



GENERAL PRICE LIST

PL2017-GENERAL-C
Effective February 6, 2017



Table of Contents

Gasket Selection Guide	V	No. W13 – AGS 11¼°	1-25
SECTION 1 – Couplings and Fittings		No. 100 and No. 110 1½ D Long Radius Elbows	1-26
Style 107H QuickVic™ Rigid Coupling for Steel	1-2	No. W100 and W110 1½ D AGS Long Radius Elbow.	1-26
Style 107N QuickVic™ Rigid Coupling.	1-2	No. 890 and 890H – Long Radius 90°	1-27
Style 07 Zero-Flex™ Rigid Coupling	1-3	No. 811 and 811H – 45°	1-27
Style 07 Zero-Flex Rigid Coupling with Silicone Grade “L” Gasket or Fluoroelastomer Grade “O” Gasket	1-3	No. R-10G and No. R-10F Reducing Base Support Elbow	1-27
Style W07 AGS Rigid Coupling with Grade “E” Flush-Seal™ Gasket	1-4	No. 10-DR Drain Elbow	1-28
Style W07 AGS Rigid Coupling with Grade “T” or “L” Silicone Gasket	1-5	No. 20 Tee	1-28
Style 177N QuickVic Flexible Coupling for Steel.	1-5	No. 29M Tee with Threaded Branch	1-28
Style 77 Standard Flexible Coupling	1-6	No. W20 AGS Tee.	1-29
Style 77 Standard Flexible Coupling for Cut Groove Systems Only	1-6	No. 820 and No. 820H Tee	1-29
Style 77 Standard Flexible Coupling with Silicone Grade “L” Gasket or Fluoroelastomer Grade “O” Gasket	1-7	No. 35 Cross.	1-30
Style W77 AGS Flexible Coupling with Grade “E” Flush-Seal™ Gasket	1-8	No. 33 True Y	1-30
Style W77 AGS Flexible Coupling with Grade “T” or “L” Flush-Seal™ Gasket.	1-9	No. W35 AGS Cross	1-30
Style 75 Flexible Coupling	1-10	No. W33 AGS True Y	1-30
Style 75 Flexible Coupling with Grade “L” Silicone Gasket.	1-10	No(s). 40, 42, and 43 Adapter Nipples	1-31
Style 750 Reducing Coupling	1-11	No(s). W42, W43 and W49 AGS Adapter Nipples	1-31
Style 741 <i>Vic-Flange</i> Adapter.	1-11	No. 80 Female Threaded Adapter	1-32
Style W741 AGS <i>Vic-Flange</i> Adapter	1-12	No(s). 18 and 19 Adapter Elbows	1-32
Style 743 <i>Vic-Flange</i> Adapter	1-12	No. 25 Grooved Reducing Tee	1-33
Flange Washers – Styles 741, W741, 743	1-13	No. W25 AGS Grooved Reducing Tee	1-35
Style 72 Outlet Coupling	1-14	No. 825 and No. 825H Reducing Tee	1-38
Style 791 and 792 <i>Vic-Boltless</i> Coupling	1-15	No. 29T Threaded Reducing Tee	1-39
Style 791 Locking Pins	1-15	No. 50 Concentric Reducer	1-41
Style 78 Snap-Joint™ Coupling.	1-16	No. 51 Eccentric Reducer.	1-41
Style HP-70 Rigid Coupling	1-16	No. W50 AGS Concentric Reducer	1-43
Style HP-70ES Coupling with “ES” Gasket.	1-17	No. W51 AGS Eccentric Reducer	1-43
Style 307 Transition Coupling	1-17	No. 850 and No. 850H Concentric Reducer.	1-46
Style 171 Composite Flexible Coupling	1-18	No. 851 and No. 851H Eccentric Reducer	1-46
Style 808 Coupling for Double Groove Pipe.	1-18	No(s). 53, 54 and 55 Swaged Nipples.	1-47
Style 870 Rigid Coupling	1-18	No. 52 – Reducer Threaded Small End	1-48
Gaskets.	1-19	No. 30 Lateral.	1-49
Victaulic Lubricant	1-22	No. W30 AGS Lateral	1-49
Flange Gaskets – Styles 741, W741, 743	1-22	No. 60 Cap.	1-50
Swing Handle Wrench.	1-22	No. W60 AGS Cap	1-50
Plated Trackhead Bolts and Nuts	1-23	No. 860 and No. 860H Cap	1-51
Installation Ready™ Bolts and Nuts	1-23	No. 61 Bull Plug	1-51
Go-No-Go Tape.	1-23	No. 30R Reducing Lateral.	1-52
Elbows –		No. W30R AGS Reducing Lateral	1-53
No. 10 – 90°	1-24	No. 32 Tee Wyes	1-54
No. 11 - 45°	1-24	No. 36B <i>VicBlast</i> Nozzle.	1-54
No. W10 – 90°	1-24	No. 48 Hose Nipples	1-55
No. W11 – 45°.	1-24	No(s). 45 and 46 Flanged Adapter Nipples	1-55
No. 12 – 22½°.	1-25	No. W45R AGS Flanged Adapter Nipple	1-56
No. 13 – 11¼°.	1-25	No(s). 845F and 846F Flat Face Flange Adapter Nipple	1-56
No. W12 – AGS 22½°	1-25	No(s). 845R and 846R Raised Face Flange Adapter Nipple	1-56
		3D Cast Bends for Abrasive Services.	1-57
		Long Radius Bends – 3D	1-58
		Long Radius Bends – 5D	1-60
		Long Radius Bends – 6D	1-61

Table of Contents

XL Fittings and Couplings	
Style XL100/XL77/XL79 90° – 1½D Elbows and Couplings.	1-62
Style XL110/XL77/XL79 45° – 1½D Elbows and Couplings.	1-62
Style XL100/XL77/XL79 90° – 3D Elbows and Couplings.	1-62
Style XL110/XL77/XL79 45° – 3D Elbows and Couplings.	1-63
Style XL100/XL110 90° and 45° 1½D Elbows.	1-63
Style XL100/XL110 90° and 45° 3D Elbows.	1-63
Style XLXL77/XL79 Couplings	1-64
No. 62 90° Extra Heavy “ES” EndSeal Elbow	1-65
No. 63 45° Extra Heavy “ES” EndSeal Elbow	1-65
No. 64 Extra Heavy “ES” EndSeal Tee	1-65
SECTION 2 – Pump Drops and Headers	
Series 380 Discharge Vibration Pump Drop.	2-2
Series 381 Suction Vibration Isolation Pump Drop.	2-3
Series 382 Strainer Vibration Isolation Pump Drop	2-4
No. 26 Outlet Header	2-5
SECTION 3 – Hole Cut Products	
Styles 920/920N Female Threaded <i>Mechanical-T</i> Outlet.	3-2
Styles 920/920N Grooved <i>Mechanical-T</i> Outlet.	3-3
Styles 920/920N <i>Mechanical-T</i> Cross	3-4
Style 923 Strapless Outlet.	3-7
Style 924 Thermometer Outlet	3-7
Style 931 <i>Vic-Tap</i> II.	3-8
SECTION 4 – Valves and Specialties	
Series 761 <i>Vic-300</i> MasterSeal™ Butterfly Valve	4-2
Series W761 <i>Vic-300</i> AGS (14 – 24”) 300 psi Butterfly Valve.	4-5
Series W709 AGS Butterfly Valve	4-6
Series 706 (14 – 24”) 300-psi Butterfly Valve	4-6
Series 700 Butterfly Valve.	4-7
Series 7B2 Butterfly Valve.	4-7
Series 726 Grooved End Ball Valve	4-8
Series 721 Grooved End Ball Valve	4-8
Series 727 Ball Valve.	4-9
Series 722 Threaded Brass Ball Valve.	4-9
Series 712 Swing Check Valve.	4-10
Series 713 High Pressure Check Valve	4-10
Series 377 Valve	4-11
Series 716H/716 <i>Vic-Check</i> Valve	4-11
Series W715 AGS <i>Vic-Check</i> Valve	4-12
Series 779 Venturi Check Valve.	4-12
Triple Service BFV/Check Valve Combination.	4-13
AGS Triple Service BFV/Check Valve Combination.	4-14
Triple Service BFV/Check Valve Combination with Venturi Flow Measurement Ports	4-15
Series 725 Diverter Valve	4-16
Series 771 OS&Y and Series 772 NRS Gate Valves	4-16
Series 795 Knife Gate Valve	4-17
Series 795 Actuation and Control Options	4-17
Series 795 Seat Cartridge Kit	4-18
Series 731-D Suction Diffuser	4-19
Series W731-D AGS Suction Diffuser.	4-19
Series 730 Tee-Type Strainer.	4-20
Series W730 AGS Tee Type Strainer	4-20
Series 732 <i>Vic-Strainer</i> Wye Type Strainer.	4-21
Series W732 <i>Vic-Strainer</i> Wye Type Strainer	4-21
Style 150 <i>Mover</i> Expansion Joint.	4-21
Style 156 Assembly Header	4-22
SECTION 5 – Air Valves	
Series 9A3 Air Release Valve.	5-2
Series 9A7 Air Release Valve.	5-2
Series 9C3 Combination Air Valve	5-3
Series 9C7 Combination Air Valve	5-3
Series 9C5-P Combination Air Valve	5-4
Series 9C5-G Combination Air Valve	5-4
Series 9C5-G-N Combination Air Valve	5-5
Series 9C5-N Combination Air Valve	5-5
Series 9C5-N-N Combination Air Valve	5-6
Series 9C5 Accessories.	5-6
Section 6 – Hydronic Balancing Products	
Manual Balancing Valves	
TA Series 786 STAS – Solder End	6-2
TA Series 787 STAD – NPT (Fem.) End – (300 psi)	6-2
Series 78K STADK.	6-2
TA Series 788 STAF – Flanged End	6-3
TA Series 789 STAG – Grooved End.	6-3
Series 78BL.	6-3
TA Series 786 and 787 Insulation Kits.	6-4
TA Series 788 and 789 Insulation Kits	6-4
TA Series 786 Drain Kit.	6-4
Spare Parts.	6-5
Automatic Balancing Valves	
Series 76T – Female x Female Threaded	6-6
Series 76B – Female x Female Threaded with a Ball Valve Kit	6-6
Series 76K – Male x Female Threaded	6-6
Series 76V – Male x Female Threaded with a Ball Valve Kit.	6-7
Series 76G – Grooved	6-7
Automatic Balancing Valve Cartridges	6-8
Balancing Control Valves	
TA Series TC – On/Off Control	6-9
TA Series TCM – Modulating Control	6-9
TA Series 7CP Compact Pressure Independent Balancing and Control Valve	6-10
TA Series 7CP Accessories	6-12
TA Series 7CT Control and Balancing Valve	6-13
TA Series 7CT Accessories	6-14
TA Series 7MP Compact Pressure Independent Balancing and Control Valve	6-15

Table of Contents

Balancing Control Valve Actuators	6-16	Style 622 Copper <i>Mechanical-T</i> Cross.	9-3
Balancing Control Valve Presetting Tool	6-16	Style 641 <i>Vic-Flange</i> Adapter	9-4
Series 76X ICSS – Low Lead Balancing Valve	6-17	Installation-Ready™ Fittings for Grooved Copper Tube	
Combined Balancing and Control Valves		No. 670 90° Elbow	9-5
TA Series 7FC (FUS10N C)	6-18	No. 671 45° Elbow	9-5
TA Series 7FP (FUS10N P)	6-20	No. 672 Tee	9-5
KOIL-KIT™ Coil Packages	6-22	No. 673 Concentric Reducer	9-6
Differential Pressure Controllers		No. 675 Reducing Tee	9-6
Series 793 Differential Pressure Controller – Threaded . .	6-23	Gasket for Installation-Ready™ Fittings for Copper Tubing	9-6
TA Series 794 Differential Pressure Controller – Flanged	6-23	No. 610 90° Elbow	9-7
TA Series 7PR	6-24	No. 611 45° Elbow	9-7
TA Series 793 Insulation Kits	6-24	No. 620 Tee	9-7
TA Differential Pressure Controller Accessories	6-25	No. 660 Cap.	9-7
Balancing Instruments		No. 643 Copper Adapter Nipple	9-7
Series 736 TA Link Differential Pressure Sensor	6-26	Reducers –	
Universal Gauge Meter Conversion Kit	6-26	No. 650 Concentric Reducer Groove x Groove	9-8
TA Series 734 SCOPE Premium/Scope Balancing Instrument	6-27	No. 652 Concentric Reducer Groove x Cup	9-8
Section 7 – Plain End Couplings and Fittings		No. 625 Reducing Tee Groove x Groove	9-8
Style 99 <i>Roust-A-Bout</i> Coupling	7-2	No. 626 Reducing Tee Groove x Cup	9-9
Gaskets for Style 99 Couplings	7-2	Carbon Steel or Stainless Steel (IPS) to Copper (CTS) Dielectric Transition Fittings	
Plated Trackhead Bolts and Nuts	7-3	Style 647-GT – Grooved x Threaded	9-10
No(s). 40-P, 42-P and 43-P Adapter Nipples	7-3	Style 647-TT – Threaded x Threaded	9-10
Plain End Fittings –		Style 647-GG Grooved x Grooved	9-10
No. 10-P – 90° Elbow	7-4	Series 608N Copper Connection Butterfly Valve	9-11
No. 11-P – 45° Elbow	7-4	GDC-CTS Go/No-Go Groove Diameter Cable	9-11
No. 20-P – Tee	7-4	Section 10 – Aluminum Products	
No. 61-P Bull Plug	7-4	Style 77A Aluminum Coupling	10-2
No. 33-P – Wye	7-5	Style 78A Aluminum Snap-Joint Coupling	10-2
No. 30-P – Lateral	7-5	Aluminum Fittings	10-2
No. 35-P – Cross	7-5	Section 11 – Large Diameter AGS Vic-Ring Products	
No. 53-P – Swaged Nipples	7-6	Large Diameter Piping Solutions	11-2
No. 25-P – Reducing Tee	7-7	<i>Vic-Ring</i> Check Sheet for W07/W77/W89 AGS Couplings . .	11-3
Section 8 – HDPE Products		Style W07 AGS Rigid Coupling for AGS <i>Vic-Ring</i> System . .	11-4
Style 995N HDPE Coupling	8-2	Style W77 AGS Flexible Coupling for AGS <i>Vic-Ring</i> System .	11-5
Style 905 Coupling for HDPE Pipe	8-3	Section 12 – Pipe Preparation Tools	
Style 907 Coupling for HDPE-to-Steel Pipe	8-3	<i>Vic-Easy</i> Roll Grooving Tools – Field Portable	
Style 908 Coupling for Double Grooved HDPE Pipe	8-4	VE12	12-2
Style 994 HDPE Flange Adapter	8-4	VE26 S/C/SS/P	12-3
Style 997 HDPE-to-Steel Transition Coupling	8-5	VE26/VE46 Power Drive Kit	12-3
HDPE Plain End Fittings		VE46	12-3
No. H10 – 90° Elbow	8-6	VE226 B/S/M/C/BSS/MSS/P	12-4
No. H11 – 45° Elbow	8-6	VE226 Power Drive Kit	12-4
No. H20 – Tee	8-6	<i>Vic-Easy</i> Roll Grooving Tools – Field Fabrication	
No. H50 – Concentric Reducer	8-6	VE106	12-5
Style 926 <i>Mechanical-T</i> Spigot	8-7	VE206 Portable Roll Grooving Tool	12-6
Model CG3100/3300/3500 Refuse-to-Fuse™ Cut Grooving Tool for HDPE Pipe	8-8	VE272SFS	12-7
Section 9 – Copper Connection Products		VE270FSD	12-9
Style 607 QuickVic™ Rigid Coupling for Copper	9-2	VE416FS	12-11
Style 622 Copper <i>Mechanical-T</i> Bolted Branch Outlet	9-2	VE416FSD/417FSD	12-13
		VE450FSD	12-15

Table of Contents

<i>Vic-Easy</i> Roll Grooving Tools – Shop Fabrication	
VE268	12-16
VE414MC	12-18
VE460	12-20
VE872	12-22
RG5200i	12-23
Victaulic Fabrication Cell	12-24
<i>Vic-Easy</i> Tool Accessories	
VPD752 Power Drive	12-26
VAPS112 Pipe Stand	12-26
VAPS224 Pipe Stand	12-27
VAPS236 Pipe Stand	12-27
VAPS1672 Pipe Stand	12-28
VE436MC Slide Conversion Kit	12-28
Cut Grooving Tools	
VG28GD	12-29
VG28GD-ABR	12-30
VDG26GD	12-30
VG824	12-31
VG824-ABR	12-32
VG824DG	12-33
VG828	12-34
VG412	12-35
Vic-Groover	12-36
Pipe Preparation Tool Accessories	
Power Mule	12-38
PT-100-A Go/No-Go Pipe Tape	12-38
PT-102 AGS Go/No-Go Pipe Tape	12-39
Tool Carry Bag	12-39
Swing Handle Wrench	12-39
No. T-60 Test Cap Kit	12-40
<i>Vic-Adjustable</i> Cut Grooving Tools for PVC Plastic Pipe	
VPG26	12-41
VPG824	12-41
Hole Cutting Tools	
VHCT900	12-42
HCT908	12-42
Accessories	12-42
<i>Vic-Tap</i> II Hot Tap	12-43
Pipe Cut-Off Tools	
VCT1 - Manual	12-44
VCT2 - Automatic	12-44
Accessories	12-44
How to Order	12-45
Terms and Conditions of Tool Rental	12-46
Terms and Conditions of Sale	Inside Back Cover
Warranty	Inside Back Cover
Victaulic Sales and Service Centers	Back Cover

Gaskets

Gasket Selection Guide

IMPORTANT PLEASE READ BEFORE ORDERING.
Gasket selection must always be specified on your order.

Standard Gaskets

IPS

GRADE	TEMP. RANGE*	COMPOUND	COLOR CODE	GENERAL SERVICE GUIDELINES
E	-30°F to +230°F -34°C to +110°C	EPDM	Green Stripe	May be specified for hot water service within the specified temperature range plus a variety of dilute acids, oil-free air and many chemical services. UL Classified in accordance with ANSI/NSF 61 for cold +73°F +23°C and hot +180°F +82°C potable water service and ANSI/NSF 372. NOT COMPATIBLE FOR USE WITH PETROLEUM SERVICES OR STEAM SERVICES.
EHP ‡	-30°F to +250°F -34°C to +120°C	EPDM	Red and Green Stripes	May be specified for hot water service within the specified temperature range. UL Classified in accordance with ANSI/NSF 61 for cold +73°F +23°C and hot +180°F +82°C potable water service and ANSI/NSF 372. NOT COMPATIBLE FOR USE WITH PETROLEUM SERVICES OR STEAM SERVICES.
T	-20°F to +180°F -29°C to +82°C	Nitrile	Orange Stripe	May be specified for petroleum products, hydrocarbons, air with oil vapors, vegetable and mineral oils within the specified temperature range; not compatible for hot, dry air over +140°F +60°C and water over +150°F +66°C. NOT COMPATIBLE FOR USE WITH HOT WATER SERVICES OR STEAM SERVICES.
T (Type A)§	-20°F to +180°F -29°C to +82°C	Nitrile	Gray Gasket	May be specified for oil related services, including air with oil vapor, this gasket may be specified for temperatures rated up to +180°F +82°C. For water related services, this gasket may be specified for temperatures rated up to +150°F +66°C. For oil free, dry air services, this gasket may be specified for temperatures rated up to +140°F +60°C. NOT COMPATIBLE FOR USE WITH HOT WATER SERVICES OR STEAM SERVICES.
E2	Ambient	EPDM	Double Green Stripe	UL Classified in accordance with ANSI/NSF 61 for cold +73°F +23°C and hot +180°F +82°C potable water service and ANSI/NSF 372. NOT COMPATIBLE FOR USE WITH PETROLEUM SERVICES OR STEAM SERVICES.
E3	-30°F to +230°F -34°C to +110°C	EPDM	Green and Silver Stripes	May be specified for cold and hot water service within the specific temperature range plus a variety of dilute acids, oil-free air and many chemical services.. NOT COMPATIBLE FOR USE WITH PETROLEUM SERVICES OR STEAM SERVICES.
EPW ^	-30°F to +230°F -34°C to +110°C	EPDM	White Stripe	May be specified for hot water service within the specified temperature range plus a variety of dilute acids, oil-free air and many chemical services. UL Classified in accordance with ANSI/NSF 61 for cold +73°F +23°C potable water service and ANSI/NSF 372.. NOT COMPATIBLE FOR USE WITH PETROLEUM SERVICES OR STEAM SERVICES.

* For specific chemical and temperature compatibility, refer to the Gasket Chemical Services Guide Long Report (GSG-100) located on victaulic.com. The information shown defines general ranges for all compatible fluids.

^ The Grade EPW gasket is only available for AGS (Advanced Grooved System) Couplings sizes 14" | 350 mm and up.

‡ The Grade EHP gasket is only available on certain Installation-Ready™ couplings such as the Style 107N, 607 and 177N.

Gaskets

Special Gaskets

IPS

GRADE	TEMP. RANGE*	COMPOUND	COLOR CODE	GENERAL SERVICE GUIDELINES
M2	-40°F to +160°F -40°C to +71°C	Epichlorohydrin	White Stripe	Specially compounded to provide service for common aromatic fuels at low temperatures. Also suitable for certain ambient temperature water services.
V	-30°F to +180°F -34°C to +82°C	Neoprene	Yellow Stripe	May be specified for hot lubricating oils and certain chemicals. Good ozone resistance. Will not support combustion.
O	+20°F to +300°F -7°C to +149°C	Fluoro-elastomer	Blue Stripe	May be specified for many oxidizing acids, petroleum oils, halogenated hydrocarbons, lubricants, hydraulic fluids, organic liquids and air with hydrocarbons. NOT COMPATIBLE FOR USE WITH HOT WATER SERVICES OR STEAM SERVICES.
L	-30°F to +350°F -34°C to +177°C	Silicone	Red Gasket	May be specified for dry heat, air without hydrocarbons to +350°F +177°C and certain chemical services.
A	+20°F to +180°F -7°C to +82°C	White Nitrile	White Gasket	No carbon black content. Meets FDA requirements. Conforms to CFR Title 21 Part 177.2600. Not compatible for hot water services over +150°F +66°C or for hot, dry air over +140°F +60°C. NOT COMPATIBLE FOR USE WITH HOT WATER SERVICES OR STEAM SERVICES.
HMT (T EndSeal™)	-20°F to +180°F -29°C to +82°C	Nitrile	Orange and Silver Stripes	Specially compounded with excellent oil resistance and a high modulus for resistance to extrusion. May be specified for petroleum products, air with oil vapors, vegetable and mineral oils within the specified temperature range. For maximum gasket life under pressure extremes, temperature should be limited to +120°F +49°C. NOT COMPATIBLE FOR USE WITH HOT WATER SERVICES OVER +150°F +66°C OR FOR HOT DRY AIR +140°F +60°C.
T (T-607 EndSeal)	-20°F to +180°F -29°C to +82°C	Nitrile	Grey Gasket	May be specified for petroleum products, hydrocarbons, air with oil vapors, vegetable and mineral oils up to +180°F/+82°C. Also may be specified for hot, dry air up to +140°F/+60°C and water up to +150°F/+66°C.
EF	-30°F to +230°F -34°C to +110°C	EPDM	Green "X"	May be specified for hot and cold water service within the specified temperature range plus a variety of dilute acids, oil-free air and many chemical services. Also meets hot and cold potable water requirements per DVGW, KTW, ÖVGW, SVGW and French ACS (Crecep), approved for W534, approved for EN681-1 Type WA cold potable and Type WB hot potable water service. NOT COMPATIBLE FOR USE WITH PETROLEUM SERVICES OR STEAM SERVICES.
EW	-30°F to +230°F -34°C to +110°C	EPDM	Green "W"	May be specified for hot water service within the specified temperature range plus a variety of dilute acids, oil-free air and many chemical services. WRAS approved material to BS 6920 for cold and hot potable water service up to +149°F +65°C. UL Classified in accordance with ANSI/NSF 61 for cold +73°F +23°C and hot +180°F +82°C potable water service and ANSI/NSF 372. NOT COMPATIBLE FOR USE WITH PETROLEUM SERVICES OR STEAM SERVICES.

* For specific chemical and temperature compatibility, refer to the Gasket Chemical Services Guide Long Report (GSG-100) located on victaulic.com. The information shown defines general ranges for all compatible fluids.

Gaskets

Special Gaskets

AWWA COUPLING

GRADE	TEMP. RANGE*	COMPOUND	COLOR CODE	GENERAL SERVICE GUIDELINES
S	-20°F to +180°F -29°C to +82°C	Nitrile	Orange Stripe	Specially compounded to conform to ductile pipe surfaces. May be specified for petroleum products, air with oil vapors, vegetable and mineral oils within the specified temperature range. Not compatible for use with hot, dry air over +140°F +60°C and water over +150°F +66°C. NOT COMPATIBLE FOR USE WITH HOT WATER SERVICES.
M	-20°F to +200°F -29°C to +93°C	Halogenated Butyl	Brown Stripe	May be specified for water service within the specified temperature range plus a variety of dilute acids, oil-free air and many chemical services. Readily conforms to ductile pipe surfaces. UL Classified in accordance with ANSI/NSF 61 for cold +86°F +30°C potable water service and ANSI/NSF 372. NOT COMPATIBLE FOR USE WITH PETROLEUM SERVICES.

* For specific chemical and temperature compatibility, refer to the Gasket Chemical Services Guide Long Report (GSG-100) located on victaulic.com. The information shown defines general ranges for all compatible fluids.



Couplings and Fittings



Grooved IPS Pipe Couplings

Grooved IPS Pipe Couplings

QuickVic™ Rigid Coupling for Steel

STYLE 107H

Refer to publication 06.21



2 – 8” Style 107H



STYLE 107H – GRADE “EHP” OR “T” GASKET

PIPE		Approx. Wgt. Ea.	COUPLING COMPLETE † With Grade “EHP” or “T” Gasket		SPARE PARTS Grade “EHP” or “T” Gasket
Inches			Price Each		
Nom. Size	Outside Dia.	Lbs	Painted	Galv.	
2	2.375	2.1	\$94.50	\$137.50	\$74.50
2½	2.875	2.5	132.50	186.00	77.50
3	3.500	3.1	141.50	200.50	96.50
4	4.500	3.9	179.00	262.00	122.00
5	5.563	5.1	255.00	380.00	144.00
6	6.625	6.8	304.50	452.00	151.00
8	8.625	10.5	457.50	702.50	218.00

NOTE: Items listed in shaded areas are non-cancellable and non-returnable.

† Surcharge for couplings supplied without gasket. Contact Victaulic for pricing.

QuickVic™ Rigid Coupling

STYLE 107N

Refer to publication 06.23



2 – 8”



10 – 12”



STYLE 107N – GRADE “EHP” OR “T” GASKET

PIPE		Approx. Wgt. Ea.	COUPLING COMPLETE † With Grade “EHP” or “T” Gasket		SPARE PARTS Grade “EHP” or “T” Gasket
inches	Outside Dia.		Price Each	Price Each	
Nom. Size			lb	Painted	Galv.
2	2.375	2.7	\$94.50	\$137.50	\$74.50
2½	2.875	3.0	132.50	186.00	77.50
3	3.500	3.7	141.50	200.50	96.50
4	4.500	6.0	179.00	262.00	122.00
5	5.563	7.0	255.00	380.00	144.00
6	6.625	8.0	304.50	452.00	151.00
8	8.625	15.1	457.50	702.50	218.00
10	10.750	23.6	706.50	1119.50	226.50
12	12.750	27.2	973.00	1470.00	241.00

NOTE: Items listed in shaded areas are non-cancellable and non-returnable.

† Surcharge for couplings supplied without gasket. Contact Victaulic for pricing.

Grooved IPS Pipe Couplings

Zero-Flex™ Rigid Coupling

STYLE 07

(with Style 77 gasket)
Refer to publication 06.02



STYLE 07 – GRADE “E” OR “T” GASKET OR FLUSH-SEAL™ GASKET

PIPE		Approx. Wgt. Ea.	COUPLING COMPLETE † With Grade “E” or “T” Gasket		COUPLING COMPLETE † with Flush-Seal “E” or “T” Gasket		SPARE PARTS	
inches			Price Each		Price Each		Plated Bolt & Nut	
Nom. Size	Outside Dia.	lb	Painted	Galv.	Painted	Galv.	No. *	Size ‡ Inches
1	1.315	1.6	\$89.00	\$120.50	\$114.00	\$148.50	2	3/8 x 2
1¼	1.660	1.7	89.00	125.00	114.50	155.00	2	3/8 x 2
1½	1.900	1.9	94.50	125.00	131.00	169.50	2	3/8 x 2
2	2.375	2.2	118.00	174.50	162.00	217.50	2	1/2 x 2½
2½	2.875	2.6	167.00	235.00	250.50	329.50	2	1/2 x 2¾
3	3.500	3.0	174.50	250.50	254.50	346.00	2	1/2 x 2½
4	4.500	4.8	226.50	330.00	296.50	410.50	2	1/2 x 2¾
5	5.563	6.7	318.50	471.50	603.00	801.00	2	5/8 x 3¼
6	6.625	8.3	383.00	568.00	575.00	788.00	2	5/8 x 3¼
8	8.625	15.1	577.50	819.00	865.50	1205.50	2	¾ x 4¼
10	10.750	23.5	938.00	1469.50	1426.00	2059.00	2	7/8 x 6½
12	12.750	28.2	1293.50	1929.00	1812.00	2537.00	2	7/8 x 6½

* Number of bolts equals number of segments supplied.

NOTE: Items listed in shaded areas are non-cancellable and non-returnable.

† Surcharge for couplings supplied without gasket. Contact Victaulic for pricing.

‡ Metric thread size bolts available. Contact Victaulic.

NOTE: See Spare Parts Section for spare part prices.

Zero-Flex™ Rigid Coupling

STYLE 07

(with Style 77 gasket)
Refer to publication 06.02



STYLE 07 – SILICONE GRADE “L” GASKET OR FLUOROELASTOMER GRADE “O” GASKET

PIPE		Approx. Wgt. Ea.	COUPLING COMPLETE † With Silicone Grade “L” Gasket		COUPLING COMPLETE † With Fluoroelastomer Grade “O” Gasket		SPARE PARTS	
inches			Price Each		Price Each		Plated Bolt & Nut	
Nom. Size	Outside Dia.	lb	Painted	Galv.	Painted	Galv.	No. *	Size ‡ Inches
1	1.315	1.6	\$333.00	\$365.50	\$395.00	\$426.00	2	3/8 x 2
1¼	1.660	1.7	498.50	534.50	588.50	631.00	2	3/8 x 2
1½	1.900	1.9	379.50	411.00	463.50	603.00	2	3/8 x 2
2	2.375	2.2	456.00	548.00	618.50	727.50	2	1/2 x 2½
2½	2.875	2.6	509.50	614.00	752.50	887.00	2	1/2 x 2¾
3	3.500	3.0	536.50	651.50	903.00	1061.50	2	1/2 x 2½
4	4.500	5.3	618.50	763.50	1244.50	1617.00	2	1/2 x 2¾
5	5.563	6.7	652.50	793.00	1543.00	1685.50	2	5/8 x 3¼
6	6.625	8.3	735.50	909.00	1794.00	2247.00	2	5/8 x 3¼
8	8.625	15.1	861.00	1142.00	2973.00	4965.50	2	¾ x 4¼
10	10.750	23.5	936.50	1366.00	3517.00	3946.50	2	7/8 x 6½
12	12.750	28.2	1177.00	1685.00	4866.00	5373.50	2	7/8 x 6½

NOTE: Items listed in shaded areas are non-cancellable and non-returnable.

† Surcharge for couplings supplied without gasket. Contact Victaulic for pricing.

‡ Metric thread size bolts available. Contact Victaulic.

NOTE: See Spare Parts Section for spare part prices.

Grooved IPS Pipe Couplings

AGS[®] Rigid Coupling

AGS STYLE W07

Refer to publication 20.02



14 – 24"



26 – 50"

AGS STYLE W07 – GRADE "E" FLUSH-SEAL™ GASKET

PIPE		Approx. Wgt. Ea.	COUPLING COMPLETE † With Flush-Seal Grade "E" Gasket		SPARE PARTS	
inches			Price Each		Plated Bolt & Nut	
Nom. Size	Outside Dia.	lb	Painted	Galv.	No.	Size § Inches
14	14.000	49.0	\$919.50	\$1405.00	2	1 x 5½
16	16.000	61.0	1336.50	1965.00	2	1 x 5½
18	18.000	71.0	1490.00	2219.00	2	1 x 5½
20	20.000	82.0	2081.00	2959.50	2	1½ x 5½
22	22.000	110.0	+	+	2	1½ x 5½
24	24.000	116.0	2275.50	3445.00	2	1½ x 5½
26	26.000	205.0	+	+	4	1¾ x 6
28	28.000	220.0	+	+	4	1¾ x 6
30	30.000	227.0	+	+	4	1¼ x 7
32	32.000	242.0	+	+	4	1¼ x 7
34	34.000	255.0	+	+	4	1¼ x 7
36	36.000	268.0	+	+	4	1¼ x 7
38	38.000	304.0	+	+	4	1½ x 7
40	40.000	340.0	+	+	4	1½ x 8
42	42.000	360.0	+	+	4	1½ x 8
44	44.000	390.0	+	+	4	1½ x 8
46	46.000	415.0	+	+	4	1½ x 8
48	48.000	425.0	+	+	4	1½ x 8
50	50.000	500.0	+	+	4	1½ x 8

NOTE: Items listed in shaded areas are non-cancellable and non-returnable.

+ Quoted on application. Contact Victaulic for pricing and availability.

† Surcharge for couplings supplied without gasket. Contact Victaulic for pricing.

§ Metric thread size bolts available. Contact Victaulic.

NOTE: See Spare Parts Section for spare part prices.

Grooved IPS Pipe Couplings

AGS Rigid Coupling

AGS STYLE W07

Refer to publication 20.02



14 – 24"



26 – 50"

AGS STYLE W07 – GRADE "T" OR "L" FLUSH-SEAL™ GASKET

PIPE		Approx. Wgt. Ea.	COUPLING COMPLETE † With Flush-Seal Silicone Grade "T" or "L" Gasket		SPARE PARTS	
inches			Price Each		Plated Bolt & Nut	
Nom. Size	Outside Dia.	lb	Painted	Galv.	No.	Size § Inches
14	14.000	49.0	\$1087.00	\$1573.50	2	1 x 5½
16	16.000	61.0	1540.50	2170.00	2	1 x 5½
18	18.000	71.0	1907.00	2427.50	2	1 x 5½
20	20.000	82.0	2329.50	2433.50	2	1½ x 5½
22	22.000	110.0	+	+	2	1½ x 5½
24	24.000	116.0	2541.00	3710.00	2	1½ x 5½
26	26.000	205.0	+	+	4	1¾ x 6
28	28.000	220.0	+	+	4	1¾ x 6
30	30.000	227.0	+	+	4	1¼ x 7
32	32.000	242.0	+	+	4	1¼ x 7
34	34.000	255.0	+	+	4	1¼ x 7
36	36.000	268.0	+	+	4	1¼ x 7
38	38.000	304.0	+	+	4	1½ x 7
40	40.000	340.0	+	+	4	1½ x 8
42	42.000	360.0	+	+	4	1½ x 8
44	44.000	390.0	+	+	4	1½ x 8
46	46.000	415.0	+	+	4	1½ x 8
48	48.000	425.0	+	+	4	1½ x 8
50	50.000	500.0	+	+	4	1½ x 8

NOTE: Items listed in shaded areas are non-cancellable and non-returnable.

+ Quoted on application. Contact Victaulic for pricing and availability.

† Surcharge for couplings supplied without gasket. Contact Victaulic for pricing.

§ Metric thread size bolts available. Contact Victaulic.

NOTE: See Spare Parts Section for spare part prices.

QuickVic™ Flexible Coupling for Steel

STYLE 177N

Refer to publication 06.24



STYLE 177N – GRADE "EHP" OR "T" GASKET

PIPE		Approx. Wgt. Ea.	COUPLING COMPLETE † With Grade "EHP" or "T" Gasket		SPARE PARTS
inches			Price Each		Grade "EHP" or "T" Gasket
Nom. Size	Outside Dia.	lb	Painted	Galv.	
2	2.375	3.3	\$95.50	\$137.00	\$74.50
2½	2.875	3.8	125.00	175.50	77.50
3	3.500	4.3	133.50	191.00	96.50
4	4.500	7.4	219.50	322.00	122.00
5	5.563	10.0	370.00	537.50	144.00
6	6.625	12.8	375.50	555.50	151.00
8	8.625	15.5	555.50	849.00	218.00

NOTE: Items listed in shaded areas are non-cancellable and non-returnable.

† Surcharge for couplings supplied without gasket. Contact Victaulic for pricing.

NOTE: Available with stainless steel bolts and nuts. Contact Victaulic for pricing.



Grooved IPS Pipe Couplings

Standard Coupling

STYLE 77

Refer to publication 06.04



¾ – 12"



STYLE 77 – GRADE "E" OR "T" GASKET OR FLUSH-SEAL™ GASKET

PIPE		Approx. Wgt. Ea.	COUPLING COMPLETE † With Grade "E" or "T" Gasket		COUPLING COMPLETE † With Flush-Seal "E" or "T" Gasket		SPARE PARTS	
inches			Price Each		Price Each		Plated Bolt & Nut	
Nom. Size	Outside Dia.	lb	Painted	Galv.	Painted	Galv.	No.*	Size § Inches
¾	1.050	1.1	\$70.00	\$92.00	\$92.00	\$119.00	2	¾ x 2
1	1.315	1.2	72.50	97.00	96.00	124.50	2	¾ x 2
1¼	1.660	2.0	89.00	124.50	115.00	153.00	2	½ x 2½
1½	1.900	2.1	98.50	137.00	134.50	178.50	2	½ x 2½
2	2.375	2.6	98.00	141.00	145.50	198.00	2	½ x 2½
2½	2.875	3.1	128.50	180.50	216.50	280.50	2	½ x 2¾
3	3.500	3.7	137.00	196.50	223.00	296.50	2	½ x 2¾
3½	4.000	5.6	221.50	318.00	305.50	401.50	2	¾ x 3¼
4	4.500	6.7	225.50	331.00	377.00	436.50	2	¾ x 3¼
5	5.563	10.5	380.50	552.50	672.50	895.50	2	¾ x 4¼
6	6.625	12.0	386.00	571.00	598.00	826.00	2	¾ x 4¼
8	8.625	20.8	571.00	872.50	886.50	1250.50	2	7/8 x 5
10	10.750	31.1	780.50	1212.00	1112.00	1595.00	2	1 x 6
12	12.750	27.8	1052.00	1588.00	1355.00	1983.50	2	1 x 6½
28 I.D.**	35.500	95.0	+	+	+	+	4	1 x 5½
30 I.D.**	37.880	127.2	+	+	+	+	4	1 x 5½

NOTE: Items listed in shaded areas are non-cancellable and non-returnable.

* Number of bolts equals number of segments supplied.

+ Quoted on application. Contact Victaulic for pricing and availability.

† Surcharge for couplings supplied without gasket. Contact Victaulic for pricing.

§ Metric thread size bolts available. Contact Victaulic.

NOTE: See Spare Parts Section for spare part prices.

NOTE: 14 – 72" standard for this size range is the W77 AGS flexible coupling.

** Requires Vic-Ring for assembly.

Standard Coupling

STYLE 77

For Cut Groove Systems Only
Refer to publication 06.04



14 – 24"

STYLE 77 – GRADE "E" OR "T" GASKET OR FLUSH-SEAL™ GASKET

PIPE		Approx. Wgt. Ea.	COUPLING COMPLETE † With Grade "E" Gasket		COUPLING COMPLETE † With Flush-Seal "E" Gasket		SPARE PARTS	
inches			Price Each		Price Each		Plated Bolt & Nut	
Nom. Size	Outside Dia.	lb	Painted	Galv.	Painted	Galv.	No.*	Size § Inches
14	14.000	39.2	\$1524.50	\$1932.00	\$1927.00	\$2333.50	2	1 x 3½
16	16.000	45.0	1912.50	2497.00	2345.50	2930.50	2	1 x 3½
18	18.000	64.1	2307.00	3043.50	2829.50	3566.50	2	1½ x 4
20	20.000	74.8	3093.00	4138.00	3732.00	4774.00	2	1½ x 4
22	22.000	82.6	3182.50	4353.50	–	–	2	1½ x 4
24	24.000	89.6	3243.50	4319.00	3953.00	5028.00	2	1½ x 4

NOTE: Items listed in shaded areas are non-cancellable and non-returnable.

* Number of bolts equals number of segments supplied.

† Surcharge for couplings supplied without gasket. Contact Victaulic for pricing.

§ Metric thread size bolts available. Contact Victaulic.

NOTE: See Spare Parts Section for spare part prices.

NOTE: 14 – 72" standard for this size range is the W77 AGS flexible coupling.

NOTE: Prices shown for 14 – 24" are for couplings with grade E gasket. For couplings with grade T gaskets contact Victaulic for pricing.

Grooved IPS Pipe Couplings

Standard Coupling

STYLE 77

Refer to publication 06.04



STYLE 77 – SILICONE GRADE “L” GASKET OR FLUOROELASTOMER GRADE “O” GASKET

PIPE		Approx. Wgt. Ea.	COUPLING COMPLETE † With Silicone Grade “L” Gasket		COUPLING COMPLETE † With Fluoroelastomer Grade “O” Gasket		SPARE PARTS	
inches			Price Each		Price Each		Plated Bolt & Nut	
Nom. Size	Outside Dia.	lb	Painted	Galv.	Painted	Galv.	No.*	Size § Inches
¾	1.050	1.1	\$299.50	\$322.50	\$367.00	\$390.00	2	¾ x 2
1	1.315	1.2	299.50	323.50	367.00	426.00	2	¾ x 2
1¼	1.660	2.0	346.00	381.00	432.50	467.50	2	¾ x 2
1½	1.900	2.1	367.00	405.00	453.50	491.50	2	½ x 2½
2	2.375	2.6	395.00	476.00	531.00	626.50	2	½ x 2½
2½	2.875	3.1	433.00	489.00	638.00	694.00	2	½ x 2¾
3	3.500	3.7	459.50	561.00	768.00	905.50	2	½ x 2¾
3½	4.000	5.6	574.00	668.00	1143.50	1241.00	2	⅝ x 3¼
4	4.500	6.7	582.50	734.00	1112.50	1329.50	2	⅝ x 3¼
5	5.563	10.5	707.50	890.00	1462.00	1645.50	2	¾ x 4¼
6	6.625	12.0	730.00	961.50	1622.50	1965.50	2	¾ x 4¼
8	8.625	20.8	878.50	1200.00	2661.00	3227.00	2	7/8 x 5
10	10.750	31.1	1002.50	1432.00	3378.00	3809.50	2	1 x 6
12	12.750	27.8	1253.50	1789.00	4649.50	5186.00	2	1 x 6½

* Number of bolts equals number of segments supplied.

NOTE: Items listed in shaded areas are non-cancellable and non-returnable.

† Surcharge for couplings supplied without gasket. Contact Victaulic for pricing.

§ Metric thread size bolts available. Contact Victaulic.

NOTE: See Spare Parts Section for spare part prices.

Grooved IPS Pipe Couplings

AGS Flexible Coupling

AGS STYLE W77

Refer to publication 20.03



14 – 24"



26 – 60"

AGS STYLE W77 – GRADE “E” FLUSH-SEAL™ GASKET

PIPE		Approx. Wgt. Ea.	COUPLING COMPLETE † With Flush-Seal Grade “E” Gasket		SPARE PARTS	
inches			Price Each		Plated Bolt & Nut	
Nom. Size	Outside Dia.	lb	Painted	Galv.	No.	Size § Inches
14	14.000	48.0	\$1077.50	\$1573.00	2	1 x 5½
16	16.000	58.0	1404.50	2020.00	2	1 x 5½
18	18.000	65.0	1564.00	2253.50	2	1 x 5½
20	20.000	82.0	2185.00	3082.50	2	1½ x 5½
22	22.000	99.0	+	+	2	1½ x 5½
24	24.000	107.0	2389.00	3499.50	2	1½ x 5½
26	26.000	205.0	+	+	4	1½ x 6
28	28.000	220.0	+	+	4	1½ x 6
30	30.000	227.0	+	+	4	1¼ x 7
32	32.000	242.0	+	+	4	1¼ x 7
34	34.000	255.0	+	+	4	1¼ x 7
36	36.000	268.0	+	+	4	1¼ x 7
38	38.000	340.0	+	+	4	1½ x 7
40	40.000	340.0	+	+	4	1½ x 7
42	42.000	360.0	+	+	4	1½ x 7
44	44.000	390.0	+	+	4	1½ x 7
46	46.000	415.0	+	+	4	1½ x 7
48	48.000	425.0	+	+	4	1½ x 7
54	54.000	648.0	+	+	4	1½ x 7
56	56.000	676.0	+	+	4	1½ x 7
60	60.000	720.0	+	+	4	1½ x 7
62	62.000	956.0	+	+	8	1½ x 7
72	72.000	1140.0	+	+	8	1½ x 7½

NOTE: Items listed in shaded areas are non-cancellable and non-returnable.

+ Quoted on application. Contact Victaulic for pricing and availability.

† Surcharge for couplings supplied without gasket. Contact Victaulic for pricing.

§ Metric thread size bolts available. Contact Victaulic.

NOTE: See Spare Parts Section for spare part prices.

Grooved IPS Pipe Couplings

AGS Flexible Coupling

AGS STYLE W77

Refer to publication 20.03



14 – 24"



26 – 60"

AGS STYLE W77 – GRADE "T" OR "L" FLUSH-SEAL™ GASKET

PIPE		Approx. Wgt. Ea.	COUPLING COMPLETE † With Flush-Seal Silicone Grade "T" or "L" Gasket		SPARE PARTS	
inches			Price Each		Plated Bolt & Nut	
Nom. Size	Outside Dia.	lb	Painted	Galv.	No.	Size § Inches
14	14.000	48.0	\$1245.00	\$1818.50	2	1 x 5½
16	16.000	58.0	1609.00	2322.50	2	1 x 5½
18	18.000	65.0	1772.00	2571.50	2	1 x 5½
20	20.000	82.0	2435.00	3481.50	2	1½ x 5½
22	22.000	99.0	+	+	2	1½ x 5½
24	24.000	107.0	2656.50	3936.00	2	1½ x 5½
26	26.000	205.0	+	+	4	1½ x 6
28	28.000	220.0	+	+	4	1½ x 6
30	30.000	227.0	+	+	4	1¼ x 7
32	32.000	242.0	+	+	4	1¼ x 7
34	34.000	255.0	+	+	4	1¼ x 7
36	36.000	268.0	+	+	4	1¼ x 7
38	38.000	340.0	+	+	4	1½ x 7
40	40.000	340.0	+	+	4	1½ x 7
42	42.000	360.0	+	+	4	1½ x 7
44	44.000	390.0	+	+	4	1½ x 7
46	46.000	415.0	+	+	4	1½ x 7
48	48.000	425.0	+	+	4	1½ x 7
54	54.000	648.0	+	+	4	1½ x 7
56	56.000	676.0	+	+	4	1½ x 7
60	60.000	720.0	+	+	4	1½ x 7
62	62.000	956.0	+	+	8	1½ x 7
72	72.000	1140.0	+	+	8	1½ x 7½

NOTE: Items listed in shaded areas are non-cancellable and non-returnable.

+ Quoted on application. Contact Victaulic for pricing and availability.

† Surcharge for couplings supplied without gasket. Contact Victaulic for pricing.

§ Metric thread size bolts available. Contact Victaulic.

NOTE: See Spare Parts Section for spare part prices.

Grooved IPS Pipe Couplings

Flexible Coupling

STYLE 75

Refer to publication 06.05



STYLE 75 – GRADE “E” OR “T” GASKET OR FLUSH-SEAL™ GASKET

PIPE		Approx. Wgt. Ea.	COUPLING COMPLETE † With Grade “E” or “T” Gasket		COUPLING COMPLETE † With Flush-Seal “E” or “T” Gasket		SPARE PARTS
inches			lb	Price Each		Price Each	
Nom. Size	Outside Dia.			Painted	Galv.	Painted	Galv.
1	1.315	1.3	\$58.50	\$85.50	\$134.50	\$169.50	3/8 x 2
1¼	1.660	1.4	60.50	86.50	139.00	173.00	3/8 x 2
1½	1.900	1.5	76.50	102.00	168.00	202.50	3/8 x 2
2	2.375	1.8	96.50	139.00	186.00	219.50	3/8 x 2
2½	2.875	1.9	126.00	178.50	241.00	287.50	3/8 x 2
3	3.500	2.9	134.50	193.50	193.50	244.00	1/2 x 2¾
3½	4.000	2.9	193.00	256.00	272.50	335.00	1/2 x 2¾
4	4.500	4.1	224.00	326.00	301.00	456.50	1/2 x 2¾
5	5.563	5.8	375.50	545.00	456.00	570.50	5/8 x 3¼
6	6.625	7.0	380.50	563.50	439.00	565.00	5/8 x 3¼
8	8.625	12.9	563.50	860.50	659.00	866.50	¾ x 4¼

NOTE: Items listed in shaded areas are non-cancellable and non-returnable.

† Surcharge for couplings supplied without gasket. Contact Victaulic for pricing.

§ Metric thread size bolts available. Contact Victaulic.

NOTE: See Spare Parts Section for spare part prices.

Flexible Coupling

STYLE 75

Refer to publication 06.05



STYLE 75 – SILICONE GRADE “L” GASKET

PIPE		Approx. Wgt. Ea.	COUPLING COMPLETE † With Silicone Grade “L” Gasket		SPARE PARTS
inches			lb	Price Each	
Nom. Size	Outside Dia.			Painted	Galv.
1	1.315	1.3	\$285.00	\$312.50	3/8 x 2
1¼	1.660	1.4	327.00	350.00	3/8 x 2
1½	1.900	1.5	341.50	364.50	3/8 x 2
2	2.375	1.7	365.50	427.50	3/8 x 2
2½	2.875	1.9	406.00	469.50	3/8 x 2
3	3.500	2.9	427.00	507.00	1/2 x 2¾
3½	4.000	2.9	+	+	1/2 x 2¾
4	4.500	4.1	492.00	595.50	1/2 x 2¾
5	5.563	5.8	504.50	586.00	5/8 x 3¼
6	6.625	7.0	572.50	672.50	5/8 x 3¼
8	8.625	12.9	658.00	830.00	¾ x 4¼

NOTE: Items listed in shaded areas are non-cancellable and non-returnable.

+ Quoted on application. Contact Victaulic for pricing and availability.

† Surcharge for couplings supplied without gasket. Contact Victaulic for pricing.

§ Metric thread size bolts available. Contact Victaulic.

NOTE: See Spare Parts Section for spare part prices.

Grooved IPS Pipe Couplings

Reducing Coupling

STYLE 750

Refer to publication 06.08



STYLE 750 – GRADE “E” OR “T” GASKET

PIPE		Approx. Wgt. Ea.	COUPLING COMPLETE † With Grade “E” or “T” Gasket		SPARE PARTS Plated Bolt & Nut Size § Inches
Nominal Size			Price Each		
inches		lb	Painted	Galv.	
2	x 1	2.0	\$142.00	\$182.50	3/8 x 2
	1½	2.0	151.00	195.50	3/8 x 2
2½	x 2	2.9	192.50	251.50	3/8 x 2
3	x 2	4.6	226.50	312.00	1/2 x 2¾
	2½	4.1	219.50	299.00	1/2 x 2¾
4	x 2	8.8	340.00	474.50	5/8 x 3¼
	2½	8.3	325.00	463.00	5/8 x 3¼
	3	6.4	273.00	380.50	5/8 x 3¼
5	x 4	10.8	395.50	564.00	¾ x 4¼
6	x 4	16.1	537.00	791.00	¾ x 4¼
	5	12.6	504.50	709.50	¾ x 4¼
8	x 6	22.3	760.00	1098.00	7/8 x 5
10	x 8	32.3	929.50	1614.00	1 x 6

NOTE: Items listed in shaded areas are non-cancellable and non-returnable.

† Surcharge for couplings supplied without gasket. Contact Victaulic for pricing.

§ Metric thread size bolts available. Contact Victaulic.

Support rings required on vertical installations. Please specify on order.

A steel assembly washer is optionally available to prevent pipe from telescoping on vertical installations. No extra charge when specified on order with coupling.

NOTE: See Spare Parts Section for spare part prices.

Vic-Flange Adapters

STYLE 741

Grooved Pipe Adapters to ANSI Class 125 and 150 Flanges.
Refer to publication 06.06



STYLE 741 – GRADE “E” OR “T” GASKET

PIPE		Approx. Wgt. Ea.	COUPLING COMPLETE † With Grade “E” or “T” Gasket	
inches			Price Each	
Nom. Size	Outside Dia.	lb	Painted	Galv.
STYLE 741 – Hinged				
2	2.375	3.1	\$322.50	\$394.00
2½	2.875	4.8	381.00	478.50
3	3.500	5.3	411.00	517.50
4	4.500	7.4	575.50	727.50
5	5.563	8.6	675.50	855.50
6	6.625	9.9	806.00	1021.00
8	8.625	16.2	925.50	1212.00
10	10.750	24.2	1372.00	1788.50
12	12.750	46.8	1867.00	2574.00

SECTION 1
GROOVED IPS PIPE COUPLINGS

Grooved IPS Pipe Couplings

AGS Vic-Flange Adapters

STYLE W741

Grooved Pipe Adapters to ANSI Class 125 and 150 Flanges. Refer to publication 20.04



STYLE W741 – GRADE “E”, “T” OR “L” GASKET

PIPE		Approx. Wgt. Ea.	COUPLING COMPLETE † With Grade “E” or “T” Gasket		COUPLING COMPLETE † With Grade “L” Gasket	
inches			Price Each		Price Each	
Nom. Size	Outside Dia.	lb	Painted	Galv.	Painted	Galv.
14	14.000	70.0	\$3695.50	\$4658.00	\$4033.50	\$4995.50
16	16.000	88.0	4286.50	5830.00	4650.00	6194.50
18	18.000	101.0	5276.50	6245.00	5637.50	6603.50
20	20.000	115.0	6349.00	7041.50	6663.50	7356.50
24	24.000	160.0	8123.50	10479.00	8420.50	10776.50

NOTE: Items listed in shaded areas are non-cancellable and non-returnable.

† Surcharge for couplings supplied without gasket. Contact Victaulic for pricing.

The AGS Vic-Flange adapters utilize standard ANSI 125/150 flange bolts (supplied by installer). Bolt hole pattern is standard for ANSI CL. 150 and 125 CL. flanges.

Vic-Flange Grooved Flange Adapters §

STYLE 743

Grooved Pipe Adapters to ANSI Class 300 Flanges (with Style 741 gasket) Refer to publication 06.06



STYLE 743 – GRADE “E” OR “T” GASKET

PIPE		Approx. Wgt. Ea.	COUPLING COMPLETE † With Grade “E” or “T” Gasket	
inches			Price Each	
Nominal Size	Outside Diameter	lb	Painted	Galv.
2	2.375	4.8	\$554.00	\$685.50
2½	2.875	7.4	559.50	707.50
3	3.500	9.1	628.50	806.50
4	4.500	15.3	784.50	1068.50
5	5.563	17.7	958.00	1290.00
6	6.625	23.4	1133.50	1531.50
8	8.625	34.3	1499.50	2092.50
10	10.750	48.3	2264.50	3130.00
12	12.750	70.5	3369.00	4715.00

NOTE: Items listed in shaded areas are non-cancellable and non-returnable.

§ Utilizes standard ANSI 300 flange bolts (supplied by installer). Bolt hole pattern is standard for ANSI class 300 flanges.

† Surcharge for couplings supplied without gasket. Contact Victaulic for pricing.

NOTE: See Spare Parts Section for spare part prices.



Grooved IPS Pipe Couplings

Vic-Flange Adapter Notes

Victaulic flange adapters require a smooth, hard surface at the mating flange face for effective sealing. Some applications, for which the Victaulic flange adapter is otherwise well suited, do not provide an adequate mating surface. In such cases, it is recommended that a metal flange washer be inserted between the Victaulic flange adapter and the mating flange to provide the necessary sealing surface. See Spare Parts Section for flange washer prices.

Typical applications where a Victaulic flange washer should be used are:

1. When mating to a serrated flange: a flange gasket should be used adjacent to the serrated flange. The flange washer is then inserted between the Victaulic flange adapter and the flange gasket.
2. When mating to a wafer valve: where typical valves are rubber lined and partially rubber faced (smooth or not), the flange washer is placed between the valve and the Victaulic flange adapter.
3. When mating to a rubber faced flange: the flange washer is placed between the Victaulic flange adapters and the rubber faced flange.
4. When mating C.I. flanges to IPS flanges: the flange washer is placed between two Victaulic flange adapters. If one flange is not a Victaulic flange adapter (e.g. a flanged valve), then a flanged gasket must be placed adjacent to that flange and the flange washer must be inserted between the flange gasket and the Victaulic flange adapter.
5. When mating to components (valves, strainers, etc.) where the component flange face has an insert: follow the same arrangement as in # 1 above.

Flange Washers

FOR STYLES 741, W741, 743
VIC-FLANGE ADAPTERS

FOR STYLES 741, W741, 743 VIC-FLANGE WASHERS

Flange Size inches	FLANGE WASHERS	
	Style 741 ANSI Plated	Style 743
2	\$298.00	+
2½	316.00	+
3	332.50	+
4	355.00	+
5	373.50	+
6	390.50	+
8	415.50	+
10	490.50	+
12	591.50	+
14	670.00	-
16	759.50	-
18	851.50	-
20	+	-
24	+	-

14 – 24" flange gaskets supplied for Style W741 AGS Flange

NOTE: Items listed in shaded areas are non-cancellable and non-returnable.

+ Quoted on application. Contact Victaulic for pricing and availability.

Grooved IPS Pipe Couplings

Outlet Coupling

STYLE 72

Refer to publication 06.10



STYLE 72 – GRADE “E” OR “T” GASKET

Nominal Size inches Run x Branch	OUTLET COUPLING COMPLETE † with Grade “E” or “T” Gasket			SPARE PARTS
	Approx. Wgt. Ea. lb	NPT Female Thd. Branch Price Each		Plated Bolt & Nut Size § Inches
		Painted	Galv.	
1½ x ½	1.4	\$269.00	\$315.50	¾ x 2
	2.8	269.00	330.00	¾ x 2
	2.8	269.00	330.00	¾ x 2
2 x ½	3.5	363.00	445.00	¾ x 2
	2.5	363.00	433.00	¾ x 2
	3.2	363.00	438.50	¾ x 2
2½ x ½	4.5	378.00	471.50	½ x 2¾
	4.6	378.00	473.50	½ x 2¾
	6.0	378.00	488.00	½ x 2¾
	5.0	563.50	684.50	⅝ x 3¼
	5.0	563.50	684.50	⅝ x 3¼
3 x ¾	4.5	359.00	449.00	½ x 2¾
	8.9	359.00	496.50	⅝ x 3¼
	8.5	598.50	762.00	⅝ x 3¼
	8.5	598.50	762.00	⅝ x 3¼
4 x ¾	6.3	546.50	679.50	½ x 2¾
	6.5	546.50	679.50	½ x 2¾
	11.6	654.00	854.00	⅝ x 3¼
	14.6	654.00	886.50	⅝ x 3¼
6 x 1	19.3	993.50	1318.00	¾ x 4¼
	19.3	993.50	1318.00	¾ x 4¼
	19.5	993.50	1321.00	¾ x 4¼

NOTE: Items listed in shaded areas are non-cancellable and non-returnable.

† Surcharge for couplings supplied without gasket. Contact Victaulic for pricing.

§ Metric thread size bolts available. Contact Victaulic.

NOTE: See Spare Parts Section for spare part prices.

Style 72 Outlet Couplings supplied with painted or galvanized housing, Grade “E” or “T” gasket with plated neck insert and plated bolts and nuts.

When used on 2 – 3½/60.3 – 88.9 mm Victaulic cast fittings, contact Victaulic for recommendations.

Sizes noted above are suitable for assembly onto grooved pipe only. For assembly onto Victaulic cast fittings, specially machined Style 72 couplings must be ordered.

Grooved IPS Pipe Couplings

Vic-Boltless Coupling

STYLES 791 COUPLING AND 792 ASSEMBLY TOOL
Refer to publication 06.11



STYLE 791 COUPLING – GRADE “E” OR “T” GASKET OR FLUSH-SEAL™ GASKET

PIPE		Approx. Wgt. Ea.	COUPLING COMPLETE † With Grade “E” or “T” Gasket		COUPLING COMPLETE † With Flush-Seal “E” or “T” Gasket	
inches			Price Each		Price Each	
Nom. Size	Outside Dia.	lb	Painted	Galv.	Painted	Galv.
2	2.375	1.8	+	+	+	+
2½	2.875	2.7	+	+	+	+
3	3.500	2.6	+	+	+	+
4	4.500	4.8	+	+	+	+
6	6.625	6.3	+	+	+	+
8	8.625	12.0	+	+	+	+

Extra Locking Pins available in color coded strips of 10 pins (see below).

NOTE: Items listed in shaded areas are non-cancellable and non-returnable.

Style 791 Couplings supplied with one-piece hinged housing, gasket and locking pin only. Assembly Tool required for assembly is purchased separately.

+ Quoted on application. Contact Victaulic for pricing and availability.

† Surcharge for couplings supplied without gasket. Contact Victaulic for pricing.

NOTE: See Spare Parts Section for spare part prices.

STYLE 791 COUPLING – SILICONE GRADE “L” GASKET OR FLUOROELASTOMER GRADE “O” GASKET

PIPE		Approx. Wgt. Ea.	COUPLING COMPLETE † With Silicone Grade “L” Gasket		COUPLING COMPLETE † With Fluoroelastomer “O” or “T” Gasket	
inches			Price Each		Price Each	
Nom. Size	Outside Dia.	lb	Painted	Galv.	Painted	Galv.
2	2.375	1.8	+	+	+	+
2½	2.875	2.7	+	+	+	+
3	3.500	2.6	+	+	+	+
4	4.500	4.8	+	+	+	+
6	6.625	6.3	+	+	+	+
8	8.625	12.0	+	+	+	+

Extra Locking Pins available in color coded strips of 10 pins (see below).

NOTE: Items listed in shaded areas are non-cancellable and non-returnable.

Style 791 Couplings supplied with one-piece hinged housing, gasket and locking pin only. Assembly Tool required for assembly is purchased separately.

+ Quoted on application. Contact Victaulic for pricing and availability.

† Surcharge for couplings supplied without gasket. Contact Victaulic for pricing.

NOTE: See Spare Parts Section for spare part prices.

STYLE 792 REMOVABLE ASSEMBLY TOOL

Size	Price Each
One size fits all sizes Style 791 Couplings	\$649.50

NOTE: Items listed in shaded areas are non-cancellable and non-returnable.

Locking Pins

STYLE 791

Victaulic locking pins must be used to assemble Style 791 couplings. Use of other objects are strictly prohibited.

STYLE 791

Nom. Pipe Size	SPARE PARTS Locking Pin	
2	5/16 x 2	+
2½	3/8 x 2	+
3	3/8 x 2	+
4	7/16 x 2½	+
6	1/2 x 2¾	+
8	1/2 x 27/16	+

NOTE: Items listed in shaded areas are non-cancellable and non-returnable.

+ Quoted on application. Contact Victaulic for pricing and availability.

Grooved IPS Pipe Couplings

Snap-Joint™ Coupling

STYLE 78 – GRADE “E” OR “T” GASKET OR FLUSH-SEAL™ GASKET

STYLE 78

(with Style 77 gasket)
Refer to publication 06.09



PIPE		Approx. Wgt. Ea.	COUPLING COMPLETE † With Grade “E” or “T” Gasket		COUPLING COMPLETE With Flush-Seal Grade “E” or “T” Gasket †	
inches			Price Each		Price Each	
Nom. Size	Outside Dia.	lb	Painted	Galv.	Painted	Galv.
1 (a)	1.315	0.8	\$176.50	\$205.50	\$200.50	\$227.50
1½ (a)	1.660	1.1	225.50	269.00	263.00	305.00
1½ (a)	1.900	1.7	216.00	263.50	250.50	296.00
2 (c)	2.375	1.7	217.50	263.00	258.00	312.50
2½ (c)	2.875	2.5	272.50	339.00	353.50	416.50
3 (c)	3.500	2.8	262.00	339.00	339.00	404.50
4 (c)	4.500	5.5	380.00	483.00	449.00	551.50
5 (c)	5.563	9.8	754.00	969.00	1004.00	1226.00
6 (c)	6.625	10.7	808.00	1051.50	984.00	1204.50
8 (c)	8.625	15.3	1226.50	1569.00	1487.50	1569.00

NOTE: Items listed in shaded areas are non-cancellable and non-returnable.

† Surcharge for couplings supplied without gasket. Contact Victaulic for pricing.

(a) Available with steel toggle locking assembly only.

(c) Available with cast handle only.

NOTE: See Spare Parts Section for spare part prices.

Rigid Coupling

STYLE HP-70 – GRADE “E” OR “T” GASKET

STYLE HP-70

(with Style 77 Gasket)
Refer to publication 06.12



PIPE		Approx. Wgt. Ea.	COUPLING COMPLETE † with “E” or “T” Gasket		SPARE PARTS
inches			Price Each		Plated Bolt & Nut
Nom. Size	Outside Dia.	lb	Painted	Galv.	Size § Inches
2	2.375	3.2	\$186.00	\$249.00	5/8 x 2¾
2½	2.875	4.0	211.50	332.00	5/8 x 3½
3	3.500	4.4	212.50	295.50	5/8 x 3½
4	4.500	7.5	329.50	461.00	¾ x 4¼
6	6.625	16.0	645.50	865.00	7/8 x 5½
8	8.625	26.3	950.50	1451.00	1 x 5½
10	10.750	32.8	1585.00	2981.50	1 x 6½
12	12.750	42.1	1855.00	3543.50	1 x 6½
14	14.000	64.0	2460.00	4942.00	1¼ x 4½
16	16.000	72.0	2880.00	5670.00	1¼ x 4½

NOTE: Items listed in shaded areas are non-cancellable and non-returnable.

† Surcharge for couplings supplied without gasket. Contact Victaulic for pricing.

§ Metric thread size bolts available. Contact Victaulic.

NOTE: See Spare Parts Section for spare part prices.

Grooved IPS Pipe Couplings

EndSeal™ Coupling

STYLE HP-70ES

With "ES" Gasket
Refer to publication 06.13



STYLE HP-70ES – "ES" GASKET

PIPE inches		Approx. Wgt. Ea.	COUPLING COMPLETE † With "ES" Gasket		"ES" Gasket Only	Plated Bolt & Nut
Nom. Size	Outside Dia.		Price Each		Price Each	Size § Inches
2	2.375	3.2	\$245.50	\$304.50	\$124.50	5/8 x 2¾
2½	2.875	4.0	262.00	332.00	126.00	5/8 x 3½
3	3.500	4.6	273.00	350.00	141.50	5/8 x 3½
4	4.500	8.2	398.50	490.50	175.50	¾ x 4¼
6	6.625	16.4	699.50	865.00	195.00	7/8 x 5½
8	8.625	26.0	1068.50	1451.00	327.00	1 x 5½
10	10.750	37.2	1945.50	2981.50	691.00	1 x 6½
12	12.750	42.0	2520.50	3543.50	1164.50	1 x 6½

NOTE: Items listed in shaded areas are non-cancellable and non-returnable.

† Surcharge for couplings supplied without gasket. Contact Victaulic for pricing.

§ Metric thread size bolts available. Contact Victaulic.

NOTE: See Spare Parts Section for spare part prices.

For use with cement-lined and plastic-coated pipe where protection at pipe ends is desired.

When EndSeal Couplings (Style HP-70ES) are used, special pipe grooving dimensions are required. See publication 25.02 for details.

Fittings for use with EndSeal Couplings are of special dimensions and should be specified as "EndSeal Fittings" when ordering.

NOTE: EndSeal™ Grade "T-607" Nitrile gaskets with HP-70ES couplings may be specified in systems requiring compliance with API607 fire testing and in foam systems requiring compliance with NFPA 11. Contact Victaulic for pricing and availability.

Transition Coupling (AWWA to IPS)

STYLE 307

Refer to publication 23.03



STYLE 307 – GRADE "M" OR "S" FLUSH-SEAL™ GASKET

Nom. Size	PIPE inches		Approx. Wgt. Ea.	COUPLING COMPLETE † With Grade "M" or "S" Flush-Seal Gasket		SPARE PARTS	
	Mating Pipe O.D.			Price Each		Grade "M" or "S" Flush-Seal Gasket Only Price Ea.	Bolt & Nut
	IPS Steel	AWWA Ductile		Painted	Galv.		
3	3.500	3.960	6.0	\$513.00	\$648.00	\$373.50	½ x 2¾
4	4.500	4.800	8.0	590.00	756.50	333.50	½ x 3¼
6	6.625	6.900	9.0	716.00	911.50	368.50	5/8 x 3¼
8	8.625	9.050	18.0	895.00	1216.00	421.00	¾ x 5
10	10.750	11.100	22.0	1147.50	1548.50	730.00	7/8 x 6½
12	12.750	13.200	31.1	1528.50	2082.00	729.00	7/8 x 6½

NOTE: Items listed in shaded areas are non-cancellable and non-returnable.

† Surcharge for couplings supplied without gasket. Contact Victaulic for pricing.

NOTE: See Spare Parts Section for spare part prices.

Grooved IPS Pipe Couplings

Composite Flexible Coupling

STYLE 171

Refer to publication 06.22.



STYLE 171 – GRADE “E2” EPDM GASKET

PIPE inches		Approx. Wgt. Ea. lb	COUPLING COMPLETE † With Grade “E2” EPDM Gasket	SPARE PARTS
Nom. Size	Outside Dia.		Price Each	“E2” EPDM Gasket
1½	1.900	0.8	+	+
2	2.375	0.9	+	+
2½	2.875	1.0	+	+
3	3.500	1.6	+	+
4	4.500	1.6	+	+

NOTE: Items listed in shaded areas are non-cancellable and non-returnable.

+ Quoted on application. Contact Victaulic for pricing and availability.

† Surcharge for couplings supplied without gasket. Contact Victaulic for pricing.

Coupling for Double Groove Pipe

STYLE 808

Refer to publication 15.01



STYLE 808 – GRADE “T” GASKET

PIPE inches		Approx. Wgt. Ea. lb	COUPLING COMPLETE † with Grade “HMT” Gasket	SPARE PARTS	
Nom. Size	Outside Dia.		Price Each	Grade “E” or “T” Gasket Only	Plated Bolt & Nut Size § Inches
6	6.625	36.0	\$2127.50	+	1 x 5
8	8.625	70.0	4316.50	\$560.50	1½ x 6
10	10.750	85.0	6557.50	606.50	1½ x 6
12	12.750	105.0	+	+	1¼ x 6

NOTE: Items listed in shaded areas are non-cancellable and non-returnable.

+ Quoted on application. Contact Victaulic for pricing and availability.

† Surcharge for couplings supplied without gasket. Contact Victaulic for pricing.

§ Metric thread size bolts available. Contact Victaulic.

NOTE: See Spare Parts Section for spare part prices.

Style 808 couplings for double grooved pipe require special pipe double groove dimensions. Contact Victaulic for details.

Rigid Coupling

STYLE 870

Refer to publication 100.02.



STYLE 870 – PTFE SEAL

PIPE inches		Approx. Wgt. Ea. lb	COUPLING COMPLETE With PTFE Seal Assembly	SPARE PARTS
Nom. Size	Outside Dia.		Price Each	PTFE Seal Assembly
2	2.375	8.4	\$296.50	\$238.50
2½	2.875	9.5	345.00	274.50
3	3.500	10.6	392.50	314.00
4	4.500	16.1	449.50	360.00
6	6.625	25.6	585.00	467.50
8	8.625	43.2	853.00	682.50

NOTE: Items listed in shaded areas are non-cancellable and non-returnable.

Spare Parts

Gaskets

For pricing couplings complete with any special gaskets – take the standard coupling price with Grade “E” or “T” gasket complete (PL2017 General Price List), subtract the standard gasket price, then add on the price of the special gasket.

Gasket guidelines can be found in the latest Victaulic Gasket Selection Guide (publication 05.01). This information is general in scope and Victaulic should be consulted for guidelines when a question arises.

GASKETS FOR ORIGINAL GROOVE SYSTEM (OGS) COUPLING STYLES 07, HP-70, 75, 77, 78, 791, AND 997

Nom. Size inches	Standard Gaskets					Special Gaskets			
	Grade “E” EPDM	Grade “T” Nitrile	Flush-Seal Grade “E”	Flush-Seal Grade “T”	Grade “EW” EPDM	Grade “O” Fluoroelastomer	Grade “V” Black Neoprene	Flush-Seal Grade “A” White Nitrile	Flush-Seal Grade “O” Fluoroelastomer
¾	\$51.50	\$51.50	\$80.00	\$80.00	–	\$326.50	+	\$192.50	\$482.50
1	51.50	51.50	80.00	80.00	\$62.00	394.50	+	138.50	632.00
1¼	60.00	60.00	89.00	89.00	70.50	462.50	+	316.00	699.00
1½	63.00	63.00	103.50	103.50	77.50	386.00	+	316.00	574.00
2	52.50	52.50	101.50	101.50	64.00	392.00	+	174.00	714.50
2½	63.00	63.00	154.00	154.00	76.50	635.50	+	166.50	1101.50
3	70.00	70.00	155.50	155.50	84.00	779.00	+	204.00	930.00
3½	80.00	80.00	170.50	170.50	–	+	–	–	–
4	91.00	91.00	174.00	174.00	110.50	1082.50	+	279.00	1294.50
4½	209.00	209.00	–	–	–	–	–	–	–
5	139.50	139.50	444.50	444.50	–	1343.00	+	563.00	2212.00
6	126.00	126.00	338.00	338.00	151.00	1504.00	+	664.00	1798.00
8	183.00	183.00	497.50	497.50	222.50	2516.50	+	833.00	4156.00
10	235.50	235.50	621.50	621.50	284.00	3283.00	+	844.50	6554.00
12	328.00	328.00	739.50	739.50	392.50	4552.50	+	851.50	6692.50
13½	+	+	–	–	–	–	–	–	–
14 OGS	490.50	930.50	903.00	1343.00	–	5913.50	+	3700.50	+
15 OGS	530.00	968.00	+	+	–	–	–	–	–
16 OGS	530.00	1005.00	976.50	1451.00	–	6679.50	+	+	+
18 OGS	638.00	1211.50	1176.00	1748.50	–	7639.50	+	+	+
20 OGS	775.00	1470.50	2126.50	2126.50	–	8882.50	+	+	+
22 OGS	805.00	1525.50	2126.50	2235.00	–	+	+	+	+
24 OGS	867.00	1646.00	1596.50	2374.50	–	14813.50	+	+	+

NOTE: Items listed in shaded areas are non-cancellable and non-returnable.

+ Quoted on application. Contact Victaulic for pricing and availability.

Spare Parts

GASKETS FOR ADVANCED GROOVE SYSTEM (AGS) COUPLING STYLES W07 AND W77

Nom. Size inches	AGS Gasket Flush-Seal	
	Grade "E"	Grade "T" or "L"
14	\$565.50	\$798.00
16	608.50	859.00
18	734.50	1026.50
20	890.00	1190.50
24	997.50	1314.00
26	+	+
28	+	+
30	+	+
32	+	+
36	+	+
40	+	+
42	+	+
46	+	+
48	+	+
54	+	+
56	+	+
60	+	+

NOTE: Items listed in shaded areas are non-cancellable and non-returnable.

+ Quoted on application. Contact Victaulic for pricing and availability.

SILICONE GASKETS FOR STYLES 07, HP-70, 75, 77, 78, 791 AND 997 COUPLINGS

Nom. Size inches	Grade "L" Silicone	Flush-Seal Grade "L" Silicone
¾	\$311.00	+
1	311.00	\$546.50
1¼	351.00	546.50
1½	368.50	546.50
2	376.00	554.50
2½	392.00	570.00
3	416.00	577.00
3½	460.00	-
4	470.50	587.00
4½	+	+
5	477.50	597.00
6	480.50	599.00
8	487.00	607.50
10	492.00	635.50
12	563.50	701.00
14	574.00	714.00
15	+	-
16	633.50	792.50
18	1048.50	1308.00
20	1121.50	1401.00
22	1160.50	-
24	1160.50	1450.00

NOTE: Items listed in shaded areas are non-cancellable and non-returnable.

+ Quoted on application. Contact Victaulic for pricing and availability.

Spare Parts

Style 750 Gaskets

STANDARD "E" OR "T" GASKETS FOR STYLE 750

Nom. Size inches		Price Each Grade "E" or "T"
2	x 1	\$84.00
	1½	93.50
2½	x 2	73.00
3	x 2	93.50
	2½	93.50
4	x 2	111.50
	2½	109.50
	3	109.50
5	x 4	129.50
6	x 4	159.50
	5	146.00
8	x 6	196.00
10	x 8	243.00

NOTE: Items listed in shaded areas are non-cancellable and non-returnable.

M-2 GASKETS FOR STYLES 07, HP-70, 77 AND 997 COUPLINGS

Nominal Size inches	Grade "M-2" Gaskets
1	+
1¼	+
1½	+
2	+
2½	+
3	+
4	+
5	+
6	+
8	+

NOTE: Items listed in shaded areas are non-cancellable and non-returnable.

+ Quoted on application. Contact Victaulic for pricing and availability.

Style 72 Gaskets

NOTE:

For pricing couplings complete with any special gaskets, contact Victaulic. Gasket guidelines can be found in the latest Victaulic Gasket Selection Guide (publication 05.01). This information is general in scope and Victaulic should be consulted for guidelines when a question arises.

STANDARD "E" OR "T" GASKET FOR STYLE 72

Nom. Size inches		Price Each Gasket Only
Run x Brch.		
1½	x ½	\$128.00
	¾	128.00
	1	128.00
2	x ½	129.50
	¾	129.50
	1	129.50
2½	x ½	209.00
	¾	209.00
	1	209.00
	1¼	209.00
	1½	209.00

Nom. Size inches		Price Each Gasket Only
Run x Brch.		
3	x ¾	\$216.00
	1	216.00
	1¼	216.00
	1½	216.00
4	x ¾	252.00
	1	252.00
	1½	578.50
6	x 2	578.50
	1	790.50
	1½	790.50
	2	790.50

NOTE: Items listed in shaded areas are non-cancellable and non-returnable.

Spare Parts

Victaulic Lubricant



LUBRICANT	Price Each
PACK With 12 Tubes – 4 Fluid Ounces/120 ml Each	\$482.50
CONTAINER One Quart – 32 Fluid Ounces/960 ml Each	172.00

To ensure easy assembly and service of all your Victaulic installations including HDPE, be sure to include plenty of Victaulic Lubricant with every order. The following chart provides a rough gauge of quantities recommended, based on the number of units sold.

NOTE: Items listed in shaded areas are non-cancellable and non-returnable.

LUBRICANT USAGE GUIDE								
Size of Gasket inches	Number of Gaskets		Size of Gasket inches	Number of Gaskets		Size of Gasket inches	Number of Gaskets	
	Per Tube	Per Quart		Per Tube	Per Quart		Per Tube	Per Quart
2	55	400	8	13	100	16	6	45
3	36	270	10	11	80	18	5	35
4	26	200	12	8	60	20	4	30
6	17	125	14	7	50	24	3	20

Flange Gaskets

FOR STYLE 741, W741 AND 743 VIC-FLANGE ADAPTERS

FOR STYLE 741, W741 AND 743 VIC-FLANGE ADAPTERS

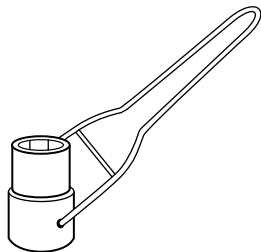
Flange Size inches	Standard Gaskets Price Each	Special Gaskets Price Each		
	Style 741/743 Grade "E" or "T" Gasket Only	Style 741/743 Grade "L" Silicone	Style 741 Grade "O" Fluoroelastomer	Style 741/743 Grade "A" White Nitrile Gasket Only
2	\$52.50	\$215.00	\$697.50	\$331.00
2½	57.00	285.00	771.50	331.00
3	62.50	362.50	876.00	661.00
4	80.50	438.00	946.00	991.00
5	97.50	621.50	1057.50	1321.00
6	126.00	628.50	1180.00	1649.50
8	157.50	654.00	1324.50	1979.00
10	195.50	670.00	2606.00	2309.00
12	225.00	706.00	3175.00	+
14	413.50	888.00	3377.50	+
16	432.50	942.50	4122.00	+
18	490.50	998.00	-	+
20	621.50	1062.00	5238.50	+
24	753.50	1172.00	-	+

14 – 24" flange gaskets supplied for Style W741 AGS Flange

NOTE: Items listed in shaded areas are non-cancellable and non-returnable.

+ Quoted on application. Contact Victaulic for pricing and availability.

Swing Handle Wrench



SWING HANDLE WRENCH

Size	Part Number	Purchase List Price Each
1½" and 7⁄8" Sockets for ¾" and ½" Hvy Hex Nuts	P00000001	\$98.00
7⁄8" and 1¼" Sockets for ½" and 5⁄8" Hvy Hex Nuts	P00000002	103.50

NOTE: Items listed in shaded areas are non-cancellable and non-returnable.

Tool discount applies.

Spare Parts

Plated Trackhead Bolts and Nuts



PLATED TRACKHEAD BOLTS AND NUTS

Bolt and Nut Size inches	Price Each
$\frac{3}{8}$ x 2	\$16.50
$\frac{1}{2}$ x $2\frac{1}{2}$	19.50
$\frac{1}{2}$ x $2\frac{3}{4}$	20.00
$\frac{1}{2}$ x 3	21.50
$\frac{1}{2}$ x $3\frac{1}{4}$	21.50
$\frac{5}{8}$ x $2\frac{3}{4}$	20.00
$\frac{5}{8}$ x $3\frac{1}{4}$	27.00
$\frac{5}{8}$ x $3\frac{1}{2}$	27.00
$\frac{5}{8}$ x 4	30.50
$\frac{5}{8}$ x $4\frac{1}{4}$	-
$\frac{3}{4}$ x $4\frac{1}{4}$	39.50
$\frac{3}{4}$ x 5	58.50
$\frac{7}{8}$ x 5	51.50
$\frac{7}{8}$ x $5\frac{1}{2}$	55.00
$\frac{7}{8}$ x $6\frac{1}{2}$	85.00

Bolt and Nut Size inches	Price Each
1 x $3\frac{1}{2}$	\$63.00
1 x 5	109.50
1 x $5\frac{1}{2}$	93.50
1 x 6	80.50
1 x $6\frac{1}{2}$	76.50
$1\frac{1}{8}$ x 4	175.50
$1\frac{1}{8}$ x $5\frac{1}{2}$	175.50
$1\frac{1}{4}$ x $3\frac{1}{2}$	190.50
$1\frac{1}{4}$ x $5\frac{1}{2}$	208.00
$1\frac{3}{8}$ x $5\frac{3}{4}$	246.50
$1\frac{1}{2}$ x $4\frac{1}{2}$	343.50
$1\frac{1}{2}$ x $5\frac{3}{4}$	260.50
$1\frac{3}{4}$ x 6	609.00
1 x 6	832.50

NOTE: Items listed in shaded areas are non-cancellable and non-returnable.

Installation-Ready™ Bolts and Nuts



NYLON COATED BOLTS AND NUTS FOR STYLES 107H, 177 AND 607 INSTALLATION-READY COUPLINGS

Bolt and Nut Size inches	Price Each
$\frac{3}{8}$ x $2\frac{1}{2}$	\$38.00
$\frac{1}{2}$ x 3	36.50
$\frac{1}{2}$ x $3\frac{1}{4}$	+
$\frac{5}{8}$ x $3\frac{1}{4}$	39.00
$\frac{5}{8}$ x 4	44.50
$\frac{3}{4}$ x 5	+

NOTE: Items listed in shaded areas are non-cancellable and non-returnable.

+ Quoted on application. Contact Victaulic for pricing and availability.

Go-No-Go Tape



Tool Model	Part Number	Purchase Price
PT100A Imperial Go/No-Go Grooved Pipe Diameter Tape Each	RW75-100-MCH	\$80.00
Box of 6	RW75-100-KIT	464.00

NOTE: Items listed in shaded areas are non-cancellable and non-returnable.

Tool discount applies.

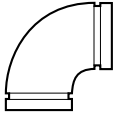
Grooved IPS Pipe Fittings

Grooved IPS Pipe Fittings

When ordering ALWAYS verify with Victaulic Customer Service that fitting dimensions meet installation requirements.

Elbows 1D

Refer to publication 07.01



No. 10



No. 11



ELBOWS – 90° ELBOW OR 45° ELBOW

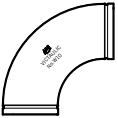
Nom. Size	90° Elbow No. 10				45° Elbow No. 11			
	Approx. Wgt. Ea. lb	C - E inches	Price Each		Approx. Wgt. Ea. lb	C - E inches	Price Each	
			Painted	Galv.			Painted	Galv.
¾	0.5	2.25	\$137.50	\$178.00	0.5	1.50	\$137.50	\$178.00
1	0.6	2.25	137.50	178.00	0.6	1.75	137.50	178.00
1¼	1.0	2.75	137.50	178.00	0.9	1.75	137.50	178.00
1½	1.2	2.75	137.50	178.00	0.9	1.75	137.50	178.00
2	1.8	3.25	137.50	178.00	1.3	2.00	137.50	178.00
2½	3.2	3.75	137.50	185.00	2.1	2.25	137.50	178.00
3	4.5	4.25	181.50	251.50	3.1	2.50	181.50	235.50
3½	5.6	4.50	258.00	346.00	4.3	2.75	258.00	346.00
4	7.1	5.00	280.50	392.50	5.6	3.00	280.50	365.00
5	11.7	5.50	528.00	706.50	8.3	3.25	528.00	677.50
6	17.2	6.50	684.00	952.50	10.8	3.50	684.00	887.50
8	29.9	7.75	1166.50	1662.50	20.4	4.25	1082.50	1359.00
10	63.3	9.00	1813.00	2583.00	37.5	4.75	1458.50	1949.00
12	74.0	10.00	2772.00	4355.00	66.7	5.25	2072.00	2698.00

NOTE: Items listed in shaded areas are non-cancellable and non-returnable.

Pricing above is for Cast Fittings only. For Fabricated Fittings please contact Victaulic for pricing.

AGS Elbows

Refer to publication 20.05



No. W10



No. W11

AGS ELBOWS – 90° ELBOW OR 45° ELBOW

Nom. Size	90° Elbow No. W10				45° Elbow No. W11			
	Approx. Wgt. Ea. lb	C - E inches	Price Each		Approx. Wgt. Ea. lb	C - E inches	Price Each	
			Painted	Galv.			Painted	Galv.
14	150.8	14.00	\$2406.00	\$3450.00	63.0	5.80	\$1308.50	\$1775.00
16	184.3	16.00	3278.00	4861.50	93.8	6.63	1936.00	2711.00
18	272.3	18.00	4556.50	6910.50	129.0	7.46	2705.00	3834.00
20	312.0	20.00	5972.00	8761.00	165.3	8.28	3395.00	4911.50
24	559.8	24.00	9284.50	13810.50	246.0	9.94	5226.50	7656.50
26	586.0	26.00	+	+	278.0	10.80	+	+
28	680.0	28.00	+	+	325.0	11.60	+	+
30	887.0	30.00	+	+	420.0	12.40	+	+
32	1012.0	32.00	+	+	483.0	13.25	+	+
36	1283.0	36.00	+	+	617.0	14.91	+	+
40	1907.0	40.00	+	+	915.0	16.57	+	+
42	2169.0	42.00	+	+	1042.0	17.93	+	+
46	1527.0 (sw)	46.00	+	+	761.0 (sw)	19.10	+	+
48	1661.0 (sw)	48.00	+	+	828.0 (sw)	19.90	+	+
54	2094.0 (sw)	54.00	+	+	1042.0 (sw)	22.40	+	+
56	2252.0 (sw)	56.00	+	+	1120.0 (sw)	23.20	+	+
60	2583.0 (sw)	60.00	+	+	1285.0 (sw)	24.90	+	+

NOTE: Items listed in shaded areas are non-cancellable and non-returnable.

NOTE: AGS products must NOT be used on pipe that has been grooved using Original Groove System (OGS) roll sets.

These fittings are roll grooved to AGS dimensions for use with AGS couplings Styles W77 and W07. They cannot be used with original grooved pipe or couplings. Contact Victaulic for original cut grooved fittings 14 to 24" to be used with non-AGS Style 77 couplings.

+ Quoted on application. Contact Victaulic for pricing and availability.

Pricing above is for Cast Fittings only. For Fabricated Fittings please contact Victaulic for pricing.

(sw) Victaulic fittings are made of ductile iron, except those marked (sw) segmentally welded steel.

Grooved IPS Pipe Fittings

Elbows

Refer to publication 07.01



No. 12



No. 13



ELBOWS – 22½° ELBOW OR 11¼° ELBOW

Nom. Size	22½° Elbow No. 12				11¼° Elbow No. 13			
	Approx. Wgt. Ea. lb	C - E inches	Price Each		Approx. Wgt. Ea. lb	C - E inches	Price Each	
			Painted	Galv.			Painted	Galv.
1	0.6 ‡	3.25	\$152.00	\$184.50	0.3 (sw)	1.38	+	+
1¼	0.8	1.75	160.00	196.50	0.5 (sw)	1.38	+	+
1½	0.8	1.75	160.00	196.50	0.5 (sw)	1.38	+	+
2	1.4 ‡	3.75	90.00	196.50	1.0	1.38	\$160.00	\$196.50
2½	2.3 ‡ (sw)	4.00	+	+	1.5	1.50	160.00	196.50
3	3.1 ‡	4.50	170.50	225.50	2.1	1.50	170.50	214.00
3½	4.0 (sw)	2.50	+	+	2.7 (sw)	1.75	+	+
4	5.6	2.88	316.50	415.00	3.6	1.75	312.50	389.00
5	7.8 (sw)	2.88	+	+	5.0 (sw)	2.00	+	+
6	12.2 ‡	6.25	781.50	1007.50	7.0	2.00	756.00	925.50
8	20.0 ‡	7.75	900.00	1200.00	10.1	2.00	900.00	1200.00
10	30.0	4.38	1350.00	+	11.8	2.13	1350.00	+
12	40.0	4.88	1550.00	+	29.3	2.25	1550.00	+

NOTE: Items listed in shaded areas are non-cancellable and non-returnable.

+ Quoted on application. Contact Victaulic for pricing and availability.

(sw) Victaulic fittings are made of ductile iron, except those marked (sw) segmentally welded steel.

‡ Gooseneck design.

Pricing above is for Cast Fittings only. For Fabricated Fittings please contact Victaulic for pricing.

Cut grooved fittings are non-cancellable and non-returnable.

AGS Elbows

Refer to publication 20.05



No. W12



No. W13

AGS ELBOWS – 22½° ELBOW OR 11¼° ELBOW

Nom. Size	22½° Elbow No. W12				11¼° Elbow No. W13			
	Approx. Wgt. Ea. lb	C - E inches	Price Each		Approx. Wgt. Ea. lb	C - E inches	Price Each	
			Painted	Galv.			Painted	Galv.
14	46.0 (sw)	5.00	+	+	32.0	3.50	+	+
16	58.0 (sw)	5.00	+	+	42.0	4.00	+	+
18	65.0 (sw)	5.50	+	+	53.2	4.50	+	+
20	78.6 (sw)	6.00	+	+	65.0	5.00	+	+
24	140.0 (sw)	7.00	+	+	60.0	6.00	+	+
26	122.0 (sw)	6.80	+	+	92.0	5.00	+	+
28	136.0 (sw)	7.00	+	+	104.0	5.30	+	+
30	151.0 (sw)	7.30	+	+	112.0	5.30	+	+
32	167.0 (sw)	7.50	+	+	124.0	5.50	+	+
36	194.0 (sw)	7.80	+	+	140.0	5.50	+	+
40	322.0 (sw)	8.80	+	+	234.0	6.30	+	+
42	348.0 (sw)	9.00	+	+	246.0	6.30	+	+
46	392.0 (sw)	9.30	+	+	280.0	6.50	+	+
48	420.0 (sw)	9.50	+	+	303.0	6.80	+	+
54	592.0 (sw)	12.00	+	+	437.0	8.80	+	+
56	627.0 (sw)	12.30	+	+	465.0	9.00	+	+
60	698.0 (sw)	12.80	+	+	512.0	9.30	+	+

NOTE: Items listed in shaded areas are non-cancellable and non-returnable.

NOTE: AGS products must **NOT** be used on pipe that has been grooved using Original Groove System (OGS) roll sets.

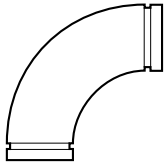
+ Quoted on application. Contact Victaulic for pricing and availability.

(sw) Victaulic fittings are made of ductile iron, except those marked (sw) segmentally welded steel.

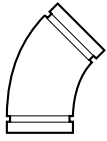
Grooved IPS Pipe Fittings

Long Radius – 1½ D Elbows

Refer to publication 07.01



No. 100



No. 110



LONG RADIUS – 90° LONG RADIUS ELBOW OR 45° LONG RADIUS ELBOW

Nom. Size	90° Long Rad. Elbow No. 100 *				45° Long Rad. Elbow No. 110 *			
	Approx. Wgt. Ea. lb	C - E inches	Price Each		Approx. Wgt. Ea. lb	C - E inches	Price Each	
			Painted	Galv.			Painted	Galv.
2	2.5	4.38	\$199.50	\$249.00	1.8	2.75	\$200.50	\$241.50
2½	3.4	5.13	290.00	355.00	2.8	3.00	578.00	695.00
3	6.0	5.88	290.00	383.00	4.9	3.38	272.50	357.00
4	12.3	7.50	448.00	619.00	7.3	4.00	342.00	459.50
5	18.0	9.25	850.00	+	14.8 (sw)	4.88	+	+
6	30.4	10.75	1117.00	1540.00	17.4	5.50	751.50	1020.00
8	66.0	14.25	2260.50	3150.00	36.0	7.25	2173.50	2774.00
10	107.0	15.00	3085.50	4209.00	57.0	6.25	2803.50	3600.50
12	156.0	18.00	4515.00	6427.00	90.0	7.50	3338.50	4372.50
14	164.0	21.00	5750.00	+	82.0	8.75	3737.50	+
16	210.0	24.00	6210.00	+	100.0	10.00	4036.50	+
18	273.0	27.00	8395.00	+	135.0	11.25	5457.00	+
20	343.0	30.00	11155.00	+	174.0	12.50	7251.00	+
24	516.0	36.00	15525.00	+	251.0	15.00	10091.50	+

NOTE: Items listed in shaded areas are non-cancellable and non-returnable.

* See pages 1-58 – 1-59 for long radius 3-D, 5-D and 6-D bends.

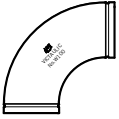
(sw) Victaulic fittings are made of ductile iron, except those marked (sw) segmentally welded steel.

Pricing above is for Cast Fittings only. For Fabricated Fittings please contact Victaulic for pricing.

+ Quoted on application. Contact Victaulic for pricing and availability.

AGS Long Radius – 1½ D Elbows

Refer to publication 20.05



No. W100



No. W110

AGS LONG RADIUS – 90° LONG RADIUS ELBOW OR 45° LONG RADIUS ELBOW

Nom. Size	90° Long Rad. Elbow No. W100				45° Long Rad. Elbow No. W110			
	Approx. Wgt. Ea. lb	C - E inches	Price Each		Approx. Wgt. Ea. lb	C - E inches	Price Each	
			Painted	Galv.			Painted	Galv.
14	210.4	21.00	\$5000.00	+	105.9	8.75	\$3250.00	+
16	274.8	24.00	5400.00	+	137.4	10.00	3510.00	+
18	383.9	27.00	7300.00	+	191.6	11.25	4745.00	+
20	474.3	30.00	9700.00	+	237.1	12.50	6305.00	+
24	746.6	36.00	13500.00	+	373.3	15.00	8775.00	+
26	877.0	39.00	+	+	421.0	16.00	+	+
28	1019.0	42.00	+	+	491.0	17.30	+	+
30	1268.0	45.00	+	+	612.0	18.50	+	+
32	1517.0	48.00	+	+	733.0	19.80	+	+
36	1925.0	54.00	+	+	935.0	22.30	+	+
40	2883.0	60.00	+	+	1397.0	24.90	+	+
42	3260.0	63.00	+	+	1583.0	26.00	+	+
46	3260.0 (sw)	69.00	+	+	1210.0 (sw)	286.00	+	+
48	2471.0 (sw)	72.00	+	+	1314.0 (sw)	296.00	+	+
54	3120.0 (sw)	81.00	+	+	1648.0 (sw)	336.00	+	+
56	3355.0 (sw)	84.00	+	+	1769.0 (sw)	346.00	+	+
60	3850.0 (sw)	90.00	+	+	2023.0 (sw)	376.00	+	+

NOTE: Items listed in shaded areas are non-cancellable and non-returnable.

NOTE: AGS products must **NOT** be used on pipe that has been grooved using Original Groove System (OGS) roll sets.

+ Quoted on application. Contact Victaulic for pricing and availability.

Pricing above is for Cast Fittings only. For Fabricated Fittings please contact Victaulic for pricing.

(sw) Victaulic fittings are made of ductile iron, except those marked (sw) segmentally welded steel.

Grooved IPS Pipe Fittings

Long Radius Elbows

Refer to publication 100.01



No. 890 and No. 890H



No. 811 and No. 811H

ELBOWS – LONG RADIUS 90° ELBOW OR 45° ELBOW

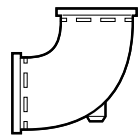
Nom. Size	Long Radius 90° Elbow				45° Elbow			
	No. 890 Sch. 40		No. 890H Sch. 80		No. 811 Sch. 40		No. 811H Sch. 80	
	Approx. Wgt. Ea. lb	Price Each	Approx. Wgt. Ea. lb	Price Each	Approx. Wgt. Ea. lb	Price Each	Approx. Wgt. Ea. lb	Price Each
inches								
2	3.2	+	4.5	+	2.4	+	3.5	+
2½	5.7	+	7.8	+	4.2	+	5.8	+
3	8.1	+	11.3	+	5.8	+	8.1	+
4	13.8	+	19.7	+	9.4	+	13.4	+
6	32.7	+	50.4	+	20.4	+	31.5	+
8	62.1	+	96.4	+	37.6	+	58.3	+

NOTE: Items listed in shaded areas are non-cancellable and non-returnable.

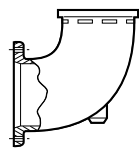
+ Quoted on application. Contact Victaulic for pricing and availability.

Reducing Base Support Elbows

Refer to publication 07.01



No. R-10G
Grooved x Grooved



No. R-10F
Grooved x Flanged



REDUCING BASE SUPPORT ELBOWS – GROOVED X GROOVED OR GROOVED X FLANGED

Nom. Size	Grooved x Grooved No. R-10G			Grooved x Flanged No. R-10F		
	Approx. Wgt. Each lb	Price Each		Approx. Wgt. Each lb	Price Each	
		Painted	Galv.		Painted	Galv.
inches Inlet x Outlet						
6 x 4	19.0	\$1386.00	\$1752.00	33.0	\$1886.50	\$2452.00
6 x 5	23.0	1427.50	1837.00	38.0	1970.00	2623.00
8 x 6	33.0	2388.00	3021.50	52.0	3057.00	3950.00
10 x 8	61.0	4270.00	5400.00	88.0	5035.00	6692.50

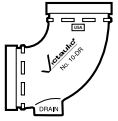
NOTE: Items listed in shaded areas are non-cancellable and non-returnable.

Grooved IPS Pipe Fittings

Drain Elbow

NO. 10-DR

Refer to publication 10.05



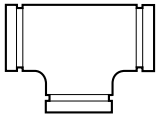
DRAIN ELBOW

Nom. Size inches	Approx. Wgt. Ea. lb	Price Each	
		Painted	Galv.
2½	5.2	\$318.00	\$398.50
3	5.3	356.00	442.50
4	8.8	439.50	565.00
6	18.7	788.50	1037.50

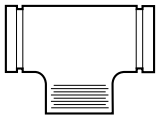
NOTE: Items listed in shaded areas are non-cancellable and non-returnable.

Tees

Refer to publication 07.01



No. 20



No. 29M



TEES - TEE OR TEE WITH THREADED BRANCH

Nom. Size inches	Approx. Wgt. Ea. lb	Tee No. 20 Price Each		Tee with Male Threaded Branch No. 29M Price Each	
		Painted	Galv.	Painted	Galv.
¾	0.6	\$258.00	\$339.00	+	+
1	1.0	258.00	339.00	-	-
1¼	1.5	258.00	339.00	\$335.00	\$424.00
1½	2.0	258.00	339.00	335.00	424.00
2	3.0	258.00	339.00	335.00	372.50
2½	4.3	258.00	339.00	-	-
3	6.8	314.00	414.00	-	-
3½	7.9 (sw)	+	+	+	+
4	11.3	437.00	618.00	1807.00	2158.00
4½	15.0 (sw)	+	+	-	-
5	17.8	840.00	1119.00	3250.00	+
6	25.7	1158.00	1573.50	3178.00	3599.00
8	47.6	1939.00	2651.00	+	+
10	99.0	1937.50	3136.50	+	+
12	133.0	2633.50	4483.00	+	+

NOTE: Items listed in shaded areas are non-cancellable and non-returnable.

+ Quoted on application. Contact Victaulic for pricing and availability.

(sw) Victaulic fittings are made of ductile iron, except those marked (sw) segmentally welded steel.

Pricing above is for Cast Fittings only. For Fabricated Fittings please contact Victaulic for pricing.

Cut grooved fittings are non-cancellable and non-returnable.

Grooved IPS Pipe Fittings

AGS[®] AGS Tees

Refer to publication 20.05



No. W20

AGS STANDARD TEE

Nom. Size	Approx. Wgt. Ea.	Tee - No. W20	
		Price Each	
inches	lb	Painted	Galv.
14	102.0	\$2000.00	+
16	123.5	2500.00	+
18	281.0	4100.00	+
20	350.0	4500.00	+
24	503.7	7300.00	+
26	634.0	+	+
28	741.0	+	+
30	855.0	+	+
32	1190.0	+	+
36	1608.0	+	+
38	1496.0	+	+
40	1968.0	+	+
42	2891.0	+	+
46	2620.0	+	+
48	3805.0	+	+
54	3656.0	+	+
56	3961.0	+	+
60	4325.0	+	+

NOTE: Items listed in shaded areas are non-cancellable and non-returnable.

NOTE: AGS products must **NOT** be used on pipe that has been grooved using Original Groove System (OGS) roll sets.

+ Quoted on application. Contact Victaulic for pricing and availability.

Pricing above is for Cast Fittings only. For Fabricated Fittings please contact Victaulic for pricing.

Tee

Refer to publication 100.01



No. 820 and No. 820H

NO. 820 STANDARD TEE

Nominal	No. 820 Sch. 40		No. 820H Sch. 80	
	Approx. Wgt. Ea. lb	Price Each	Approx. Wgt. Ea. lb	Price Each
2	5.6	+	7.9	+
2½	9.6	+	13.1	+
3	12.2	+	16.9	+
4	20.1	+	28.6	+
6	46.1	+	71.3	+
8	77.9	+	121.0	+

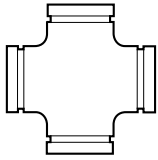
NOTE: Items listed in shaded areas are non-cancellable and non-returnable.

+ Quoted on application. Contact Victaulic for pricing and availability.

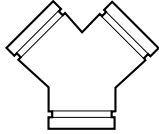
Grooved IPS Pipe Fittings

Cross and Wye

Refer to publication 07.01



No. 35



No. 33



CROSS AND WYE – STEEL CROSS OR STEEL 90 TRUE Y

Nom. Size	Steel Cross (sw) No. 35			Steel 90 True Wye (sw) No. 33		
	Approx. Wgt. Ea. lb	Price Each		Approx. Wgt. Ea. lb	Price Each	
		Painted	Galv.		Painted	Galv.
¾	0.9	+	+	0.7	+	+
1	1.3	+	+	1.1	+	+
1¼	2.1	+	+	1.5	+	+
1½	2.5	+	+	1.8	+	+
2	3.8	+	+	2.5	+	+
2½	6.1	+	+	4.3	+	+
3	10.5	+	+	6.1	+	+
3½	11.5	+	+	9.6	+	+
4	15.8	+	+	9.8	\$950.00	+
5	20.0	+	+	15.0	+	+
6	28.0	+	+	22.3	+	+
8	48.0	+	+	36.0	+	+
10	121.5	+	+	69.9	+	+
12	110.0	+	+	80.0	+	+

NOTE: Items listed in shaded areas are non-cancellable and non-returnable.

+ Quoted on application. Contact Victaulic for pricing and availability.

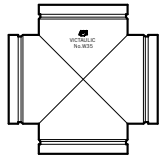
(sw) Victaulic fittings are made of ductile iron, except those marked (sw) segmentally welded steel.

Pricing above is for Cast Fittings only. For Fabricated Fittings please contact Victaulic for pricing.

Cut grooved fittings are non-cancellable and non-returnable.

AGS Cross and Wye

Refer to publication 20.05



No. W35



No. W33

AGS CROSS AND WYE – STEEL CROSS OR STEEL 90 TRUE Y

Nom. Size	Steel Cross (sw) No. W35			Steel 90 True Wye (sw) No. W33		
	Approx. Wgt. Ea. lb	Price Each		Approx. Wgt. Ea. lb	Price Each	
		Painted	Galv.		Painted	Galv.
14	168.0	+	+	114.0	+	+
16	216.0	+	+	144.0	+	+
18	278.0	+	+	185.0	+	+
20	348.0	+	+	216.0	+	+
24	488.0	+	+	343.0	+	+

NOTE: Items listed in shaded areas are non-cancellable and non-returnable.

NOTE: AGS products must **NOT** be used on pipe that has been grooved using Original Groove System (OGS) roll sets.

Pricing above is for Cast Fittings only. For Fabricated Fittings please contact Victaulic for pricing.

+ Quoted on application. Contact Victaulic for pricing and availability.

(sw) Victaulic fittings are made of ductile iron, except those marked (sw) segmentally welded steel.

Grooved IPS Pipe Fittings

Roll Grooved Adapter Nipples †

Same prices apply for:
 No. 40
 Grooved x Threaded
 No. 42
 Grooved x Beveled
 No. 43
 Grooved x Grooved
 Refer to publication 07.01



No. 40



No. 42



No. 43



ADAPTER NIPPLES – GROOVED X THREADED, GROOVED X BEVELED, OR GROOVED X GROOVED

Nom. Size	Approx. Wgt. Ea.	Price Per Length inches									
		3		4		5		6		8	
		Black	Galv.	Black	Galv.	Black	Galv.	Black	Galv.	Black	Galv.
¾	0.1	\$25.00	\$35.00	\$29.00*	\$40.00*	+*	+*	\$37.50*	+*	+*	+*
1	0.1	24.00	28.00	28.00*	33.00*	+*	+*	35.00*	\$43.00*	\$53.00*	+*
1¼	0.2	+*	+*	41.00	50.50	+*	+*	44.00*	+*	+*	+*
1½	0.2	+*	+*	41.00	50.50	\$47.50*	\$54.50*	52.50*	65.00*	79.50*	\$95.50*
2	0.3	41.00*	53.50*	44.00	54.50	60.50*	68.50*	53.50*	70.00*	104.50*	+*
2½	0.5	+*	+*	68.50	89.00	141.00*	+*	84.00*	111.50*	111.50*	+*
3	0.6	+*	+*	79.50	103.00	165.00*	+*	92.50*	126.50*	173.00*	220.50*
3½	0.8	+*	+*	155.50	232.50	+*	+*	+*	+*	+*	+*
4	0.9	+*	+*	103.00*	135.50*	146.00*	189.50*	134.00	182.50	212.50*	279.00*
5	1.2	+*	+*	+*	+*	447.50*	+*	425.00	509.00	432.00*	526.50*
6	1.6	+*	+*	+*	+*	477.50*	+*	483.00	588.50	567.00*	702.50*
8	2.5	+*	+*	+*	+*	+*	+*	654.50	+	713.00*	+*
10	3.4	+*	+*	+*	+*	+*	+*	939.00*	+*	995.50	+
12	4.1	+*	+*	+*	+*	+*	+*	1074.50*	+*	1083.50	1446.00

NOTE: Items listed in shaded areas are non-cancellable and non-returnable.

Other sizes available upon request. Contact Victaulic for details.

+ Quoted on application. Contact Victaulic for pricing and availability.

Unless otherwise specified, Adapter Nipples for nominal pipe sizes 6" and smaller are made from Schedule 40 pipe; for nominal sizes 8" and larger, from Schedule 30 pipe.


Special lengths not shown, heavier wall thickness are priced on application.

*** These sizes available only in No. 42 grooved x beveled and No. 43 grooved x grooved.**


† For cut groove adapter nipples contact Victaulic for pricing and availability.

AGS Adapter Nipples


Same prices apply for:
 No. W42
 AGS Grooved x Beveled
 No. W43
 AGS Grooved x AGS Grooved
 No. W49
 AGS Grooved x Grooved
 Refer to publication 20.05



No. W42



No. W43



No. W49

AGS ADAPTER NIPPLES – NO. W42 AGS GROOVED X BEVELED, NO. W43 AGS GROOVED X AGS GROOVED, OR NO. W49 AGS GROOVED X ORIGINAL GROOVED

Nom. Size inches	Length inches *	Approx. Wgt. Ea. lb	Price Each
14	8	36.0	\$921.00
16	8	42.0	1309.50
18	8	47.0	1401.50
20	8	52.0	1554.00
24	8	63.0	2289.00
26	12	104.0	+
28	12	112.0	+
30	12	120.0	+
32	12	128.0	+
36	12	190.0	+
40	12	211.0	+
42	12	222.0	+
46	12	243.0	+
48	12	254.0	+

NOTE: Items listed in shaded areas are special order, non-cancellable and non-returnable items.

NOTE: AGS products must **NOT** be used on pipe that has been grooved using Original Groove System (OGS) roll sets.

Please specify nipple style number when ordering.

Unless otherwise specified, Adapter Nipples are constructed using standard wall pipe.

* Other lengths available. Contact Victaulic for details.

NOTE: For original roll grooved 14 – 24" adapters please contact your local Victaulic sales representative.

+ Quoted on application. Contact Victaulic for pricing and availability.

Grooved IPS Pipe Fittings

Female Threaded Adapter

Refer to publication 07.01



No. 80



FEMALE THREADED ADAPTER

Nom. Size inches	Approx. Wgt. Each lb	No. 80 Price Each	
		Painted	Galv.
¾	1.0	\$260.50	\$305.50
1	1.0	260.50	305.50
1¼	1.5 (sw)	+	+
1½	1.5 (sw)	+	+
2	1.4	260.50	305.50
2½	1.5	260.50	305.50
3	2.9	260.50	305.50
4	4.5	312.00	389.00

NOTE: Items listed in shaded areas are non-cancellable and non-returnable.

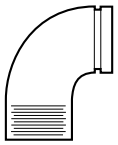
(sw) Victaulic fittings are made of ductile iron, except those marked (sw) segmentally welded steel.

Pricing above is for Cast Fittings only. For Fabricated Fittings please contact Victaulic for pricing.

+ Quoted on application. Contact Victaulic for pricing and availability.

Adapter Elbows

Refer to publication 07.01



No. 18



No. 19



ADAPTER ELBOWS – 90° ADAPTER ELBOW OR 45° ADAPTER ELBOW

Nom. Size inches	90° Adapter Elbow No. 18			45° Adapter Elbow No. 19		
	Approx. Wgt. Ea. lb	Price Each		Approx. Wgt. Ea. lb	Price Each	
		Painted	Galv.		Painted	Galv.
¾	0.5	\$208.00	\$243.00	0.5	\$132.50	\$173.00
1	0.5	208.00	243.00	0.6	–	–
1¼	0.9	217.50	256.00	0.6	–	–
1½	1.1	265.00	314.00	0.9	326.50	379.50
2	2.5	288.50	340.50	1.9	–	–
2½	3.0	308.00	379.00	2.3	386.50	460.50
3	5.8	449.00	554.00	5.0	556.00	644.50

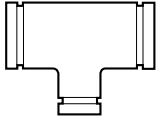
NOTE: Items listed in shaded areas are non-cancellable and non-returnable.

Pricing above is for Cast Fittings only. For Fabricated Fittings please contact Victaulic for pricing.

Grooved IPS Pipe Fittings

Reducing Tee

Refer to publication 07.01



No. 25



REDUCING TEE

Size				Reducing Tee No. 25		
inches				Approx. Wgt. Each lb	Price Each	
Run x Branch					Painted	Galv.
1	x	1	x 3/4 (sw)	1.0	+	+
1 1/4	x	1 1/4	x 1 (sw)	1.3	+	+
1 1/2	x	1 1/2	x 3/4 (sw)	1.5	+	+
			x 1 (sw)	1.5	+	+
			x 1 1/4 (sw)	1.7	+	+
2	x	2	x 3/4	2.5	+	+
			x 1	2.7	+	+
			x 1 1/4 (sw)	1.8	+	+
			x 1 1/2	3.0	+	+
2 1/2	x	2 1/2	x 3/4 (sw)	3.9	+	+
			x 1	3.8	+	+
			x 1 1/4	4.2	\$195.00	+
			x 1 1/2	3.9	+	+
			x 2	4.5	+	+
3	x	3	x 3/4 (sw)	5.7	+	+
			x 1	6.1	+	+
			x 1 1/4	8.0	250.00	+
			x 1 1/2	6.5	+	+
			x 2	6.2	+	+
			x 2 1/2	6.6	+	+
4	x	4	x 3/4 (sw)	8.0	+	+
			x 1	7.8	+	+
			x 1 1/4 (sw)	9.6	+	+
			x 1 1/2	10.2	+	+
			x 2	11.2	+	+
			x 2 1/2	11.4	+	+
			x 3	11.6	+	+
5	x	5	x 1 (sw)	14.0	+	+
			x 1 1/2 (sw)	14.3	+	+
			x 2 (sw)	14.5	+	+
			x 2 1/2	15.2	+	+
			x 3	16.6	+	+
			x 4	16.7	+	+
6	x	6	x 1 (sw)	23.0	+	+
			x 1 1/2 (sw)	24.0	+	+
			x 2	21.6	+	+
			x 2 1/2	21.4	+	+
			x 3	26.5	+	+
			x 4	25.0	+	+
			x 5	23.2	+	+
8	x	8	x 1 1/2 (sw)	33.0	+	+
			x 2 (sw)	33.5	+	+
			x 2 1/2 (sw)	39.0	+	+
			x 3	33.6	1350.00	+

NOTE: Items listed in shaded areas are non-cancellable and non-returnable.

(sw) Victaulic fittings are made of ductile iron, except those marked (sw) segmentally welded steel.

Pricing above is for Cast Fittings only. For Fabricated Fittings please contact Victaulic for pricing.

+ Quoted on application. Contact Victaulic for pricing and availability.

Cut grooved fittings are non-cancellable and non-returnable.

Grooved IPS Pipe Fittings

Size				Reducing Tee No. 25			
inches				Approx. Wgt. Each lb	Price Each		
Run x Branch					Painted	Galv.	
8	x	8	x	4	41.8	+	+
				5 (sw)	34.0	+	+
				6	42.3	+	+
10	x	10	x	1½	62.0	+	+
				2 (sw)	62.0	+	+
				2½ (sw)	62.4	+	+
				3 (sw)	60.0	+	+
				4	61.0	\$1825.00	+
				5 (sw)	52.0	+	+
				6 (sw)	59.0	+	+
				8	64.7	1950.00	+
				10 (sw)	84.0	+	+
12	x	12	x	1 (sw)	77.0	+	+
				2 (sw)	80.0	+	+
				2½ (sw)	78.0	+	+
				3 (sw)	82.0	+	+
				4 (sw)	80.0	+	+
				5 (sw)	75.0	+	+
				6 (sw)	75.0	+	+
				8	80.0	2625.00	+
				10 (sw)	84.0	+	+

NOTE: Items listed in shaded areas are non-cancellable and non-returnable.

(sw) Victaulic fittings are made of ductile iron, except those marked (sw) segmentally welded steel.

Pricing above is for Cast Fittings only. For Fabricated Fittings please contact Victaulic for pricing.

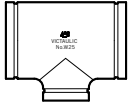
+ Quoted on application. Contact Victaulic for pricing and availability.

Cut grooved fittings are non-cancellable and non-returnable.

Grooved IPS Pipe Fittings

AGS[®] AGS Reducing Tee AGS REDUCING TEE *

Refer to publication 20.05



No. W25

Size			AGS Reducing Tee No. W25 (sw)				
inches			Approx. Wgt. Each lb	Price Each			
Run x Branch				Painted	Galv.		
14	x	14	x	6	142.0	+	+
				8	143.0	+	+
				10	144.0	+	+
				12	147.0	+	+
16	x	16	x	6	176.0	+	+
				8	185.0	+	+
				10	195.0	+	+
				12	204.0	+	+
				14	210.0	+	+
18	x	18	x	8	231.0	+	+
				10	244.0	+	+
				12	254.0	+	+
				14	262.0	+	+
				16	269.0	+	+
20	x	20	x	8	282.0	+	+
				10	295.0	+	+
				12	308.0	+	+
				14	316.0	+	+
				16	329.0	+	+
				18	342.0	+	+
24	x	24	x	8	381.0	+	+
				10	394.0	+	+
				12	409.0	+	+
				14	419.0	+	+
				16	433.0	+	+
				18	453.0	+	+
				20	473.0	+	+
26	x	26	x	14	536.0	+	+
				16	545.0	+	+
				18	562.0	+	+
				20	582.0	+	+
				22	600.0	+	+
				24	617.0	+	+
28	x	28	x	14	605.0	+	+
				16	624.0	+	+
				18	644.0	+	+
				20	665.0	+	+
				22	685.0	+	+
				24	705.0	+	+
				26	717.0	+	+
30	x	30	x	14	689.0	+	+
				16	707.0	+	+
				18	728.0	+	+
				20	750.0	+	+
				22	774.0	+	+
				24	796.0	+	+
				26	820.0	+	+
				28	838.0	+	+

NOTE: Items listed in shaded areas are non-cancellable and non-returnable.

NOTE: AGS products must **NOT** be used on pipe that has been grooved using Original Groove System (OGS) roll sets.

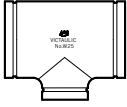
(sw) Victaulic fittings are made of ductile iron, except those marked (sw) segmentally welded steel.

+ Quoted on application. Contact Victaulic for pricing and availability.

Grooved IPS Pipe Fittings

AGS[®] AGS Reducing Tee AGS REDUCING TEE *

Refer to publication 20.05



No. W25

Size				AGS Reducing Tee No. W25 (sw)			
inches				Approx. Wgt. Each lb	Price Each		
Run x Branch					Painted	Galv.	
32	x	32	x	16	1183.0	+	+
				18	1209.0	+	+
				20	1239.0	+	+
				22	1272.0	+	+
				24	1303.0	+	+
				26	1334.0	+	+
				28	1358.0	+	+
				30	1385.0	+	+
36	x	36	x	18	1360.0	+	+
				20	1369.0	+	+
				22	1371.0	+	+
				24	1418.0	+	+
				26	1442.0	+	+
				28	1477.0	+	+
				30	1510.0	+	+
				32	1543.0	+	+
38	x	38	x	18	1262.0	+	+
				20	1278.0	+	+
				22	1292.0	+	+
				24	1314.0	+	+
				26	1340.0	+	+
				28	1367.0	+	+
				30	1393.0	+	+
				32	1420.0	+	+
40	x	40	x	20	1475.0	+	+
				22	1505.0	+	+
				24	1543.0	+	+
				26	1594.0	+	+
				28	1631.0	+	+
				30	1682.0	+	+
				32	1768.0	+	+
				36	1852.0	+	+
42	x	42	x	20	1875.0	+	+
				22	1940.0	+	+
				24	2017.0	+	+
				26	2105.0	+	+
				28	2105.0	+	+
				30	2202.0	+	+
				32	2202.0	+	+
				36	2304.0	+	+
				38	1375.0	+	+
				40	1761.0	+	+

NOTE: Items listed in shaded areas are non-cancellable and non-returnable.

NOTE: AGS products must **NOT** be used on pipe that has been grooved using Original Groove System (OGS) roll sets.

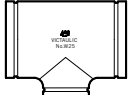
(sw) Victaulic fittings are made of ductile iron, except those marked (sw) segmentally welded steel.

+ Quoted on application. Contact Victaulic for pricing and availability.

Grooved IPS Pipe Fittings

AGS AGS Reducing Tee AGS REDUCING TEE *

Refer to publication 20.05



No. W25

Size		AGS Reducing Tee No. W25 (sw)			
inches		Approx. Wgt. Each lb	Price Each		
Run x Branch			Painted	Galv.	
46	x 46	x 22	1843.0	+	+
			1865.0	+	+
			1880.0	+	+
			1900.0	+	+
			1927.0	+	+
			1953.0	+	+
			2006.0	+	+
			2033.0	+	+
			2059.0	+	+
			2086.0	+	+
			48	x 48	x 24
2525.0	+	+			
2540.0	+	+			
2579.0	+	+			
2579.0	+	+			
2652.0	+	+			
2729.0	+	+			
2804.0	+	+			
2804.0	+	+			
54	x 54	x 26	2805.0	+	+
			2805.0	+	+
			2821.0	+	+
			2835.0	+	+
			2853.0	+	+
			2879.0	+	+
			2906.0	+	+
			2932.0	+	+
			2985.0	+	+
			3012.0	+	+
56	x 56	x 28	3059.0	+	+
			3075.0	+	+
			3087.0	+	+
			3111.0	+	+
			3137.0	+	+
			3164.0	+	+
			3190.0	+	+
			3243.0	+	+
			3269.0	+	+
			3349.0	+	+
60	x 60	x 30	3269.0	+	+
			3380.0	+	+
			3345.0	+	+
			3386.0	+	+
			3420.0	+	+
			3459.0	+	+
			3512.0	+	+
			3538.0	+	+
			3618.0	+	+
			3644.0	+	+

NOTE: Items listed in shaded areas are non-cancellable and non-returnable.

NOTE: AGS products must **NOT** be used on pipe that has been grooved using Original Groove System (OGS) roll sets.

(sw) Victaulic fittings are made of ductile iron, except those marked (sw) segmentally welded steel.

+ Quoted on application. Contact Victaulic for pricing and availability.

Grooved IPS Pipe Fittings

Reducing Tee

Refer to publication 100.01



No. 825 and No. 825H

NO. 825 REDUCING TEE

Nom. Size inches	No. 825 Sch. 40		No. 825H Sch. 80		
	Run x Branch	Approx. Wgt. Each lb	Price Each	Approx. Wgt. Each lb	Price Each
2½ x 2½ x 2		8.7	+	11.9	+
		11.1	+	15.4	+
3 x 3 x 2	2½	11.8	+	16.4	+
		16.9	+	24.1	+
	2½	17.6	+	25.0	+
4 x 4 x 2	3	18.2	+	25.9	+
		39.7	+	61.2	+
	2½	40.4	+	62.3	+
6 x 6 x 2	3	41.7	+	74.3	+
		69.9	+	108.6	+
	4	75.1	+	116.6	+

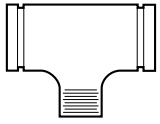
NOTE: Items listed in shaded areas are non-cancellable and non-returnable.

+ Quoted on application. Contact Victaulic for pricing and availability.

Grooved IPS Pipe Fittings

Reducing Tee with Threaded Branch

Refer to publication 07.01



No. 29T



REDUCING TEE WITH THREADED BRANCH

Size				Reducing Tee No. 29T with Threaded Branch		
inches				Approx. Wgt. Each lb	Price Each	
Run x Branch					Painted	Galv.
1	x	1	x 3/4 (sw)	1.0	+	+
1 1/4	x	1 1/4	x 1 (sw)	1.3	+	+
1 1/2	x	1 1/2	x 3/4 (sw)	1.5	+	+
			x 1 (sw)	1.5	+	+
			x 1 1/4 (sw)	1.7	+	+
2	x	2	x 3/4	2.5	+	+
			x 1	2.7	+	+
			x 1 1/4 (sw)	2.9	+	+
			x 1 1/2	3.0	+	+
2 1/2	x	2 1/2	x 3/4 (sw)	3.5	+	+
			x 1 (sw)	3.8	+	+
			x 1 1/4	3.8	\$230.00	+
			x 1 1/2	3.9	+	+
			x 2 (sw)	4.5	+	+
3	x	3	x 3/4 (sw)	5.9	+	+
			x 1	6.1	+	+
			x 1 1/4	6.3	320.00	+
			x 1 1/2 (sw)	6.5	+	+
			x 2 (sw)	6.2	+	+
			x 2 1/2	6.4	320.00	+
4	x	4	x 3/4 (sw)	7.2	+	+
			x 1	7.8	+	+
			x 1 1/4 (sw)	8.5	+	+
			x 1 1/2	9.2	+	+
			x 2	11.2	+	+
			x 2 1/2	11.4	+	+
5	x	5	x 2 (sw)	14.5	+	+
			x 2 1/2 (sw)	15.2	+	+
			x 3 (sw)	16.6	+	+
			x 4 (sw)	16.7	+	+
			x 5	16.7	+	+
6	x	6	x 1 (sw)	23.0	+	+
			x 1 1/2 (sw)	25.0	+	+
			x 2	21.6	+	+
			x 2 1/2	21.4	+	+
			x 3	26.5	+	+
			x 4	25.0	+	+
			x 5	23.2	+	+
8	x	8	x 2 (sw)	33.5	+	+
			x 3 (sw)	33.6	+	+
			x 4	41.8	+	+
			x 5 (sw)	34.0	+	+
			x 6	42.3	+	+

NOTE: Items listed in shaded areas are non-cancellable and non-returnable.

Available with British Standard Pipe Threads (BSPT). Contact Victaulic for details.

(sw) Victaulic fittings are made of ductile iron, except those marked (sw) segmentally welded steel.

+ Quoted on application. Contact Victaulic for pricing and availability.

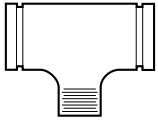
Pricing above is for Cast Fittings only. For Fabricated Fittings please contact Victaulic for pricing.

Cut grooved fittings are non-cancellable and non-returnable.

Grooved IPS Pipe Fittings

Reducing Tee with Threaded Branch

Refer to publication 07.01



No. 29T



REDUCING TEE WITH THREADED BRANCH

Size				Reducing Tee No. 29T with Threaded Branch			
inches				Approx. Wgt. Each lb	Price Each		Galv.
Run x Branch					Painted		
10	x	10	x	2 (sw)	62.0	+	+
				3 (sw)	60.0	+	+
				4 (sw)	61.0	+	+
				5 (sw)	52.0	+	+
				6 (sw)	59.0	+	+
				8 (sw)	64.7	+	+
12	x	12	x	3 (sw)	80.0	+	+
				4 (sw)	82.0	+	+
				5 (sw)	75.0	+	+
				6 (sw)	75.0	+	+
				8 (sw)	80.0	+	+
				10 (sw)	84.0	+	+

NOTE: Items listed in shaded areas are non-cancellable and non-returnable.

+ Quoted on application. Contact Victaulic for pricing and availability.

Available with British Standard Pipe Threads (BSPT). Contact Victaulic for details.

(sw) Victaulic fittings are made of ductile iron, except those marked (sw) segmentally welded steel.

Pricing above is for Cast Fittings only. For Fabricated Fittings please contact Victaulic for pricing.

Cut grooved fittings are non-cancellable and non-returnable.

Grooved IPS Pipe Fittings

Reducers

Refer to publication 07.01



No. 50



No. 51



REDUCERS - CONCENTRIC OR ECCENTRIC *

Size inches	Concentric Reducer No. 50				Eccentric Reducer No. 51			
	Approx. Wgt. Ea. lb	Price Each		Approx. Wgt. Ea. lb	Price Each			
		Painted	Galv.		Painted	Galv.		
1¼ x ¾	1.9	\$541.00	\$567.00	3.2	+	+		
	1	541.00	620.50	3.2	+	+		
1½ x ¾	1.4	541.00	620.50	4.5	+	+		
	0.8	89.00	112.50	4.5 (sw)	+	+		
	1¼	89.00	112.50	4.5	+	+		
2 x ¾	0.9	160.00	203.00	2.0 (sw)	+	+		
	0.7	89.00	112.50	2.3 (sw)	+	+		
	1¼	89.00	112.50	4.6 (sw)	+	+		
	1½	89.00	112.50	1.1	\$132.50	\$155.50		
2½ x ¾	1.3	+	+	3.3	+	+		
	1.1	136.50	169.00	3.5	+	+		
	1¼	102.50	134.00	1.4	188.00	234.00		
	1½	89.00	112.00	3.7 (sw)	+	+		
	2	89.00	112.50	4.3	188.00	234.00		
3 x ¾	1.5	+	+	4.5	+	+		
	1.3	137.00	169.00	4.8 (sw)	+	+		
	1¼	139.00	166.50	4.8	+	+		
	1½	5.1	125.50	210.50	5.1 (sw)	+	+	
	2	1.6	125.50	154.00	6.0	227.50	285.00	
	2½	1.8	125.50	157.50	7.0	227.50	286.00	
3½ x 3	2.0	131.00	166.50	7.0 (sw)	+	+		
4 x 1	3.0	241.00	297.00	6.5 (sw)	+	+		
	4.6	+	+	-	-	-		
	1½	2.6 (sw)	+	+	8.1 (sw)	+	+	
	2	2.4	200.50	247.50	3.3	336.00	422.00	
	2½	2.7	200.50	247.50	3.4	336.00	422.00	
	3	3.2	200.50	249.00	3.5	329.50	427.00	
	3½	2.9	200.50	250.50	8.0 (sw)	+	+	
5 x 2	9.0 (sw)	+	+	5.2 (sw)	+	+		
	4.3	323.00	410.00	10.8 (sw)	+	+		
	5.0	323.00	410.00	11.1 (sw)	+	+		
	4	4.3	323.00	404.00	12.0	477.00	619.00	

‡ Concentric and eccentric reducers 14 - 24" are steel and supplied with roll grooves
Steel Reducers eccentric and concentric available through 30". Contact Victaulic for details.

NOTE: Items listed in shaded areas are non-cancellable and non-returnable.

+ Quoted on application. Contact Victaulic for pricing and availability.

(sw) Victaulic fittings are made of ductile iron, except those marked (sw) segmentally welded steel.

Pricing above is for Cast Fittings only. For Fabricated Fittings please contact Victaulic for pricing.

Grooved IPS Pipe Fittings

Size		Concentric Reducer No. 50			Eccentric Reducer No. 51		
inches		Approx. Wgt. Ea. lb	Price Each		Approx. Wgt. Ea. lb	Price Each	
			Painted	Galv.		Painted	Galv.
6	x 1	5.0	\$421.00	\$536.50	14.5 (sw)	+	+
	1½	5.5	+	+	+	+	+
	2	6.6	336.00	427.50	14.5 (sw)	+	+
	2½	6.4	336.00	428.00	14.2 (sw)	+	+
	3	6.4	336.00	428.00	15.0	\$510.50	\$714.00
	4	6.5	336.00	442.50	17.0	510.50	686.00
	5	6.4	336.00	446.50	17.0	494.00	669.00
8	x 3	9.3	596.00	755.00	22.0 (sw)	+	+
	4	10.4	578.00	752.50	23.0 (sw)	+	+
	5	11.6	596.00	779.00	23.0 (sw)	+	+
	6	11.9	578.00	767.50	24.0	858.00	1147.50
10	x 4	19.7	1180.50	1488.00	32.0 (sw)	+	+
	5	33.0	+	+	34.6	+	+
	6	20.0	1180.50	1534.50	36.9 (sw)	+	+
	8	22.0	1180.50	1627.00	21.6	1753.50	2231.00
12	x 4	44.0	+	+	48.0 (sw)	+	+
	6	24.6	1453.00	1855.00	50.0 (sw)	+	+
	8	52.0	1453.00	1954.50	53.5 (sw)	+	+
	10	39.0	1453.00	1975.50	57.0 (sw)	+	+
14	x 6	65.0	2300.00	+	60.0	2300.00	+
	8	65.0	2415.00	+	60.0	2415.00	-
	10	66.0	2530.00	+	65.0	2530.00	-
	12	68.0	2645.00	+	66.0	2645.00	-
16	x 8	73.0	3220.00	+	73.0	3220.00	-
	10	73.0	3335.00	+	73.0	3335.00	-
	12	73.0	3450.00	+	73.0	3450.00	-
	14	73.0	3565.00	+	73.0	3565.00	+
18	x 10	91.0	4200.00	+	91.0	4200.00	+
	12	91.0	4600.00	+	91.0	4600.00	+
	14	91.0	4715.00	+	91.0	4715.00	+
	16	91.0	4830.00	+	91.0	4830.00	-
20	x 10	110.0	5800.00	+	177.0	5800.00	+
	12	120.0	6000.00	+	120.0	6000.00	+
	14	149.0	6150.00	+	149.0	6150.00	+
	16	120.0	6325.00	+	120.0	6325.00	+
	18	136.0	6440.00	+	136.0	6440.00	+
24	x 10	142.0	7700.00	+	142.0	7700.00	+
	12	150.0	7850.00	+	150.0	7850.00	+
	14	162.0	8000.00	+	162.0	8000.00	+
	16	162.0	8280.00	+	162.0	8280.00	+
	18	162.0	8395.00	+	162.0	8395.00	+
	20	151.0	+	+	190.0	8510.00	+

‡ Concentric and eccentric reducers 14 - 24" are steel and supplied with roll grooves
Steel Reducers eccentric and concentric available through 30". Contact Victaulic for details.

NOTE: Items listed in shaded areas are non-cancellable and non-returnable.

+ Quoted on application. Contact Victaulic for pricing and availability.

(sw) Victaulic fittings are made of ductile iron, except those marked (sw) segmentally welded steel.

Pricing above is for Cast Fittings only. For Fabricated Fittings please contact Victaulic for pricing.

Grooved IPS Pipe Fittings

AGS AGS Reducers

Refer to publication 20.05



No. W50



No. W51

AGS REDUCERS – CONCENTRIC OR ECCENTRIC *

Size inches	AGS Concentric Reducer No. W50			AGS Eccentric Reducer No. W51		
	Approx. Wgt. Ea. lb	Price Each		Approx. Wgt. Ea. lb	Price Each	
		Painted	Galv.		Painted	Galv.
14 x 6	56.0	\$2000.00	+	60.0	\$2000.00	+
	58.6	2100.00	+	60.0	2100.00	+
	60.4	2200.00	+	60.4	2200.00	+
	63.4	2300.00	+	63.4	2300.00	+
16 x 8	71.6	2800.00	+	73.0	2800.00	+
	73.8	2900.00	+	73.0	2900.00	+
	75.6	3000.00	+	75.6	3000.00	+
	77.5	3100.00	+	77.5	3100.00	+
18 x 10	85.0	+	+	91.0	+	+
	88.1	3910.00	+	91.0	+	+
	90.9	4100.00	+	90.9	4100.00	+
	94.0	4200.00	+	94.0	4200.00	+
20 x 12	130.0	5100.00	+	130.0	+	+
	134.0	+	+	134.0	+	+
	138.0	5500.00	+	138.0	5500.00	+
	142.0	5600.00	+	142.0	5600.00	+
24 x 16	159.0	7200.00	+	159.0	7200.00	+
	163.0	7300.00	+	163.0	7300.00	+
	167.0	7400.00	+	167.0	7400.00	+
26 x 14	167.0	+	+	159.0	+	+
	173.0	+	+	167.0	+	+
	179.0	+	+	175.0	+	+
	185.0	+	+	183.0	+	+
	192.0	+	+	191.0	+	+
	199.0	+	+	199.0	+	+
28 x 14	180.0	+	+	167.0	+	+
	185.0	+	+	175.0	+	+
	190.0	+	+	183.0	+	+
	196.0	+	+	191.0	+	+
	202.0	+	+	199.0	+	+
	208.0	+	+	207.0	+	+
30 x 14	216.0	+	+	215.0	+	+
	192.0	+	+	175.0	+	+
	197.0	+	+	183.0	+	+
	202.0	+	+	191.0	+	+
	207.0	+	+	199.0	+	+
	213.0	+	+	207.0	+	+
24	218.0	+	+	215.0	+	+
	225.0	+	+	223.0	+	+
	232.0	+	+	232.0	+	+

NOTE: Items listed in shaded areas are non-cancellable and non-returnable.

+ Quoted on application. Contact Victaulic for pricing and availability.

NOTE: AGS products must **NOT** be used on pipe that has been grooved using Original Groove System (OGS) roll sets.

* Single and double reduction concentric and eccentric reducers 14 - 24" are cast ductile iron and supplied with AGS roll grooves, all others made of segmentally welded steel supplied with AGS roll grooves. Steel reducers with the same E to E dimensions may be substituted to meet delivery requirements.

Pricing above is for Cast Fittings only. For Fabricated Fittings please contact Victaulic for pricing.

Grooved IPS Pipe Fittings

AGS AGS Reducers

Refer to publication 20.05



No. W50



No. W51

AGS REDUCERS – CONCENTRIC OR ECCENTRIC *

Size inches	AGS Concentric Reducer No. W50			AGS Eccentric Reducer No. W51		
	Approx. Wgt. Ea. lb	Price Each		Approx. Wgt. Ea. lb	Price Each	
		Painted	Galv.		Painted	Galv.
32 x 16	320.0	+	+	282.0	+	+
	325.0	+	+	292.0	+	+
	330.0	+	+	303.0	+	+
	336.0	+	+	314.0	+	+
	342.0	+	+	324.0	+	+
	348.0	+	+	335.0	+	+
	355.0	+	+	346.0	+	+
	363.0	+	+	356.0	+	+
40 x 20	365.0	+	+	316.0	+	+
	369.0	+	+	326.0	+	+
	373.0	+	+	337.0	+	+
	377.0	+	+	346.0	+	+
	382.0	+	+	357.0	+	+
	387.0	+	+	367.0	+	+
	393.0	+	+	378.0	+	+
	407.0	+	+	399.0	+	+
42 x 20	386.0	+	+	327.0	+	+
	390.0	+	+	337.0	+	+
	393.0	+	+	348.0	+	+
	397.0	+	+	359.0	+	+
	401.0	+	+	369.0	+	+
	405.0	+	+	378.0	+	+
	409.0	+	+	389.0	+	+
	421.0	+	+	410.0	+	+
46 x 22	438.0	+	+	432.0	+	+
	479.0	+	+	419.0	+	+
	485.0	+	+	431.0	+	+
	490.0	+	+	444.0	+	+
	496.0	+	+	456.0	+	+
	502.0	+	+	469.0	+	+
	508.0	+	+	481.0	+	+
	523.0	+	+	504.0	+	+
46 x 24	531.0	+	+	516.0	+	+
	540.0	+	+	529.0	+	+
	550.0	+	+	542.0	+	+

NOTE: Items listed in shaded areas are non-cancellable and non-returnable.

+ Quoted on application. Contact Victaulic for pricing and availability.

NOTE: AGS products must **NOT** be used on pipe that has been grooved using Original Groove System (OGS) roll sets.

* Single and double reduction concentric and eccentric reducers 14 - 24" are cast ductile iron and supplied with AGS roll grooves, all others made of segmentally welded steel supplied with AGS roll grooves. Steel reducers with the same E to E dimensions may be substituted to meet delivery requirements.

Pricing above is for Cast Fittings only. For Fabricated Fittings please contact Victaulic for pricing.

Grooved IPS Pipe Fittings

AGS AGS Reducers

Refer to publication 20.05



No. W50



No. W51

AGS REDUCERS – CONCENTRIC OR ECCENTRIC *

Size		AGS Concentric Reducer No. W50			AGS Eccentric Reducer No. W51		
inches		Approx. Wgt. Ea. lb	Price Each		Approx. Wgt. Ea. lb	Price Each	
			Painted	Galv.		Painted	Galv.
48	x 24	507.0	+	+	444.0	+	+
	26	513.0	+	+	456.0	+	+
	28	518.0	+	+	467.0	+	+
	30	523.0	+	+	481.0	+	+
	32	529.0	+	+	494.0	+	+
	36	541.0	+	+	516.0	+	+
	38	548.0	+	+	529.0	+	+
	40	557.0	+	+	542.0	+	+
	42	565.0	+	+	554.0	+	+
	46	586.0	+	+	579.0	+	+
54	x 28	1015.0	+	+	974.0	+	+
	30	1035.0	+	+	998.0	+	+
	32	1054.0	+	+	1022.0	+	+
	36	1095.0	+	+	1070.0	+	+
	38	1116.0	+	+	1095.0	+	+
	40	1138.0	+	+	1119.0	+	+
	42	1158.0	+	+	1143.0	+	+
	46	1202.0	+	+	1191.0	+	+
56	x 28	1081.0	+	+	1035.0	+	+
	30	1101.0	+	+	1060.0	+	+
	32	1122.0	+	+	1085.0	+	+
	36	1164.0	+	+	1135.0	+	+
	38	1185.0	+	+	1160.0	+	+
	40	1207.0	+	+	1186.0	+	+
	42	1228.0	+	+	1211.0	+	+
	46	1273.0	+	+	1261.0	+	+
	48	1296.0	+	+	1286.0	+	+
	54	1368.0	+	+	1361.0	+	+
60	x 30	1241.0	+	+	1190.0	+	+
	32	1263.0	+	+	1217.0	+	+
	36	1307.0	+	+	1270.0	+	+
	38	1330.0	+	+	1297.0	+	+
	40	1353.0	+	+	1324.0	+	+
	42	1376.0	+	+	1351.0	+	+
	46	1423.0	+	+	1404.0	+	+
	48	1447.0	+	+	1431.0	+	+
	54	1521.0	+	+	1512.0	+	+
56	1547.0	+	+	1538.0	+	+	

NOTE: Items listed in shaded areas are non-cancellable and non-returnable.

+ Quoted on application. Contact Victaulic for pricing and availability.

NOTE: AGS products must **NOT** be used on pipe that has been grooved using Original Groove System (OGS) roll sets.

* Single and double reduction concentric and eccentric reducers 14 - 24" are cast ductile iron and supplied with AGS roll grooves, all others made of segmentally welded steel supplied with AGS roll grooves. Steel reducers with the same E to E dimensions may be substituted to meet delivery requirements.

Pricing above is for Cast Fittings only. For Fabricated Fittings please contact Victaulic for pricing.

Grooved IPS Pipe Fittings

Concentric Reducer

Refer to publication 100.01



No. 850 and No. 850H

NO. 850 CONCENTRIC REDUCER

Nom. Size inches	No. 850 Sch. 40		No. 850H Sch. 80	
	Approx. Wgt. Each lb	Price Each	Approx. Wgt. Each lb	Price Each
2½ x 2	3.7	+	5.0	+
3 x 2	4.5	+	6.2	+
	2½	5.1	7.1	+
4 x 2	6.4	+	9.1	+
	2½	6.9	9.9	+
	3	7.4	10.6	+
6 x 2½	12.2	+	18.8	+
	3	12.9	19.9	+
	4	14.2	21.9	+
8 x 4	20.4	+	31.7	+
	6	23.8	36.9	+

NOTE: Items listed in shaded areas are non-cancellable and non-returnable.

+ Quoted on application. Contact Victaulic for pricing and availability.

Eccentric Reducer

Refer to publication 100.01



No. 851 and No. 851H

NO. 851 ECCENTRIC REDUCER

Nom. Size inches	No. 851 Sch. 40		No. 851H Sch. 80	
	Approx. Wgt. Each lb	Price Each	Approx. Wgt. Each lb	Price Each
2½ x 2	3.7	+	5.0	+
3 x 2	4.5	+	6.2	+
	2½	5.1	7.1	+
4 x 2	6.4	+	9.1	+
	2½	6.9	9.9	+
	3	7.4	10.6	+
6 x 2½	12.2	+	18.8	+
	3	12.9	19.9	+
	4	14.2	21.9	+
8 x 4	20.4	+	31.7	+
	6	23.8	36.9	+

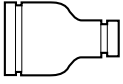
NOTE: Items listed in shaded areas are non-cancellable and non-returnable.

+ Quoted on application. Contact Victaulic for pricing and availability.

Grooved IPS Pipe Fittings

Swaged Nipples

Refer to publication 07.01



No. 53 Grooved x Grooved



No. 54 Grooved x Threaded



No. 55 Threaded x Grooved



SWAGED NIPPLES

Nominal Size inches		Approx. Wgt. Ea. lb	Steel Swaged Nipples No. 53, 54, 55 Plated Price Each
2	x 1	2.0	\$702.50
	1¼	2.0	702.50
	1½	2.0	593.00
2½	x 1	3.0	853.50
	1¼	3.0	853.50
	1½	3.0	853.50
	2	3.0	700.00
3	x 1	4.5	1236.50
	1¼	4.5	1236.50
	1½	4.5	1145.00
	2	4.5	799.50
	2½	4.6	799.50
3½	x 3	6.8	+
4	x 1	7.5	1721.00
	1¼	7.5	1652.00
	1½	7.5	1652.00
	2	7.5	1367.50

Nominal Size inches		Approx. Wgt. Ea. lb	Steel Swaged Nipples No. 53, 54, 55 Plated Price Each
4	x 2½	7.5	\$1367.50
	3	7.5	1163.50
	3½	7.5	+
5	x 2	11.5	4567.50
	3	11.5	3354.50
	4	11.5	3185.00
6	x 1	17.0	7870.50
	1¼	17.0	7870.50
	1½	17.2	6133.50
	2	17.4	6133.50
	2½	17.4	6133.50
	3	17.4	4369.50
	3½	17.4	+
	4	17.5	3610.00
8	x 4½	17.5	+
	5	17.5	3610.00
8	x 6	20.0	5027.00

NOTE: Items listed in shaded areas are non-cancellable and non-returnable.

+ Quoted on application. Contact Victaulic for pricing and availability.

Grooved IPS Pipe Fittings

Reducer Threaded Small End

Refer to publication 07.01



No. 52



REDUCER THREADED SMALL END

Nominal Size Inches Inlet x Outlet	Approx. Wgt. Ea. lb	Price Each	
		Painted	Galv.
1½ x 1	0.8	\$169.00	\$195.50
	0.9	92.50	120.00
2 x ¾	0.9	186.00	216.00
	0.7	186.00	216.50
	1.2	186.00	218.00
	1.0	186.00	216.50
2½ x 1	1.1	246.50	299.50
	1.2 (sw)	+	+
	1.3 (sw)	+	+
	1.4	217.50	258.50
3 x ¾	1.5 (sw)	+	+
	1.3	250.50	293.00
	1.5	278.00	322.50
	1.5	278.00	326.50
	1.5	278.00	326.50
	2.4 (sw)	+	+
4 x 1	2.3	259.50	315.50
	2.7	293.00	349.50
	2.6	293.00	353.50
	2.6	326.50	389.50
	2.5	326.50	389.00
5 x 4	4.5 (sw)	+	+
6 x 1	5.5	508.50	623.50
	5.7	508.50	625.50
	5.8	357.00	454.00
	5.8	634.00	765.00
	6.5 (sw)	+	+
6 x 2	2.0 (sw)	+	+

NOTE: Items listed in shaded areas are non-cancellable and non-returnable.

+ Quoted on application. Contact Victaulic for pricing and availability.

Available with British Standard Pipe Threads (BSPT). Contact Victaulic for details.

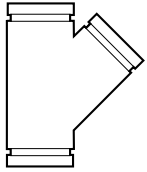
(sw) Victaulic fittings are made of ductile iron, except those marked (sw) segmentally welded steel.

Pricing above is for Cast Fittings only. For Fabricated Fittings please contact Victaulic for pricing.

Grooved IPS Pipe Fittings

Lateral

Refer to publication 07.01



No. 30



LATERAL

Nom. Size	Approx. Wgt. Ea. lb	45° Lateral No. 30	
		Price Each	
inches		Painted	Galv.
3/4	1.0 (sw)	+	+
1	1.7 (sw)	+	+
1 1/4	2.5	+	+
1 1/2	3.5 (sw)	+	+
2	4.6	\$235.00	+
2 1/2	9.0 (sw)	+	+
3	11.7	+	+
3 1/2	17.8 (sw)	+	+
4	17.9	+	+
5	21.8 (sw)	+	+
6	43.6	1510.00	+
8	72.0	+	+
10	105.0 (sw)	+	+
12	165.0 (sw)	+	+

NOTE: Items listed in shaded areas are non-cancellable and non-returnable.

+ Quoted on application. Contact Victaulic for pricing and availability.

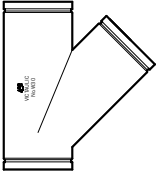
(sw) Victaulic fittings are made of ductile iron, except those marked (sw) segmentally welded steel.

Pricing above is for Cast Fittings only. For Fabricated Fittings please contact Victaulic for pricing.

Cut grooved fittings are non-cancellable and non-returnable.

AGS Lateral

Refer to publication 20.05



No. W30

AGS LATERAL

Nom. Size	Approx. Wgt. Ea. lb	AGS 45° Lateral No. W30 (sw)	
		Price Each	
inches		Painted	Galv.
14	276.0	+	+
16	344.2	+	+
18	429.0	+	+
20	500.0	+	+
24	715.0	+	+

NOTE: Items listed in shaded areas are non-cancellable and non-returnable.

NOTE: AGS products must **NOT** be used on pipe that has been grooved using Original Groove System (OGS) roll sets.

(sw) Victaulic fittings are made of ductile iron, except those marked (sw) segmentally welded steel.

+ Quoted on application. Contact Victaulic for pricing and availability.

Grooved IPS Pipe Fittings

Cap

Refer to publication 07.01



No. 60



CAP

Nom. Size	Approx. Wgt. Ea. lb	Cap No. 60	
		Price Each	
inches		Painted	Galv.
¾	0.2	\$79.00	\$102.00
1	0.3	79.00	102.00
1¼	0.3	79.00	102.00
1½	0.5	79.00	102.00
2	0.6	79.00	102.00
2½	1.0	79.00	102.00
3	1.4	97.00	125.50
3½	2.5	153.50	194.00
4	2.5	116.00	157.00
5	4.6	229.00	318.00
6	6.0	249.00	363.00
8	13.1	392.00	582.00
10	21.0	642.00	936.50
12	35.6	1616.00	2106.00

Caps can be tapped ½ or ¾-inch. Contact Victaulic.

NOTE: Items listed in shaded areas are non-cancellable and non-returnable.

Caps are malleable/ductile iron.

Pricing above is for Cast Fittings only. For Fabricated Fittings please contact Victaulic for pricing.

AGS Cap

Refer to publication 20.05



No. W60

AGS CAP

Nom. Size	Approx. Wgt. Ea. lb	AGS Cap No. W60	
		Price Each	
inches		Painted	Galv.
14	33.2	\$2842.00	\$3444.50
16	41.2	3752.00	4492.50
18	54.6	4711.50	5675.00
20	67.5	6650.00	8057.00
24	96.0	7689.50	9308.00
26	144.0	+	+
28	166.0	+	+
30	187.0	+	+
32	209.0	+	+
36	253.0	+	+
40	391.0	+	+
42	420.0	+	+
46	532.0	+	+
48	613.0	+	+
54	785.0	+	+
56	875.0	+	+
60	977.0	+	+

NOTE: Items listed in shaded areas are non-cancellable and non-returnable.

NOTE: AGS products must **NOT** be used on pipe that has been grooved using Original Groove System (OGS) roll sets.

+ Quoted on application. Contact Victaulic for pricing and availability.

Pricing above is for Cast Fittings only. For Fabricated Fittings please contact Victaulic for pricing.

Grooved IPS Pipe Fittings

Cap

Refer to publication 100.01



No. 860 and No. 860H

NO. 860 CAP

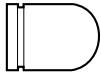
Nominal inches	No. 860 Sch. 40		No. 860H Sch. 80	
	Approx. Wgt. Ea. lb	Price Each	Approx. Wgt. Ea. lb	Price Each
2	1.6	+	2.3	+
2½	2.3	+	3.1	+
3	3.4	+	4.7	+
4	5.3	+	7.5	+
6	11.2	+	17.4	+
8	18.9	+	29.4	+

NOTE: Items listed in shaded areas are non-cancellable and non-returnable.

+ Quoted on application. Contact Victaulic for pricing and availability.

Bull Plugs

Refer to publication 07.01



No. 61



ELECTROPLATED STEEL BULL PLUGS

Nom. Size inches	Electroplated Steel Bull Plug No. 61	
	Approx. Wgt. Ea. lb	Price Each
2	2.0	\$416.00
2½	3.0	570.50
3	4.5	817.50
4	7.5	1030.00
5	12.0	1676.00
6	17.0	3405.50

NOTE: Items listed in shaded areas are non-cancellable and non-returnable.

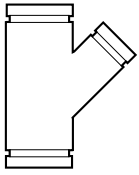
Other sizes available upon request. Contact Victaulic for details.

Pricing above is for Cast Fittings only. For Fabricated Fittings please contact Victaulic for pricing.

Grooved IPS Pipe Fittings

Reducing Laterals

Refer to publication 07.01



No. 30R



REDUCING LATERALS

Nominal Size inches	Approx. Wgt. Each lb	Reducing Laterals No. 30R (sw)	
		Price Each	
		Painted	Galv.
3 x 3 x 2		+	+
	2½	+	+
4 x 4 x 2		+	+
	2½	+	+
	3	+	+
5 x 5 x 2		+	+
	3	+	+
	4	+	+
6 x 6 x 3		+	+
	4	+	+
	5	+	+
8 x 8 x 4		+	+
	5	+	+
	6	+	+
10 x 10 x 4		+	+
	5	+	+
	6	+	+
	8	+	+
12 x 12 x 4		+	+
	5	+	+
	6	+	+
	8	+	+
	10	+	+

NOTE: Items listed in shaded areas are non-cancellable and non-returnable.

+ Quoted on application. Contact Victaulic for pricing and availability.

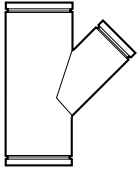
(sw) Victaulic fittings are made of ductile iron, except those marked (sw) segmentally welded steel.

Cut grooved fittings are non-cancellable and non-returnable.

Grooved IPS Pipe Fittings

AGS[®] AGS Reducing Laterals

Refer to publication 20.05



No. W30R

AGS REDUCING LATERALS

Nominal Size				AGS Reducing Lateral No. W30R (sw)			
inches				Approx. Wgt. Each lb	Price Each		
					Painted	Galv.	
14	x	14	x	4	162.4	+	+
				6	167.6	+	+
				8	173.5	+	+
				10	181.0	+	+
				12	189.2	+	+
16	x	16	x	6	206.7	+	+
				8	213.1	+	+
				10	221.1	+	+
				12	229.9	+	+
				14	230.9	+	+
18	x	18	x	6	253.1	+	+
				8	259.9	+	+
				10	285.0	+	+
				12	277.6	+	+
				14	278.7	+	+
20	x	20	x	12	330.0	+	+
				14	331.2	+	+
				16	337.2	+	+
24	x	24	x	16	448.5	+	+
				18	515.0	+	+
				20	461.8	+	+

NOTE: Items listed in shaded areas are non-cancellable and non-returnable.

+ Quoted on application. Contact Victaulic for pricing and availability.

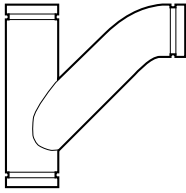
NOTE: AGS products must **NOT** be used on pipe that has been grooved using Original Groove System (OGS) roll sets.

(sw) Victaulic fittings are made of ductile iron, except those marked (sw) segmentally welded steel.

Grooved IPS Pipe Fittings

Tee Wyes

Refer to publication 07.01



No. 32



TEE WYES

Nominal Size inches	Approx. Wgt. Each lb	Tee Wye No. 32 (sw)	
		Price Each	
		Painted	Galv.
2 x 2 x 2	6.4	+	+
2½ x 2½ x 2½	11.5	+	+
3 x 3 x 3	14.3	+	+
3½ x 3½ x 3½	22.9	+	+
4 x 4 x 3	23.0	+	+
	26.0	+	+
5 x 5 x 3	29.0	+	+
	36.7	+	+
	48.0	+	+
6 x 6 x 3	37.3	+	+
	46.3	+	+
	55.0	+	+
	60.5	+	+
8 x 8 x 3	76.0	+	+
	76.4	+	+
	85.6	+	+
	112.0	+	+
	127.1	+	+
10 x 10 x 3	96.0	+	+
	97.4	+	+
	115.1	+	+
	133.1	+	+
	156.0	+	+
12 x 12 x 12	190.0	+	+
	240.0	+	+

NOTE: Items listed in shaded areas are non-cancellable and non-returnable.

+ Quoted on application. Contact Victaulic for pricing and availability.

(sw) Victaulic fittings are made of ductile iron, except those marked (sw) segmentally welded steel.

Cut grooved fittings are non-cancellable and non-returnable.

VicBlast™ Nozzle



No. 36B

VICBLAST NOZZLE

Nominal Size inches		Approx. Wgt. Each lb	Price Each Endurion Coated
Air	Water		
1	¾ FPT	1.60	\$152.00

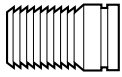
NOTE: Items listed in shaded areas are non-cancellable and non-returnable.

Pricing above is for Cast Fittings only. For Fabricated Fittings please contact Victaulic for pricing.

Grooved IPS Pipe Fittings

Hose Nipples

Refer to publication 07.01



No. 48



STEEL HOSE NIPPLES

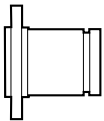
Nom. Size inches	Length inches		Steel Hose Nipple No. 48	
	End to End	Barb	Approx. Wgt. Ea. lb	Price Each Plated
3/4	3.25	1.625	0.3	\$139.50
1	3.25	1.625	0.4	139.50
1 1/4	3.63	1.859	0.6	173.00
1 1/2	4.00	2.125	0.8	185.50
2	4.63	2.500	1.1	223.00
2 x 1 1/2	4.63	3.750	0.9	293.50
2 x 1/2	6.00	3.500	1.2	362.00
2	6.00	1.875	1.4	307.50
2 1/2	5.50	2.875	2.0	332.00
3	6.00	3.250	3.2	397.00
4	7.25	3.875	4.9	682.50
4 x 3	7.25	3.250	4.1	2628.00
4	17.38	14.000	5.7	1245.00
5	9.75	5.375	8.0	959.00
6	11.00	6.500	14.3	1561.50
8	12.50	7.750	24.7	3417.00
10	14.00	8.500	40.1	5150.00
12	16.00	10.125	62.0	+

NOTE: Items listed in shaded areas are non-cancellable and non-returnable.

+ Quoted on application. Contact Victaulic for pricing and availability.

Flanged Adapter Nipples

Refer to publication 07.01



Nos. 45 & 46



FLANGED ADAPTER NIPPLES – NO. 45 – 150 LB AND NO. 46 – 300 LB

Size x Length inches	No. 45 – 150 lb		No. 46 – 300 lb	
	Black	Galv.	Black	Galv.
3/4 x 3	+	+	+	+
1 x 3	+	+	+	+
1 x 4	+	+	+	+
1 1/4 x 4	+	+	+	+
1 1/2 x 4	+	+	+	+
2 x 4	\$500.00	+	+	+
2 1/2 x 4	600.00	+	+	+
3 x 4	700.00	+	+	+
3 1/2 x 4	+	+	+	+
4 x 6	850.00	+	+	+
5 x 6	+	+	+	+
6 x 6	+	+	+	+
8 x 6	+	+	+	+
10 x 8	+	+	+	+
12 x 8	+	+	+	+

NOTE: Items listed in shaded areas are non-cancellable and non-returnable.

+ Quoted on application. Contact Victaulic for pricing and availability.

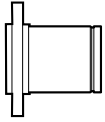
Pricing above is for Cast Fittings only. For Fabricated Fittings please contact Victaulic for pricing.

Cut grooved fittings are non-cancellable and non-returnable.

Grooved IPS Pipe Fittings

AGS Flanged Adapter Nipple

Refer to publication 20.05



No. W45R

AGS FLANGED ADAPTER NIPPLES – ANSI 150

Size x Length	Approx. Wgt. Ea.	AGS Flanged Adapter Nipple – No. W45R * (sw)	
		Price Each	
inches	lb	Painted	Galv.
14 x 8	122.0	+	+
16 x 8	136.0	+	+
18 x 8	168.0	+	+
20 x 8	208.0	+	+
24 x 8	274.0	+	+
26 x 12	254.0	+	+
28 x 12	262.0	+	+
30 x 12	270.0	+	+
32 x 12	278.0	+	+
36 x 12	340.0	+	+
40 x 12	361.0	+	+
42 x 12	372.0	+	+
46 x 12	393.0	+	+
48 x 12	404.0	+	+
54 x 16	372.0	+	+
56 x 16	393.0	+	+
60 x 16	404.0	+	+

NOTE: Items listed in shaded areas are non-cancellable and non-returnable.

NOTE: AGS products must **NOT** be used on pipe that has been grooved using Original Groove System (OGS) roll sets.

* Raised face flanges are standard; flat flanges are quoted on application.

+ Quoted on application. Contact Victaulic for pricing and availability.

(sw) Victaulic fittings are made of ductile iron, except those marked (sw) segmentally welded steel.

SECTION 1
GROOVED IPS PIPE FITTINGS

Flanged Adapter Nipples

Refer to publication 100.01



No. 845



No. 846

FLANGE ADAPTER NIPPLES – ANSI CLASS 150 AND CLASS 300

Nom. Size	ANSI Class 150 Flange Adapter Nipple			ANSI Class 300 Flange Adapter Nipple		
	Approx. Wgt. Ea.	Price Each		Approx. Wgt. Ea.	Price Each	
inches	lb	No. 845F Flat Face	No. 845R Raised Face	lb	No. 846F Flat Face	No. 846R Raised Face
2	6.8	+	+	9.6	+	+
2½	9.3	+	+	12.6	+	+
3	11.7	+	+	16.2	+	+
4	17.5	+	+	24.8	+	+
6	28.3	+	+	43.7	+	+
8	46.1	+	+	71.6	+	+

NOTE: Items listed in shaded areas are non-cancellable and non-returnable.

+ Quoted on application. Contact Victaulic for pricing and availability.

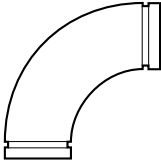
* Raised face flanges are standard; flat flanges are quoted on application.

Grooved IPS Pipe Fittings

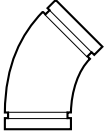
3D Cast Bend

FOR ABRASIVE SERVICES

Refer to publication 07.01



90° Cast Bend
No. 100 – 3D



45° Cast Bend
No. 110 – 3D

3D CAST BENDS – 90° BEND OR 45° BEND

Fitting Size inches	90° Bend			45° Bend		
	Approx. Wgt. Ea. lb	Center to End inches	Price Each	Approx. Wgt. Ea. lb	Center to End inches	Price Each
2	5.0	10.00	\$862.00	4.7	6.50	\$834.50
3	16.0	13.00	1381.50	10.4	7.75	1240.00
4	22.5	16.00	3171.00	17.2	9.00	1581.00
6	70.0	24.00	6002.50	45.0	13.50	3356.50

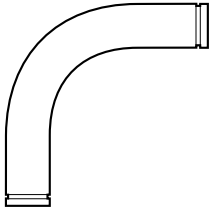
NOTE: Items listed in shaded areas are non-cancellable and non-returnable.

Pricing above is for Cast Fittings only. For Fabricated Fittings please contact Victaulic for pricing.

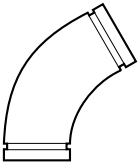
Grooved IPS Pipe Fittings

3D Long Radius Steel Bends

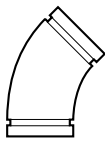
Refer to publication 07.02



No. 100-3D
90° Bend



No. 14-3D
60° Bend



No. 110-3D
45° Bend



3D LONG RADIUS BENDS – 90° BEND, 60° BEND, OR 45° BEND

Nom. Size	90° Bend No. 100-3D		60° Bend No. 14-3D		45° Bend No. 110-3D	
	Approx. Wgt. Ea. lb.	Price Each	Approx. Wgt. Ea. lb.	Price Each	Approx. Wgt. Ea. lb.	Price Each
2	5.3	+	4.3	+	3.9	+
2½	9.5	+	7.7	+	6.7	+
3	14.0	+	11.0	+	9.5	+
3½	18.6	+	14.4	+	12.3	+
4	24.1	+	18.5	+	15.7	+
4½	31.6	+	24.2	+	20.5	+
5	40.9	+	31.3	+	26.5	+
6	63.7	+	48.8	+	41.3	+
8	127.8	+	97.9	+	82.9	+
10	226.4	+	173.4	+	146.9	+
12	332.7	+	254.8	+	215.9	+
14 †	427.3	+	327.3	+	277.3	+
15 †	–	+	–	+	–	+
16 †	560.1	+	429.0	+	363.5	+
18 †	710.7	+	544.4	+	461.3	+
20 †	879.3	+	673.5	+	570.7	+
22 †	–	+	–	+	–	+
24 †	1270.3	+	973.0	+	824.4	+

NOTE: Items listed in shaded areas are non-cancellable and non-returnable.


Also available 76.1 mm and 165.1 mm sizes. Contact Victaulic.

† For cut groove systems only. Cut groove systems require the use of Original Groove System (OGS) Style 77 couplings. For roll groove systems, Victaulic offers Advanced Groove System (AGS) elbows. Please contact Victaulic for pricing and availability.


+ Quoted on application. Contact Victaulic for pricing and availability.

Pricing above is for Cast Fittings only. For Fabricated Fittings please contact Victaulic for pricing.

Grooved IPS Pipe Fittings



No. 15-3D
30° Bend



No. 12-3D
22½° Bend



No. 13-3D
11¼° Bend

3D LONG RADIUS BENDS – 30° BEND, 22½° BEND, OR 11¼° BEND

Nom. Size inches	30° Bend No. 15-3D		22½° Bend No. 12-3D		11¼° Bend No. 13-3D	
	Approx. Wgt. Ea. lb	Price Each	Approx. Wgt. Ea. lb	Price Each	Approx. Wgt. Ea. lb	Price Each
2	3.4	+	3.2	+	2.8	+
2½	5.8	+	5.3	+	4.6	+
3	7.3	+	7.3	+	6.2	+
3½	10.2	+	9.2	+	7.6	+
4	12.8	+	11.4	+	9.3	+
4½	16.8	+	14.9	+	12.2	+
5	21.8	+	19.4	+	15.8	+
6	33.9	+	30.1	+	24.6	+
8	68.0	+	60.5	+	49.3	+
10	120.5	+	107.2	+	87.3	+
12	177.0	+	157.5	+	128.3	+
14 †	227.3	+	202.3	+	164.8	+
16 †	297.9	+	265.2	+	216.0	+
18 †	378.1	+	336.5	+	274.1	+
20 †	467.8	+	416.3	+	339.2	+
22 †	–	+	–	+	–	+
24 †	675.7	+	601.4	+	490.0	+

NOTE: Items listed in shaded areas are non-cancellable and non-returnable.

Also available 76.1 mm and 165.1 mm sizes. Contact Victaulic.

† For cut groove systems only. Cut groove systems require the use of Original Groove System (OGS) Style 77 couplings. For roll groove systems, Victaulic offers Advanced Groove System (AGS) elbows. Please contact Victaulic for pricing and availability.

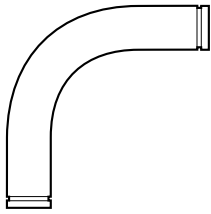
+ Quoted on application. Contact Victaulic for pricing and availability.

Pricing above is for Cast Fittings only. For Fabricated Fittings please contact Victaulic for pricing.

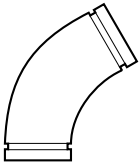
Grooved IPS Pipe Fittings

5D Long Radius Steel Bends

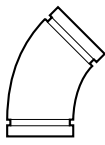
Refer to publication 0702



No. 100-5D
90° Bend



No. 14-5D
60° Bend



No. 110-5D
45° Bend



5D LONG RADIUS BENDS – 90° BEND, 60° BEND, OR 45° BEND

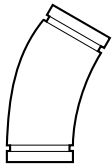
Nom. Size	90° Bend No. 100-5D		60° Bend No. 14-5D		45° Bend No. 110-5D	
	Approx. Wgt. Ea. lb	Price Each	Approx. Wgt. Ea. lb	Price Each	Approx. Wgt. Ea. lb	Price Each
2	7.2	+	5.6	+	4.8	+
2½	13.3	+	10.2	+	8.6	+
3	19.9	+	15.0	+	12.5	+
3½	26.9	+	20.0	+	16.5	+
4	35.4	+	26.0	+	21.3	+
4½	46.3	+	34.0	+	27.9	+
5	60.0	+	44.1	+	36.1	+
6	93.5	+	68.6	+	56.2	+
8	187.6	+	137.7	+	112.8	+
10	332.4	+	244.1	+	199.9	+
12	488.4	+	358.6	+	293.7	+
14 †	627.4	+	460.7	+	377.3	+
15 †	–	+	–	+	–	+
16 †	822.2	+	603.8	+	494.5	+
18 †	1043.4	+	766.2	+	627.6	+
20 †	1290.9	+	947.9	+	776.4	+
22 †	–	+	–	+	–	+
24 †	1864.8	+	1369.3	+	1121.6	+

NOTE: Items listed in shaded areas are non-cancellable and non-returnable.

† For cut groove systems only. Cut groove systems require the use of Original Groove System (OGS) Style 77 couplings. For roll groove systems, Victaulic offers Advanced Groove System (AGS) elbows. Please contact Victaulic for pricing and availability.

+ Quoted on application. Contact Victaulic for pricing and availability.

Pricing above is for Cast Fittings only. For Fabricated Fittings please contact Victaulic for pricing.



No. 15-5D
30° Bend



No. 12-5D
22½° Bend



No. 13-5D
11¼° Bend

5D LONG RADIUS BENDS – 30° BEND, 22½° BEND, OR 11¼° BEND

Nom. Size	30° Bend No. 15-5D		22½° Bend No. 12-5D		11¼° Bend No. 13-5D	
	Approx. Wgt. Ea. lb	Price Each	Approx. Wgt. Ea. lb	Price Each	Approx. Wgt. Ea. lb	Price Each
2	4.0	+	3.6	+	3.0	+
2½	7.0	+	6.2	+	5.0	+
3	10.0	+	8.8	+	6.9	+
3½	13.0	+	11.3	+	8.7	+
4	16.6	+	14.3	+	10.7	+
4½	21.7	+	18.6	+	14.0	+
5	28.1	+	24.1	+	18.2	+
6	43.8	+	37.6	+	28.3	+
8	87.9	+	75.4	+	56.8	+
10	155.8	+	133.7	+	100.6	+
12	228.9	+	196.4	+	147.8	+
14 †	627.0	+	252.3	+	189.8	+
16 †	385.3	+	330.7	+	248.8	+
18 †	489.0	+	419.7	+	315.7	+
20 †	605.0	+	519.2	+	390.6	+
24 †	873.9	+	750.1	+	564.3	+

NOTE: Items listed in shaded areas are non-cancellable and non-returnable.

† For cut groove systems only. Cut groove systems require the use of Original Groove System (OGS) Style 77 couplings. For roll groove systems, Victaulic offers Advanced Groove System (AGS) elbows. Please contact Victaulic for pricing and availability.

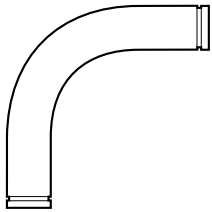
+ Quoted on application. Contact Victaulic for pricing and availability.

Pricing above is for Cast Fittings only. For Fabricated Fittings please contact Victaulic for pricing.

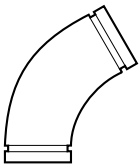
Grooved IPS Pipe Fittings

6D Long Radius Steel Bends

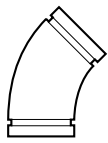
Refer to publication 07.02



No. 100-6D
90° Bend



No. 14-6D
60° Bend



No. 110-6D
45° Bend



6D LONG RADIUS BENDS – 90° BEND, 60° BEND, OR 45° BEND

Nom. Size inches	90° Bend No. 100-6D		60° Bend No. 14-6D		45° Bend No. 110-6D	
	Approx. Wgt. Ea. lb	Price Each	Approx. Wgt. Ea. lb	Price Each	Approx. Wgt. Ea. lb	Price Each
2	8.2	+	6.3	+	5.3	+
2½	15.2	+	11.4	+	9.5	+
3	22.9	+	17.0	+	14.0	+
3½	31.1	+	22.8	+	18.6	+
4	41.1	+	29.8	+	24.1	+
4½	53.7	+	39.0	+	31.6	+
5	69.6	+	50.5	+	40.9	+
6	108.4	+	78.6	+	63.7	+
8	217.5	+	157.7	+	127.8	+
10	385.4	+	279.4	+	226.4	+
12	566.2	+	410.5	+	332.7	+
14 †	727.4	+	527.4	+	427.3	+
15 †	–	+	–	+	–	+
16 †	953.3	+	691.1	+	560.1	+
18 †	1209.7	+	877.1	+	710.1	+
20 †	1496.6	+	1085.1	+	879.3	+
22 †	–	+	–	+	–	+
24 †	2162.0	+	1567.5	+	1270.3	+

NOTE: Items listed in shaded areas are non-cancellable and non-returnable.


+ Quoted on application. Contact Victaulic for pricing and availability.

† For cut groove systems only. Cut groove systems require the use of Original Groove System (OGS) Style 77 couplings. For roll groove systems, Victaulic offers Advanced Groove System (AGS) elbows. Please contact Victaulic for pricing and availability.

Pricing above is for Cast Fittings only. For Fabricated Fittings please contact Victaulic for pricing.



No. 15-6D
30° Bend



No. 12-6D
22½° Bend



No. 13-6D
11¼° Bend

6D LONG RADIUS BENDS – 30° BEND, 22½° BEND, OR 11¼° BEND

Nom. Size inches	30° Bend No. 15-6D		22½° Bend No. 12-6D		11¼° Bend No. 13-6D	
	Approx. Wgt. Ea. lb	Price Each	Approx. Wgt. Ea. lb	Price Each	Approx. Wgt. Ea. lb	Price Each
2	4.3	+	3.9	+	3.2	+
2½	7.7	+	6.7	+	5.3	+
3	11.0	+	9.5	+	7.3	+
3½	14.4	+	12.3	+	9.2	+
4	18.5	+	15.7	+	11.4	+
4½	24.2	+	20.5	+	14.9	+
5	31.3	+	26.5	+	19.4	+
6	48.8	+	41.3	+	30.1	+
8	97.9	+	82.9	+	60.5	+
10	173.4	+	146.9	+	107.2	+
12	254.8	+	215.9	+	157.5	+
14 †	327.3	+	277.3	+	202.3	+
16 †	429.0	+	363.5	+	265.2	+
18 †	544.4	+	461.3	+	336.5	+
20 †	673.5	+	570.7	+	416.3	+
24 †	973.0	+	824.4	+	601.4	+

NOTE: Items listed in shaded areas are non-cancellable and non-returnable.

+ Quoted on application. Contact Victaulic for pricing and availability.

† For cut groove systems only. Cut groove systems require the use of Original Groove System (OGS) Style 77 couplings. For roll groove systems, Victaulic offers Advanced Groove System (AGS) elbows. Please contact Victaulic for pricing and availability.

Pricing above is for Cast Fittings only. For Fabricated Fittings please contact Victaulic for pricing.

Grooved IPS Pipe Fittings

90° – 1½D Elbows and Couplings

STYLE XL100/XL77/XL79

Refer to publication 07.07



Style XL77 Coupling and XL Fitting



Style XL79 Coupling and XL Fitting

90° – 1½D ELBOWS AND COUPLINGS

Nom. Size	XL100/XL77 System 1 Fitting and 2 Complete Couplings With Grade "E" or "T" Gasket		XL100/XL79 System 2 Fittings and 1 Complete Coupling With Grade "E" or "T" Gasket		SPARE PARTS
	inches	Approx. Wgt. Ea. lb	Price Each	Approx. Wgt. Ea. lb	Price Each
3	23.7	\$347.50	32.0	\$386.50	1/2 x 2¾
4	37.9	506.00	50.7	569.00	5/8 x 3¼
5	55.5	1006.00	74.5	1343.00	¾ x 4¼
6	70.7	1139.50	101.9	1486.00	¾ x 4¼
8	93.6	2316.50	189.2	3346.00	7/8 x 5
10	133.2	4330.50	268.3	6566.00	1 x 6
12	171.2	4651.00	375.3	6920.00	1 x 6½

NOTE: See the Spare Parts section for pricing and availability.

NOTE: Items listed in shaded areas are non-cancellable and non-returnable.

Pricing above is for Cast Fittings only. For Fabricated Fittings please contact Victaulic for pricing.

45° – 1½D Elbows and Couplings

STYLE XL110/XL77/XL79

Refer to publication 07.07



Style XL77 Coupling and XL Fitting



Style XL79 Coupling and XL Fitting

45° – 1½D ELBOWS AND COUPLINGS

Nom. Size	XL110/XL77 System 1 Fitting and 2 Complete Couplings With Grade "E" or "T" Gasket		XL110/XL79 System 2 Fittings and 1 Complete Coupling With Grade "E" or "T" Gasket		SPARE PARTS
	inches	Approx. Wgt. Ea. lb	Price Each	Approx. Wgt. Ea. lb	Price Each
3	19.4	\$328.50	23.4	\$349.00	1/2 x 2¾
4	29.8	444.50	34.5	446.00	5/8 x 3¼
5	44.4	850.00	52.3	1029.50	¾ x 4¼
6	61.4	967.00	83.3	1140.50	¾ x 4¼
8	93.6	1618.50	116.6	1951.00	7/8 x 5
10	133.2	3578.50	161.9	5061.50	1 x 6
12	171.2	4114.50	221.7	5846.50	1 x 6½

NOTE: See the Spare Parts section for pricing and availability.

Pricing above is for Cast Fittings only. For Fabricated Fittings please contact Victaulic for pricing.

90° – 3D Elbows and Couplings

STYLE XL100/XL77/XL79

Refer to publication 07.07



Style XL77 Coupling and XL Fitting



Style XL79 Coupling and XL Fitting

90° – 3D ELBOWS AND COUPLINGS

Nom. Size	XL100/XL77 System 1 Fitting and 2 Complete Couplings With Grade "E" or "T" Gasket		XL100/XL79 System 2 Fittings and 1 Complete Coupling With Grade "E" or "T" Gasket		SPARE PARTS
	inches	Approx. Wgt. Ea. lb	Price Each	Approx. Wgt. Ea. lb	Price Each
3	35.4	\$742.50	55.4	\$1176.00	1/2 x 2¾
4	47.8	1273.00	70.5	2103.50	5/8 x 3¼
5	89.0	1707.50	141.5	2745.50	¾ x 4¼
6	122.4	2089.50	205.3	3387.00	¾ x 4¼
8	192.6	2940.50	314.6	4594.50	7/8 x 5
10	336.1	4240.50	637.9	6385.50	1 x 6
12	526.2	5812.00	911.7	9241.50	1 x 6½

NOTE: See the Spare Parts section for pricing and availability.

Pricing above is for Cast Fittings only. For Fabricated Fittings please contact Victaulic for pricing.

Grooved IPS Pipe Fittings

45° – 3D Elbows and Couplings

STYLE XL110/XL77/XL79
Refer to publication 07.07



Style XL77 Coupling and XL Fitting



Style XL79 Coupling and XL Fitting

45° – 3D ELBOWS AND COUPLINGS

Nom. Size	XL110/XL77 System 1 Fitting and 2 Complete Couplings With Grade "E" or "T" Gasket		XL110/XL79 System 2 Fittings and 1 Complete Coupling With Grade "E" or "T" Gasket		SPARE PARTS
	inches	Approx. Wgt. Ea. lb	Price Each	Approx. Wgt. Ea. lb	Price Each
3	28.4	\$729.50	41.4	\$1150.50	1/2 x 2 3/4
4	44.8	1224.50	64.5	2006.50	5/8 x 3 1/4
5	68.4	1658.50	100.3	2648.50	3/4 x 4 1/4
6	109.4	1765.00	179.3	2738.00	3/4 x 4 1/4
8	158.6	2555.00	246.6	3823.50	7/8 x 5
10	288.2	4017.00	471.9	5938.50	1 x 6
12	395.2	4818.50	669.7	7254.00	1 x 6 1/2

NOTE: See the Spare Parts section for pricing and availability.

Pricing above is for Cast Fittings only. For Fabricated Fittings please contact Victaulic for pricing.

90° and 45° 1 1/2 D Elbows

STYLE XL100/XL110
Refer to publication 07.07



90° AND 45° 1 1/2 D ELBOWS

Nom. Size	1 1/2 D XL100 90° Elbow		1 1/2 D XL110 45° Elbow	
	inches	Approx. Wgt. Ea. lb	Price Each	Approx. Wgt. Ea. lb
3	13.3	\$142.50	9.0	\$124.00
4	21.1	211.00	13.0	150.00
5	31.1	560.50	20.0	404.00
6	44.3	611.00	35.0	438.50
8	82.3	1459.00	46.0	762.00
10	116.2	2934.00	63.0	2182.00
12	166.8	3063.50	90.0	2526.50

Pricing above is for Cast Fittings only. For Fabricated Fittings please contact Victaulic for pricing.

90° and 45° 3D Elbows

STYLE XL100/XL110
Refer to publication 07.07



90° AND 45° 3D ELBOWS

Nom. Size	3D XL100 90° Elbow		3D XL110 45° Elbow	
	inches	Approx. Wgt. Ea. lb	Price Each	Approx. Wgt. Ea. lb
3	25.0	\$537.50	18.0	\$524.50
4	31.0	978.00	28.0	930.00
5	64.6	1262.00	44.0	1213.00
6	96.0	1561.50	83.0	1237.50
8	145.0	2083.00	111.0	1698.00
10	301.0	2844.50	218.0	2620.50
12	435.0	4224.00	314.0	3230.00

Pricing above is for Cast Fittings only. For Fabricated Fittings please contact Victaulic for pricing.

Grooved IPS Pipe Fittings

Couplings

STYLE XL77/XL79

Refer to publication 07.07



Style XL77 Coupling



Style XL79 Coupling

XL COUPLINGS

Nom. Size	XL77 Fitting-to-Pipe Coupling Complete With Grade "E" or "T" Gasket		XL79 Fitting-to-Fitting Coupling Complete With Grade "E" or "T" Gasket		SPARE PARTS
	inches	Approx. Wgt. Ea. lb	Price Each	Approx. Wgt. Ea. lb	Price Each
3	5.2	\$103.50	5.4	\$103.50	1/2 x 2 3/4
4	8.4	148.50	8.5	148.50	5/8 x 3 1/4
5	12.2	224.00	12.3	224.00	3/4 x 4 1/4
6	13.2	265.00	13.3	265.00	3/4 x 4 1/4
8	23.8	429.50	24.6	429.50	7/8 x 5
10	35.1	699.00	35.9	699.00	1 x 6
12	40.6	794.50	41.7	794.50	1 x 6 1/2

NOTE: See the Spare Parts section for pricing and availability.

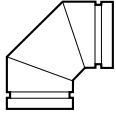
NOTE: Items listed in shaded areas are non-cancellable and non-returnable.

Grooved IPS Pipe Fittings

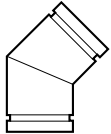
Extra Heavy “ES” Endseal® Fittings

Elbows and Tees

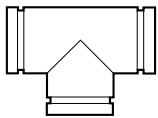
Refer to publication 07.03



No. 62



No. 63



No. 64

ELBOWS AND TEES – 90° ELBOW, 45° ELBOW, OR TEE

Pipe inches		90° Elbow No. 62	45° Elbow No. 63	Tee No. 64
Nominal Size	Actual Size	Price Each		
		Painted	Painted	Painted
2	2.375	+	+	+
2½ (sw)	2.875	+	+	+
3 (sw)	3.500	+	+	+
4 (sw)	4.500	+	+	+
6 (sw)	6.625	+	+	+

NOTE: Items listed in shaded areas are non-cancellable and non-returnable.

+ Quoted on application. Contact Victaulic for pricing and availability.

For sizes to 12", contact Victaulic.

Steel Full Flow Elbows available with longer center to end dimensions. Contact Victaulic for details.

Pricing above is for Cast Fittings only. For Fabricated Fittings please contact Victaulic for pricing.



Pump Drops and Headers



Pump Drops and Headers

Discharge Vibration Pump Drop

SERIES 380

Refer to publication 102.10



Vertical



Horizontal

SERIES 380 – DISCHARGE VIBRATION PUMP DROP

Pipe x Connection		Vertical Connection Configuration		Horizontal Connection Configuration		Price Each
inches		Approx. Wgt Each *	Part Code	Approx. Wgt Each *	Part Code	
3	x 2	41.8	KC43380PE0	49.4	KC43380PEE	\$4810.50
	x 2½	43.7	KC49380PE0	49.4	KC49380PEE	4898.00
	x 3	39.3	KC59380PE0	46.3	KC59380PEE	4670.50
4	x 2½	61.2	KD35380PE0	72.2	KD35380PEE	10419.00
	x 3	62.2	KD44380PE0	73.2	KD44380PEE	10638.50
	x 4	57.6	KD65380PE0	67.2	KD65380PEE	10115.50
5	x 2½	86.6	KE05380PE0	103.4	KE05380PEE	13980.50
	x 3	88.3	KE09380PE0	105.1	KE09380PEE	14006.00
	x 4	89.2	KE16380PE0	106.0	KE16380PEE	13996.50
	x 5	81.3	KM83380PE0	95.9	KM83380PEE	13469.00
6	x 3	116.2	KE71380PE0	155.3	KE71380PEE	14597.00
	x 4	117.3	KE79380PE0	136.4	KE79380PER	14962.00
	x 5	118.4	KE90380PE0	141.4	KE90380PER	15070.50
	x 6	105.9	KE98380PE0	130.7	KE98380PEE	14172.50
8	x 4	189.5	KF38380PE0	229.1	KF38380PEE	22338.00
	x 5	191.1	KF42380PE0	231.5	KF42380PEE	22633.00
	x 6	192.7	KF47380PE0	222.9	KF47380PER	21614.00
	x 8	177.0	KF57380PE0	212.8	KF57380PEE	21687.50
10	x 6	410.4	KF91380PE0	496.3	KF91380PEE	36475.00
	x 8	419.1	KF96380PE0	467.9	KF96380PER	35619.00
	x 10	376.9	KG01380PE0	467.0	KG01380PEE	35412.50
12	x 8	542.1	KG35380PE0	644.6	KG35380PEE	42955.50
	x 10	536.7	KG39380PE0	644.3	KG39380PEE	43416.50
	x 12	489.2	KG45380PE0	595.3	KG45380PEE	41704.00

NOTE: Items listed in shaded areas are non-cancellable and non-returnable.

* Estimated weight using Sch. 40 black carbon steel pipe

NOTE: A Victaulic Style 107N Rigid Coupling is required for the installation of this product (not supplied). Refer to Section 2 – Couplings and Fittings for coupling pricing.

Pump Drops and Headers

Suction Vibration Isolation Pump Drop

SERIES 381

Refer to publication 102.11



SERIES 381 – SUCTION VIBRATION ISOLATION PUMP DROP

Pipe x Connection		Approx. Wgt Each *	Part Code	Price Each
inches				
3	x 2	44.9	KC43381PE0	\$7119.00
	x 2½	50.8	KC49381PE0	7135.50
	x 3	52.5	KC59381PE0	7463.50
4	x 2	79.7	KD29381PE0	8760.50
	x 2½	60.3	KD35381PE0	9131.00
	x 3	62.2	KD44381PE0	9289.00
	x 4	65.2	KD65381PE0	9598.00
5	x 2½	108.4	KE05381PE0	11753.00
	x 3	96.1	KE09381PE0	12811.00
	x 4	99.3	KE16381PE0	12729.00
	x 5	102.2	KM83381PE0	12800.50
6	x 3	152.6	KE71381PE0	12704.50
	x 4	118.6	KE79381PE0	12798.00
	x 5	121.9	KE90381PE0	12976.00
	x 6	124.9	KE98381PE0	14356.00
8	x 4	244.8	KF38381PE0	19722.50
	x 5	188.5	KF42381PE0	20215.50
	x 6	192.1	KF47381PE0	21382.00
	x 8	200.7	KF57381PE0	23995.00
10	x 6	351.2	KF91381PE0	33184.00
	x 8	360.5	KF96381PE0	33263.50
	x 10	372.6	KG01381PE0	33892.00
12	x 8	466.8	KG35381PE0	39920.00
	x 10	481.7	KG39381PE0	42555.50
	x 12	494.6	KG45381PE0	45040.50

NOTE: Items listed in shaded areas are non-cancellable and non-returnable.

* Estimated weight using Sch. 40 black carbon steel pipe

NOTE: A Victaulic Style 107N Rigid Coupling is required for the installation of this product (not supplied). Refer to Section 2 – Couplings and Fittings for coupling pricing.

For the Series 381 only, a Victaulic Style 177N or Style 77 Flexible Coupling is required for the installation of this product (not supplied). This flexible coupling needs to be installed in the piping above the rigid coupling that connects the Series 381 to the rest of the system. Refer to Section 2 – Couplings and Fittings for coupling pricing.

Pump Drops and Headers

Strainer Vibration Isolation Pump Drop

SERIES 382

Refer to publication 102.12



SERIES 382 – STRAINER VIBRATION ISOLATION PUMP DROP

Pipe x Connection		Vertical Connection Configuration		Horizontal Connection Configuration		Price Each	
		Approx. Wgt Each * lb	Part Code	Approx. Wgt Each * lb	Part Code		
3	x	2	68.8	KC43382PE0	82.3	KC43382PEE	\$7118.50
		2½	70.7	KC49382PE0	85.0	KC49382PEE	7313.00
		3	66.3	KC59382PE0	75.4	KC59382PEE	6873.00
4	x	2½	82.6	KD35382PE0	103.2	KD35382PEE	10182.00
		3	87.2	KD44382PE0	107.4	KD44382PEE	10397.00
		4	78.6	KD65382PE0	102.1	KD65382PEE	9950.50
5	x	2½	124.5	KE05382PE0	159.8	KE05382PEE	17168.50
		3	126.2	KE09382PE0	160.6	KE09382PEE	17254.50
		4	127.1	KE16382PE0	163.6	KE16382PEE	16836.50
		5	118.9	KM83382PE0	142.2	KM83382PEE	16016.00
6	x	4	166.5	KE79382PE0	185.6	KE79382PER	17994.00
		5	167.6	KE90382PE0	190.6	KE90382PER	18102.50
		6	155.7	KE98382PE0	192.9	KE98382PEE	18566.50
8	x	5	269.2	KF42382PE0	357.1	KF42382PEE	31118.00
		6	270.8	KF47382PE0	301.0	KF47382PER	28978.00
		8	255.1	KF57382PE0	362.5	KF57382PEE	29025.50
10	x	6	492.7	KF91382PE0	640.1	KF91382PEE	56758.50
		8	501.4	KF96382PE0	550.8	KF96382PER	54704.00
		10	463.5	KG01382PE0	594.0	KG01382PEE	53618.00
12	x	8	629.3	KG35382PE0	815.0	KG35382PEE	71962.50
		10	623.9	KG39382PE0	826.1	KG39382PEE	73332.50
		12	579.3	KG45382PE0	763.5	KG45382PEE	65246.50

NOTE: Items listed in shaded areas are non-cancellable and non-returnable.

* Estimated weight using Sch. 40 black carbon steel pipe

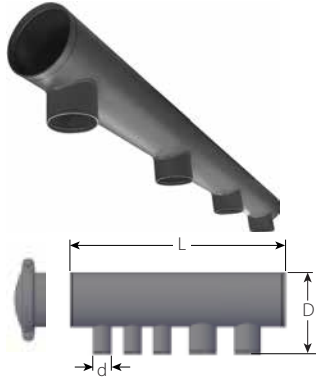
NOTE: A Victaulic Style 107N Rigid Coupling is required for the installation of this product (not supplied). Refer to Section 2 – Couplings and Fittings for coupling pricing.

Pump Drops and Headers

Outlet Header

NO. 26

Refer to publication 07.11.



NO. 26 OUTLET HEADER – CARBON STEEL STANDARD WEIGHT PAINTED ORANGE

Pipe Nominal Size D	Outlet Size d	Pipe Length L	Number of Outlets	
			1 – 3	4 – 6
inches		ft	Price Each	
2	¾ – 2	2 – 4	\$1516.50	+
		> 4 – 8	1780.50	+
		> 8 – 12	2045.00	\$2754.50
		> 12 – 16	2309.50	3018.50
		> 16 – 21	2768.50	3352.50
2½	¾ – 2½	2 – 4	1669.50	+
		> 4 – 8	2003.50	+
		> 8 – 12	2337.00	3116.00
		> 12 – 16	2671.00	3436.00
		> 16 – 21	3074.50	3853.50
3	¾ – 3	2 – 4	1794.50	+
		> 4 – 8	2198.00	+
		> 8 – 12	2587.50	3436.00
		> 12 – 16	2977.00	3825.50
		> 16 – 21	3464.00	4312.50
4	¾ – 4	2 – 4	1836.50	+
		> 4 – 8	2170.00	+
		> 8 – 12	2504.00	3422.00
		> 12 – 16	2838.00	3770.00
		> 16 – 21	3255.00	4187.00
6	¾ – 6	2 – 4	2267.50	+
		> 4 – 8	2726.50	+
		> 8 – 12	3185.50	4396.00
		> 12 – 16	3644.50	4868.50
		> 16 – 21	3255.00	5439.00
8	2 – 8	2 – 4	2796.00	+
		> 4 – 8	3408.00	+
		> 8 – 12	4043.00	5592.00
		> 12 – 16	4660.00	6218.00
		> 16 – 21	4034.00	6997.00
10	4 – 10	2 – 4	3477.50	+
		> 4 – 8	4298.50	+
		> 8 – 12	5119.00	7136.00
		> 12 – 16	5926.00	7957.00
		> 16 – 21	6955.00	8972.00

Pipe Nominal Size D	Outlet Size d	Pipe Length L	Number of Outlets	
			1 – 3	4 – 6
inches		ft	Price Each	
12	4 – 12	8 – 12	\$6162.50	\$8666.00
		> 12 – 16	7150.00	9654.00
		> 16 – 21	8388.00	10892.00
		> 21 – 24	9626.00	12130.00
14	4 – 14	14 – 16	7831.50	10739.00
		> 16 – 21	9139.00	12046.50
16	4 – 10	14 – 16	7984.50	10279.50
		> 16 – 21	9514.50	11810.00
	12 – 16	14 – 16	9153.00	12616.50
		> 16 – 21	10697.00	14160.50
18	4 – 10	14 – 16	8374.00	10669.00
		> 16 – 21	10029.50	12324.50
	12 – 14	14 – 16	9222.50	12366.00
		> 16 – 21	10878.00	14021.50
	16 – 18	14 – 16	10349.50	14619.50
		> 16 – 21	12004.50	16261.00
20	4 – 10	14 – 16	9153.00	11448.00
		> 16 – 21	11031.00	13326.00
	12 – 14	14 – 16	10001.50	13145.00
		> 16 – 21	11879.50	15023.00
	16 – 20	14 – 16	11921.00	16970.50
		> 16 – 21	13799.00	18848.50
24	4 – 10	14 – 16	10530.00	12811.50
		> 16 – 21	12811.50	15106.50
	12 – 14	14 – 16	11364.50	14508.50
		> 16 – 21	13660.00	16803.50
	16 – 18	14 – 16	12700.00	17179.00
		> 16 – 21	14995.00	19460.50
	20 – 24	14 – 16	14870.00	21505.00
		> 16 – 21	17151.50	23786.50

NOTE: Items listed in shaded areas are non-cancellable and non-returnable.

+ Quoted on application. Contact Victaulic for pricing and availability.

Contact Victaulic for other pipe materials, finishes, or sizes

NOTE: No. 26 Outlet Header available with optional Style 107N Rigid Coupling and No. 60 Cap. Refer to Section 2 – Couplings and Fittings for coupling and cap pricing.

Please see publication 07.11 for additional dimensions that will be required at time of order.

If there is a requirement of an instrumentation/vent tap in addition to the branches, additional taps of ¾", 1", 1¼", 1½", or 2" can be added for an additional cost of \$400 per tap.



Hole Cut Products



IPS Hole Cut Products

Mechanical-T Outlet

STYLES 920/920N

Refer to publication 11.02



Style 920 Female



STYLE 920 – FEMALE THREADED BRANCH

Size	Style	COMPLETE MECHANICAL-T Female Threaded Branch †				Spare Parts	
		Approx. Wgt. Ea. lb	Price Each		Bolts & Nuts Size inches	Standard Grade "E" or "T" Gaskets	
inches Run x Brch.	Number		Painted	Galv.			
2 x 1/2	920N	3.1	\$126.00	\$169.00	1/2 x 2 3/4	\$28.50	
	920N	3.1	126.00	169.00	1/2 x 2 3/4	28.50	
	920N	3.0	126.00	168.00	1/2 x 2 3/4	28.50	
	920N	3.5	149.00	195.50	1/2 x 2 3/4	46.50	
	920N	3.6	149.00	204.00	1/2 x 2 3/4	46.50	
2 1/2 x 1/2	920N	3.0	141.50	184.50	1/2 x 2 3/4	28.50	
	920N	3.0	141.50	184.50	1/2 x 2 3/4	28.50	
	920N	2.9	141.50	183.00	1/2 x 2 3/4	28.50	
	920N	3.5	193.00	250.00	1/2 x 3 1/4	46.50	
	920N	3.6	193.00	249.50	1/2 x 3	46.50	
3 x 1/2	920N	3.4	158.00	202.50	1/2 x 2 3/4	28.50	
	920N	3.4	163.50	205.50	1/2 x 2 3/4	28.50	
	920N	3.3	163.50	201.00	1/2 x 2 3/4	28.50	
	920N	3.8	219.50	300.50	1/2 x 2 3/4	46.50	
	920N	4.1	219.50	297.00	1/2 x 2 3/4	46.50	
	920N	4.9	257.00	341.50	1/2 x 3 1/4	49.00	
4 x 1/2	920N	3.7	193.00	248.00	1/2 x 2 3/4	28.50	
	920N	3.7	193.00	245.50	1/2 x 2 3/4	28.50	
	920N	3.6	193.00	245.50	1/2 x 2 3/4	28.50	
	920N	4.0	262.00	350.50	1/2 x 2 3/4	46.50	
	920N	4.2	262.00	350.50	1/2 x 2 3/4	46.50	
	920N	5.0	262.00	355.00	1/2 x 2 3/4	49.00	
	920	5.8	274.50	373.50	1 x 2 3/4	51.50	
	920	8.4	296.50	421.00	1 x 3 1/4	52.00	
5 x 1 1/2	920	7.7	325.00	449.50	5/8 x 4 3/4	46.50	
	920	8.2	337.00	463.00	5/8 x 4 3/4	49.00	
	920	8.3	359.00	493.50	5/8 x 4 3/4	51.50	
	920	8.4	386.00	525.50	5/8 x 4 3/4	52.00	
6 x 1 1/4	920N	-	-	-	1/2 x 2 3/4	46.50	
	920N	5.1	324.00	448.00	1/2 x 2 3/4	46.50	
	920N	5.6	357.50	447.50	1/2 x 2 3/4	49.00	
	920	7.6	346.00	478.00	5/8 x 4 3/4	51.50	
	920	8.4	357.50	492.00	5/8 x 4 3/4	52.00	
	920	10.1	392.50	549.00	5/8 x 4 3/4	69.50	
8 x 2	920	11.6	502.00	689.50	3/4 x 4 1/4	51.50	
	920	11.6	502.00	689.50	3/4 x 4 1/4	51.50	
	920	12.6	502.00	699.50	3/4 x 4 1/4	52.00	
	920	15.3	620.50	861.50	3/4 x 4 1/4	69.50	

NOTE: Items listed in shaded areas are non-cancellable and non-returnable.

Victaulic Hole Cutting Tool available, designed specifically for cutting holes to receive Mechanical-T outlet. See Pipe Preparation Tool Section for information.

† Some size Mechanical-T outlets are available with British Standard Pipe Threads (BSPT) female threaded outlets. Contact Victaulic for details.

* Supplied with British Standard Threads only, unless ordered otherwise.

§ Requires 1/2 x 3/4" bolts when used in cross configuration.

IPS Hole Cut Products

Mechanical-T Outlet

STYLES 920/920N

Refer to publication 11.02



Style 920 Grooved



STYLE 920 – GROOVED BRANCH

Size	Style	COMPLETE MECHANICAL-T Grooved Branch			Spare Parts	
		Approx. Wgt. Ea. lb	Price Each		Bolts & Nuts Size inches	Standard Grade "E" or "T" Gaskets
inches Run x Brch.	Number		Painted	Galv.		
2 x 1	920N	–	–	–	–	\$28.50
	920N	3.5	\$149.00	\$195.50	½ x 2¾	46.50
	920N	3.2	149.00	204.00	½ x 2¾	46.50
2½ x 1	920N	–	–	–	–	28.50
	920N	3.2	193.00	250.00	½ x 3¼	46.50
	920N	3.3	193.00	249.50	½ x 3	46.50
3 x 1	920N	–	–	–	–	28.50
	920N	3.7	219.50	299.00	½ x 2¾	46.50
	920N	3.8	219.50	297.00	½ x 2¾	46.50
	920N	3.5	257.00	349.50	½ x 3¼	49.00
3½ x 2	920N	5.0	368.00	509.50	½ x 2¾	49.00
4 x 1	920N	–	–	–	–	–
	920N	3.6	262.00	349.50	½ x 2¾	46.50
	920N	3.9	262.00	350.50	½ x 2¾	46.50
	920N	4.6	262.00	355.00	½ x 2¾	49.00
	920	5.0	274.50	373.50	½ x 2¾	51.50
	920	6.4	296.50	421.00	½ x 3¼	52.00
	920	7.6	325.00	449.50	5⁄8 x 4¾	46.50
5 x 2	920	8.0	337.00	463.00	5⁄8 x 4¾	49.00
	920	7.9	359.00	493.50	5⁄8 x 4¾	51.50
	920	8.8	386.00	525.50	5⁄8 x 4¾	52.00
	920	8.8	386.00	525.50	5⁄8 x 4¾	52.00
6 x 1¼	920N	4.8	324.00	448.00	½ x 2¾	46.50
	920N	5.1	324.00	448.00	½ x 2¾	46.50
	920N	5.6	357.50	447.50	½ x 2¾	49.00
	920	8.3	346.00	478.00	5⁄8 x 4¾	51.50
	920	9.9	357.50	492.00	5⁄8 x 4¾	52.00
	920	10.1	392.50	549.00	5⁄8 x 4¾	69.50
8 x 2	920	11.4	502.00	699.50	¾ x 4¼	51.50
	920	11.6	502.00	689.50	¾ x 4¼	51.50
	920	11.6	502.00	699.50	¾ x 4¼	52.00
	920	12.5	620.50	861.50	¾ x 4¼	69.50

NOTE: Items listed in shaded areas are non-cancellable and non-returnable.

Victaulic Hole Cutting Tool available, designed specifically for cutting holes to receive Mechanical-T outlet. See Pipe Preparation Tool Section for information.

† Some size Mechanical-T outlets are available with British Standard Pipe Threads (BSPT) female threaded outlets. Contact Victaulic for details.

§ Requires ½ x 3¼" bolts when used in cross configuration.

IPS Hole Cut Products

Mechanical-T Cross

STYLE 920/920N *

Refer to publication 11.03



The following combinations of *Mechanical-T* Crosses can be achieved with the use of two *Mechanical-T* Upper Housings of the same run size and the same or different outlet size. Most sizes of *Mechanical-T* outlets are available with either grooved or female threaded outlets. Your choice must be specified on each order.

STYLES 920/920N – MECHANICAL-T CROSS

Nominal Size inches				Style	COMPLETE MECHANICAL-T Cross with "E" or "T" Gasket †		
Run x Branch					Number	Painted	Galv.
		A	B				
2	x	2	x	1/2 x 1/2	920N	\$185.50	\$249.00
				1/2 x 3/4	920N	185.50	249.00
				1/2 x 1	920N	185.50	249.00
				1/2 x 1 1/4	920N	222.50	303.50
				1/2 x 1 1/2	920N	222.50	303.50
				3/4 x 3/4	920N	185.50	249.00
				3/4 x 1	920N	185.50	222.50
				3/4 x 1 1/4	920N	329.50	399.00
				3/4 x 1 1/2	920N	284.50	333.50
				1 x 1	920N	185.50	249.00
				1 x 1 1/4	920N	222.50	272.00
				1 x 1 1/2	920N	222.50	303.50
				1 1/4 x 1 1/4	920N	222.50	303.50
				1 1/2 x 1 1/4	920N	222.50	303.50
1 1/2 x 1 1/2	920N	222.50	303.50				
2 1/2	x	2 1/2	x	1/2 x 1/2	920N	208.00	208.00
				1/2 x 3/4	920N	208.00	243.00
				1/2 x 1	920N	208.00	243.00
				1/2 x 1 1/4	920N	284.50	333.50
				1/2 x 1 1/2	920N	284.50	303.50
				3/4 x 3/4	920N	208.00	243.00
				3/4 x 1	920N	208.00	243.00
				3/4 x 1 1/4	920N	284.50	333.50
				3/4 x 1 1/2	920N	284.50	303.50
				1 x 1	920N	208.00	243.00
				1 x 1 1/4	920N	284.50	333.50
				1 x 1 1/2	920N	284.50	272.00
				1 1/4 x 1 1/4	920N	284.50	333.50
				1 1/2 x 1 1/4	920N	284.50	333.50
1 1/2 x 1 1/2	920N	284.50	303.50				
3	x	3	x	1/2 x 1/2	920N	234.50	272.50
				1/2 x 3/4	920N	243.00	272.50
				1/2 x 1	920N	329.50	394.50
				1/2 x 1 1/4 §	920N	329.50	399.00
				1/2 x 1 1/2 §	920N	329.50	394.50
				1/2 x 2 §	920N	381.50	454.50

NOTE: Items listed in shaded areas are non-cancellable and non-returnable.

* Style 920 and Style 920N housings cannot be mated to achieve cross connections. Refer to publication 11.03, or contact Victaulic for details.

‡ Available grooved only.

IPS Hole Cut Products

Nominal Size inches				Style	COMPLETE <i>MECHANICAL-T</i> Cross with "E" or "T" Gasket †		
Run x Branch					Number	Painted	Galv.
		A	B				
3	x	3	x	¾ x ¾	920N	\$243.00	\$272.50
				¾ x 1	920N	329.50	394.50
				¾ x 1¼	920N	329.50	399.00
				¾ x 1½	920N	329.50	394.50
				¾ x 2	920N	381.50	454.50
				1 x 1	920N	243.00	272.50
				1 x 1¼	920N	329.50	329.50
				1 x 1½	920N	329.50	399.00
				1 x 2	920N	381.50	454.50
				1¼ x 1¼ ‡	920N	329.50	399.00
				1½ x 1¼ ‡	920N	329.50	399.00
				1½ x 1½ ‡	920N	329.50	394.50
				2 x 1¼ ‡	920N	381.50	454.50
				2 x 1½	920N	381.50	454.50
				2 x 2 ‡	920N	381.50	454.50
4	x	4	x	½ x ½	920N	284.50	329.50
				½ x ¾	920N	284.50	329.50
				½ x 1	920N	284.50	329.50
				½ x 1¼	920N	389.50	467.50
				½ x 1½	920N	389.50	467.50
				½ x 2	920N	389.50	467.50
				¾ x ¾	920N	284.50	329.50
				¾ x 1	920N	284.50	329.50
				¾ x 1¼	920N	389.50	467.50
				¾ x 1½	920N	389.50	467.50
				¾ x 2	920N	389.50	467.50
				1 x 1	920N	284.50	329.50
				1 x 1¼	920N	389.50	467.50
				1 x 1½	920N	389.50	467.50
				1 x 2	920N	389.50	467.50
				1¼ x 1¼	920N	389.50	467.50
				1½ x 1¼	920N	389.50	467.50
				1½ x 1½	920N	389.50	467.50
				2 x 1¼	920N	389.50	467.50
				2 x 1½	920N	389.50	467.50
				2 x 2	920N	389.50	467.50
2½ x 2½	920	410.50	558.00				
3 x 2½	920	441.00	562.00				
3 x 3	920	441.00	562.00				

NOTE: Items listed in shaded areas are non-cancellable and non-returnable.

* Style 920 and Style 920N housings cannot be mated to achieve cross connections. Refer to publication 11.03, or contact Victaulic for details.

‡ Available grooved only.

IPS Hole Cut Products

Nominal Size inches				Style	COMPLETE MECHANICAL-T Cross with "E" or "T" Gasket †		
Run x Branch					Number	Painted	Galv.
		A	B				
5	x	5	x	1½ x 1½	920	\$574.00	\$685.50
				2 x 1½	920	502.00	686.00
				2 x 2	920	502.00	617.50
				2½ x 1½	920	576.50	686.00
				2½ x 2	920	576.50	686.00
				2½ x 2½	920	576.50	686.00
				3 x 1½	920	575.00	686.00
				3 x 2	920	575.00	686.00
				3 x 2½	920	575.00	686.00
				3 x 3	920	575.00	686.00
6	x	6	x	1¼ ‡ x 1¼ ‡	920N	484.00	600.00
				1½ x 1¼ ‡	920N	484.00	600.00
				1½ x 1½	920N	484.00	600.00
				2 x 1½	920N	531.00	648.50
				2 x 2	920N	531.00	648.50
				2½ x 2½	920	515.50	618.00
				3 x 2½	920	531.00	648.50
				3 x 3	920	531.00	648.50
				4 x 2½	920	585.00	733.00
				4 x 3	920	585.00	733.00
8	x	8	x	2 x 2	920	749.00	922.00
				2½ x 2	920	749.00	922.00
				2½ x 2½	920	749.00	922.00
				3 x 2½	920	749.00	922.00
				3 x 3	920	749.00	922.00
				4 x 2½	920	927.00	1115.00
				4 x 3	920	927.00	1115.00

NOTE: Items listed in shaded areas are non-cancellable and non-returnable.

* Style 920 and Style 920N housings cannot be mated to achieve cross connections. Refer to publication 11.03, or contact Victaulic for details.

‡ Available grooved only.

IPS Hole Cut Products

Strapless Outlet

STYLE 923

Refer to publication 11.05



4 – 8”



10” – Up



STRAPLESS OUTLET – WITH GRADE “E” OR “T” GASKET

Nominal Size	COMPLETE STRAPLESS OUTLET With “E” or “T” Gasket *	
	Approx. Wgt. Per Unit lb	Price Per Unit
inches		
4 – 8 x ½ NPT IPS	2.28	\$332.00
4 – 8 x ¾ NPT IPS	2.28	332.00
10 and larger x ½ NPT IPS	2.16	332.00
10 and larger x ¾ NPT IPS	2.16	332.00

NOTE: Items listed in shaded areas are non-cancellable and non-returnable.

Thermometer Outlet

STYLE 924

Refer to publication 11.06



4 – 8”



10” – up

THERMOMETER OUTLET – WITH GRADE “E” GASKET

Nominal Size	COMPLETE THERMOMETER OUTLET With “E” or “T” Gasket	
	Approx. Wgt. Per Unit lb	Price Per Unit
inches		
4 – 8 for 6 Stem #	3.78	\$526.00
10 Flat for 6 Stem #	3.78	526.00

NOTE: Items listed in shaded areas are non-cancellable and non-returnable.

Thermometer Outlet is internally threaded to 1¼ - 18 NEF 2B.

IPS Hole Cut Products

Vic-Tap II

STYLE 931 MECHANICAL-T AND BALL VALVE

for use with the Vic-Tap II Hole Cutting Tool



Vic-Tap II Style 931 is a bolted branch connection with a full port ball valve permitting tapping pressurized systems up to 500 psi. The ductile iron housing has hardened steel teeth set into the housing which grip the pipe as bolts are tightened. Two standard gaskets are available: Grade "E" EPDM or Grade "T" nitrile. Specify choice on order.

Various outlet sizes can be obtained from the standard 2½" size down using reducers.

See Section 12 – Pipe Preparation Tools for compatible *Vic-Tap* Hole Cutting Tool information.

Size	Complete <i>Vic-Tap</i> II Assembly with Complete <i>Mechanical-T</i> Grade "E" or "T" Gasket and Ball Valve	
Run x Branch	Approx. Wgt. lb	List Price
4 x 2½	12.0	\$6308.00
5 x 2½	13.0	6308.00
6 x 2½	14.0	6308.00
8 x 2½	15.0	6308.00

NOTE: Items listed in shaded areas are non-cancellable and non-returnable.

Valves and Specialties



Grooved IPS Pipe Valves

Grooved IPS Valves

Vic-300 MasterSeal™ Butterfly Valve

SERIES 761

300 psi WP
 EPDM "E", Nitrile "T", or Viton Fluoroelastomer "O" Seat
 Ductile Iron Nickel Coated, Aluminum Bronze or Stainless Steel Disc
 Refer to publication 08.20.
 Specify seat material, disc/stem material and operator when ordering. For power actuation, contact Victaulic for your nearest authorized valve actuation centre.



Gear Operator

10-Position Handle

FIGURE NO. CONFIGURATION:	PRODUCT	SIZE CODE	SERIES	BODY	DISC/STEM	SEAT	OPERATOR
V - XXX - 76 - 1 - S - E - ZZ	Valve	See Below	761	Ductile Iron	D.I./SS, Al Brz/SS, or SS/SS	"E", "T", or "O"	See Below
	V	XXX	76	1	S, B or X	E, T, or O	ZZ

Example: V-040-76-1-S-E-3 is a 4-inch with "E" EPDM Seat and Aluminum Gear Operator

Nominal Size inches		2"	2½"	3"	4"	5"	6"	8"	10"	12"
Size Code	XXX	020	024	030	040	050	060	080	100	120
BARE VALVES		Bare - Price Each								
EPDM "E" Seat V - XXX - 76 - 1 - S - E - 00	00	\$869.00	\$1135.00	\$1197.00	\$1814.00	\$2620.50	\$2717.00	\$3522.00	\$5109.50	\$6596.50
Nitrile "T" Seat V - XXX - 76 - 1 - S - T - 00	00	869.00	1135.00	1197.00	1814.00	2620.50	2717.00	3522.00	5109.50	6596.50
Viton "O" Seat V - XXX - 76 - 1 - S - O - 00	00	1034.00	1316.00	1413.00	2096.50	2923.50	3198.50	4178.50	5797.00	7445.50
Approx. Weight Each Lbs		3.5	5.0	6.0	9.3	16.8	20.0	34.3	72.0	88.0
Valves Complete With Operator - "E" EPDM or "T" Nitrile Seat - D.I. Nickel Coated Disc										
With 10-Position Handle		Complete Valve - Price Each								
10-Position handle with Memory Stop	2	\$1152.00	\$1417.00	\$1479.50	\$2039.50	\$2902.50	\$3129.50	\$3928.00	\$6702.00	\$7496.50
10-Position handle Tamperproof	4	1310.50	1576.50	1639.00	2198.00	3062.50	3289.00	4089.00	N/A	N/A
Approx. Weight Each Lbs		6.0	7.5	8.5	11.8	20.0	23.2	37.5	84.0	100.0
With Gear Operator (Alum. Hsg.)		Complete Valve - Price Each								
Gear Operator	3	\$2410.50	\$2714.50	\$2785.00	\$3146.00	\$4004.00	\$4562.50	\$5036.50	\$6702.00	\$8253.50
Approx. Weight Each Lbs		5	6.0	7.5	8.5	11.8	20.8	24.0	38.3	81.5
Gear Operator with Memory Stop	5	2632.50	2938.00	3008.00	3367.50	4226.50	4841.50	5363.00	6890.50	8556.50
Gear Operator with Chain Wheel	6	3122.00	3426.00	3496.00	3856.00	4714.00	5979.50	6453.50	8594.00	10262.50
Gear Operator with Mem. and Chain Wheel	7	3344.50	3648.50	3717.50	4078.50	4938.00	6258.00	6779.00	8897.50	10564.00
AWWA Gear Operator with 2" Sq. AWWA Nut	8	+	+	+	+	+	+	+	+	+

NOTE: Items listed in shaded areas are non-cancellable and non-returnable.

N/A - Not available.

Specify seat material, disc/stem material and operator when ordering.

+ Quoted on application. Contact Victaulic for pricing and availability.

Grooved IPS Pipe Valves

Nominal Size inches		2"	2½"	3"	4"	5"	6"	8"	10"	12"
Size Code	XXX	020	024	030	040	050	060	080	100	120
Valves Complete With Operator - "E" EPDM or "T" Nitrile Seat - Aluminum Bronze Disc/SS Stems										
With 10-Position Handle	ZZ	Complete Valve - Price Each								
10-Position handle with Memory Stop	2	\$1369.00	\$1742.50	\$2022.00	\$2768.00	\$4144.50	\$5016.50	N/A	N/A	N/A
10-Position handle Tamperproof	4	1528.00	1903.00	2182.00	2927.00	4303.00	5175.00	N/A	N/A	N/A
Approx. Weight Each Lbs		6.0	7.5	8.5	11.8	20.0	23.2	37.5	84.0	100.0
With Gear Operator (Alum. Hsg.)	ZZ	Complete Valve - Price Each								
Gear Operator	3	\$2668.00	\$3040.50	\$3328.50	\$3494.50	\$5238.50	\$6124.50	+	+	+
Approx. Weight Each Lbs		6.0	7.5	8.5	11.8	20.8	24.0	38.3	81.5	97.5
Valves Complete With Operator - "E" EPDM or "T" Nitrile Seat - Stainless Steel Disc/Stems										
With 10-Position Handle	ZZ	Complete Valve - Price Each								
10-Position handle with Memory Stop	2	\$1934.50	\$2355.00	\$2425.50	\$3017.50	\$4466.50	\$5105.50	\$7730.00	\$12232.50	\$14635.50
10-Position handle Tamperproof	4	2094.00	2514.50	2584.00	3175.50	4626.00	5265.50	7888.50	N/A	N/A
Approx. Weight Each Lbs		6.0	7.5	8.5	11.8	20.0	23.2	37.5	84.0	100.0
With Gear Operator (Alum. Hsg.)	ZZ	Complete Valve - Price Each								
Gear Operator	3	\$3191.50	\$3654.00	\$3730.50	\$4122.50	\$5568.00	\$6539.00	\$8838.00	\$12232.50	\$15392.50
Approx. Weight Each Lbs		6	7.5	8.5	11.8	20.8	24.0	38.3	81.5	97.5
Valves Complete With Operator - "O" Viton Fluoroelastomer Seat - D.I. Nickel Coated Disc.										
With 10-Position Handle	ZZ	Complete Valve - Price Each								
10-Position handle with Memory Stop	2	\$1320.50	\$1601.50	\$1698.50	\$2325.00	\$4307.00	\$3617.50	\$4589.50	\$7409.50	+
10-Position handle Tamperproof	4	1460.50	1738.50	1834.00	2451.50	4407.50	3726.50	4686.50	N/A	N/A
Approx. Weight Each Lbs		6.0	7.5	8.5	11.8	20.0	23.2	37.5	84.0	100.0
With Gear Operator (Alum. Hsg.)	ZZ	Complete Valve - Price Each								
Gear Operator	3	\$2596.00	\$2916.50	\$3023.00	\$3445.00	\$4782.50	\$5070.00	\$5713.00	\$7409.50	\$9123.00
Approx. Weight Each Lbs		6.0	7.5	8.5	11.8	20.8	24.0	38.3	81.5	97.5
Gear Operator with Memory Stop	5	\$2783.00	\$3100.00	\$3204.00	\$3620.00	\$4715.50	\$5279.50	\$5961.00	\$7798.00	\$9675.00
Gear Operator with Chain Wheel	6	3272.50	3587.00	3693.00	4108.50	5202.50	6417.00	7052.00	9571.00	11448.00
Gear Operator with Mem. and Chain Wheel	7	3457.00	3809.50	3913.00	4331.00	5425.50	6696.00	7378.00	9884.50	11762.00
AWWA Gear Operator with 2" Sq. AWWA Nut	8	+	+	+	+	+	+	+	+	+
Valves Complete With Operator - "O" Viton Fluoroelastomer Seat -Aluminum Bronze Disc/SS Stems										
With 10-Position	ZZ	Complete Valve - Price Each								
10-Position handle with Memory Stop	2	\$1518.50	\$1905.00	\$2218.50	\$3020.50	+	\$5453.50	N/A	N/A	N/A
10-Position handle Tamperproof	4	1677.50	2064.50	2338.50	3182.00	+	5613.00	N/A	N/A	N/A
Approx. Weight Each Lbs		6.0	7.5	8.5	11.8	20.0	23.2	37.5	84.0	100.0
With Gear Operator (Alum. Hsg.)	ZZ	Complete Valve - Price Each								
Gear Operator	3	+	+	+	\$4184.50	+	\$6982.50	+	+	+
Approx. Weight Each Lbs		6.0	7.5	8.5	11.8	20.8	24.0	38.3	81.5	97.5

NOTE: Items listed in shaded areas are non-cancellable and non-returnable.

+ Quoted on application. Contact Victaulic for pricing and availability.

N/A - Not available.

Specify seat material, disc/stem material and operator when ordering.

Grooved IPS Pipe Valves

Nominal Size inches		2"	2½"	3"	4"	5"	6"	8"	10"	12"
Size Code	XXX	020	024	030	040	050	060	080	100	120
Valves Complete With Operator - "O" Viton Fluoroelastomer Seat - Stainless Steel Disc/Stems										
With 10-Position Handle	ZZ	Complete Valve - Price Each								
10-Position handle with Memory Stop	2	\$2113.00	\$2552.00	\$2655.50	\$3316.00	\$5463.50	\$5620.50	\$8442.50	+	+
10-Position handle Tamperproof	4	2242.50	2676.00	2779.50	3412.50	5291.50	5703.00	8487.50	N/A	N/A
Approx. Weight Each Lbs		6.0	7.5	8.5	11.8	20.0	23.2	37.5	84.0	100.0
With Gear Operators (Alum. Hsg.)	ZZ	Complete Valve - Price Each								
Gear Operator	3	\$3613.50	\$3867.00	\$3981.00	\$4184.50	\$6409.50	\$6982.50	\$9566.50	\$13016.50	\$16361.50
Approx. Weight Each Lbs		6.0	7.5	8.5	11.8	20.8	24.0	38.3	81.5	97.5
Kits		Kits - Price Each								
Spare Handwheel		\$102.00	\$102.00	\$102.00	\$102.00	\$228.50	\$228.50	\$228.50	\$235.50	\$235.50
Chain Wheel		780.50	780.50	780.50	780.50	1548.50	1548.50	1548.50	1548.50	1548.50
Memory Stop for Gear Operator		771.00	771.00	771.00	771.00	796.50	796.50	796.50	796.50	796.50
Gear Operator		1825.00	1825.00	1825.00	2222.00	2222.00	2222.00	2405.50	2766.50	2766.50
10-Position handle with Memory Stop		1041.50	1041.50	1041.50	1041.50	1224.50	1224.50	1224.50	+	+
10-Position handle Tamperproof		1829.00	1829.00	1829.00	1829.00	1959.50	1959.50	1959.50	+	+

NOTE: Items listed in shaded areas are non-cancellable and non-returnable.

N/A - Not available.

Specify seat material, disc/stem material and operator when ordering.

+ Quoted on application. Contact Victaulic for pricing and availability.

V - 040 - 76 1 S E - 0

Type	In./mm	Size Code	Series	Body Material	Disc/Stem	Seat	Operator
V	2/50	020	76 -Iron/IPS	1 - Ductile Iron	S - Ductile Iron/416SS	E - EPDM	0 - Bare
	2½/65	024			B - Aluminum Bronze/416SS	T - Lubricated Nitrile	2 - 10-Position handle with memory stop
	76.1 mm	761			V - Thermal Barrier	O - Fluoro-elastomer	3 - Gear operator
	3/80	030			X - CF8M/416SS		4 - Lever lock with tamper resistant device (8"/200 mm)
	4/100	040					5 - Gear operator with memory stop
	108.0 mm	108			9 - Special *	9 - Special*	6 - Gear operator with chain wheel
	5/125	050					7 - Gear operator with memory stop and chain wheel
	133.0 mm	133					8 - Gear operator with AWWA 2" square oper. nut
	139.7 mm	139					
	6/150	060					
	159.0 mm	159					
	165.1 mm	165					
	8/200	080					9 - Special*
	10/250	100					
	12/300	120					

NOTES:

* Details required with order

Grooved IPS Pipe Valves

AGS™ AGS Vic-300 300 psi Butterfly Valve

SERIES W761

Refer to publication 20.06



Series Vic-300 300 psi

AGS SERIES VIC-300 300-PSI BUTTERFLY VALVES

Size		AGS Series Vic-300 Bare Valve ‡ With "E" or "T"		AGS Series Vic-300 With Gear Operator ‡ With "E" or "T"	
Actual inches	Size Code	Approx. Weight Each	Price Each	Approx. Weight Each	Price Each
		lb	1182-00	lb	1182-20
14	140	125.0	\$11030.50	156.0	\$11301.00
16	160	153.0	12876.50	201.0	13114.00
18	180	199.0	15296.00	217.7	16537.50
20	200	285.0	17853.00	384.2	22746.00
24	240	451.0	21550.50	605.0	26371.50

Size		Gear Operator Options †	
Actual inches	Size Code	Series Vic-300 With Gear Oper. ‡ and Memory Stop † with "E" or "T"	Series Vic-300 With Gear Oper. ‡ and Chainwheel with "E" or "T"
		1582-21	1582-22
14	140	\$12193.00	\$13279.00
16	160	13998.00	14999.50
18	180	17423.50	18416.50
20	200	23637.50	24179.00
24	240	27253.00	27623.00

NOTE: Items listed in shaded areas are non-cancellable and non-returnable.

‡ 2" nut, in lieu of handwheel, available at no additional charge. Specify clearly on order.

† Must be ordered at time of purchase. This option is not designed for field installation.

Gear Operators available with both memory stop and chain wheel - add both adders (1 ___ - 24).

NOTE: When ordered separately, chain wheels and memory stops are non-cancellable and non-returnable.

V - 180 - 1 5 8 2 - 20

Type	Act. In./mm	Size Code	Pressure Rating	Body	Closure Coupling Gasket Grade	Bracket	Accessories*	
V	14/350	140	3 - 300 psi (3)	5 - PPS Coated Iron	3 - Iron disc w/fluoro-elastomer Seat/Stainless Steel stems - "O"	0 - No Bracket 2 - Standard	00 - Bare 20 - Gear operator 21 - Gear operator with memory stop 22 - Gear operator with chain wheel 23 - Gear operator with AWWA square operating nut	
	16/400	160						
	18/450	180						
	20/500	200			9 - Special*	7 - Iron disc w/Nitrile Seat/Stainless Steel stems - "T"	9 - Special*	24 - Gear operator with memory stop and chain wheel 29 - Non-std. gear operator*
	24/600	240				8 - Iron disc w/EPDM Seat/Stainless Steel stems - "E"		
					9 - Special*		9 - Special*	

*Details required

SECTION 4
GROOVED IPS PIPE VALVES

Grooved IPS Pipe Valves

AGS™ AGS Butterfly Valve

SERIES W709
Refer to publication 20.07



SERIES W709 – 150 PSI

Size Actual inches	Approx. Weight Each	Series W709 with Gear Operator
	lb	Price Each
26	859.8	+
28	1024.9	+
30	1300.4	+
32	1608.9	+
36	2159.9	+
40	3151.7	+
42	3438.2	+
46	4430.0	+
48	4749.6	+

NOTE: Items listed in shaded areas are non-cancellable and non-returnable.

+ Quoted on application. Contact Victaulic for pricing and availability.

300-psi Butterfly Valve

SERIES 706

SERIES 706 300-PSI BUTTERFLY VALVES



Series 706 300 psi

Size		Approx. Weight Each	Series 706 Bare Valve ‡ With "E" or "T"	Series 706 Bare Valve ‡ With "O"	Approx. Weight Each	Series 706 With Gear Operator ‡ With "E" or "T"	Series 706 With Gear Operator ‡ With "O"
Actual inches	Size Code	lb	3182-00	3132-00	lb	3182-20	3132-20
14	140	125.0	\$13540.00	\$16412.50	152.0	\$22749.00	\$23611.00
16	160	153.0	15806.50	23020.00	187.0	28300.00	35515.50
18	180	199.0	18774.50	24421.50	257.0	35461.00	41107.00
20	200	285.0	21914.50	28656.50	355.0	43822.50	50565.00
24	240	451.0	26451.50	37574.00	522.0	61381.50	72502.00

Size		Gear Operator Options ‡	
Actual inches	Size Code	Memory Stop †	Chain Wheel
14	140	+	\$4786.50
16	160	+	4786.50
18	180	+	4786.50
20	200	+	4786.50
24	240	+	4786.50

NOTE: Items listed in shaded areas are non-cancellable and non-returnable.

+ Quoted on application. Contact Victaulic for pricing and availability.

‡ 2" nut, in lieu of handwheel, available at no additional charge. Specify clearly on order.

Important: Series 706 valves must not be used with AGS products. Series W761 *Vic-300* AGS butterfly valves and Series W709 butterfly valves must be used on Advanced Groove System (AGS) piping systems.

† Must be ordered at time of purchase. This option is not designed for field installation.

Gear Operators available with both memory stop and chain wheel - add both adders (1 _ _ _ - 24).

NOTE: When ordered separately, chain wheels and memory stops are non-cancellable and non-returnable.

See AGS *Vic-300*/Series 706 Valve Figure Numbering Chart on previous page.

Grooved IPS Pipe Valves

Butterfly Valve

SERIES 700

Refer to publication 08.05



SERIES 700 – 200 PSI

Nominal Size		Valve with Two Position Padlockable Handle		
inches	Size Code	Approx. Wgt. Each lb	Standard Trim Price Each	Stainless Steel Trim Price Each
1½	014	2.8	\$973.00	\$1742.50
2	020	3.3	1036.00	1742.50
2½	024	6.4	1311.00	1781.50
3	030	6.8	1482.00	1846.00
4	040	12.1	2058.50	2543.00
5	050	26.1	2972.00	-
6	060	32.5	3235.50	3909.50

NOTE: Items listed in shaded areas are non-cancellable and non-returnable.

Series 700 are available with chainwheels. Contact Victaulic for details.

± 2" nut, in lieu of handwheel, available at no additional charge. Specify clearly on order (2 ___ -DD) - see Valve Numbering System on next page.

V - 020 - 2 A A A - 10

Type	Nom. In./mm	Size Code	Pressure Rating	Seat/Liner	Disc & Trim	Body Style	Operator
V	1½/40	014	2 - 200 psi	A - Grade "E" (EPDM) rubber-lined steel	A - Al-Bronze	A - Standard	10 - Two Position Lever Handle
	2/50	020			B - Stainless steel		
	2½/65	024		B - Grade "T" (Nitrile) rubber-lined steel	C - Chrome plated Al-Bronze		
	3/80	030					
	4/100	040					
	5/125	050					
	6/150	060		9 - Special*			

NOTE: * Details required

Butterfly Valve

SERIES 7B2

Refer to publication 10.12



SERIES 7B2

Nominal Size	Approx. Wgt. Each	With Gear Operator	
		Without Tap	With Tap
2½	9.8	\$2849.00	\$2849.00
3	10.5	2922.50	2922.50
4	16.5	3300.50	3300.50
6	25.2	-	4788.00
8	59.0	5286.00	5286.00
10	96.0	7595.50	7595.50

NOTE: Items listed in shaded areas are non-cancellable and non-returnable.

Grooved IPS Pipe Valves

Grooved End Ball Valve

SERIES 726

Refer to publication 08.23



1½ - 3"



4 - 6"

SERIES 726 - PLATED STEEL OR STAINLESS STEEL TRIM

Nominal Size inches	Approx. Weight Each lb	Valve Complete With Handle & Tamper Resistant Lock/Seal Option	Valve Complete With Gear Operator
WITH CARBON STEEL CHROME PLATED TRIM			
1000 psi		1166-15	1166-20
1½	4.4	\$715.50	+
2	6.5	841.50	\$7838.50
2½	10.4	2112.00	+
3	14.9	3040.00	5178.00
800 psi		8166-15	8166-20
4	41.5	\$4370.50	\$6508.00
6	78.5	16707.00	18983.00
WITH STAINLESS STEEL TRIM			
1000 psi		1126-15	1126-20
1½	4.8	\$1051.00	+
2	7.5	1221.00	+
2½	11.6	2638.00	+
3	17.2	3641.50	\$5778.00
800 psi		8126-15	8126-20
4	45.0	\$5257.50	\$7396.50
6	82.0	18038.00	20316.50

NOTE: Items listed in shaded areas are non-cancellable and non-returnable.

Series 726 valves are available with electric, pneumatic, and hydraulic actuators or chain wheels. Contact Victaulic for details.

+ Quoted on application. Contact Victaulic for pricing and availability.

Grooved End Ball Valve

SERIES 721

Refer to publication 08.14



SERIES 721 GROOVED END BALL VALVE

Nominal Size inches	Approx. Weight Each lb	Valve Complete With 2-Position Handle Price Each
4	32.4	\$5466.00
6	75.0	20896.50

NOTE: Items listed in shaded areas are non-cancellable and non-returnable.

B - 040 - 8 6 6 6 - 15

Type	Act. In./mm	Size Code	Pressure Rating	Body	Ball & Stem	Seat	Operator
B	4/100 6/150	040 060	8 - 800 psi/ 5515 kPa	1 - Iron	6 - Carbon steel, chrome plate	6 - Reinforced TFE	15 - 2 Position handle

Grooved IPS Pipe Valves

Ball Valve 1500 psi

SERIES 727

Refer to publication 08.42



Bare Valve
Groove x Groove



With Lever Handle

SERIES 727 – BARE VALVE WITH CARBON STEEL OR STAINLESS STEEL TRIM

Nominal Size inches	Approx. Wgt. Each lb	Price Each			
		Bare Valve with Carbon Steel Trim	Bare Valve with Carbon Steel Trim and Freeze Port Option	Bare Valve with Stainless Steel Trim	Bare Valve with Stainless Steel Trim and Freeze Port Option
Grooved x Grooved					
2	7.2	\$2064.50	\$2209.50	\$2167.00	\$2319.50
2½	11.2	5356.00	–	5624.50	–
3	16.8	3655.50	3912.00	3839.00	4107.50
4	36.3	6033.50	6456.00	6563.50	6779.00
6	86.5	15710.00	–	18067.00	–
Grooved x Threaded					
3	17.6	\$3839.00	\$4066.00	\$4170.50	\$4313.00
4	37.4	6335.00	6533.00	6768.00	7118.50

SERIES 727 – LEVER HANDLE WITH CARBON STEEL OR STAINLESS STEEL TRIM

Nominal Size inches	Approx. Wgt. Each lb	Price Each			
		Lever Handle with Carbon Steel Trim	Lever Handle with Carbon Steel Trim and Freeze Port Option	Lever Handle with Stainless Steel Trim	Lever Handle with Stainless Steel Trim and Freeze Port Option
Grooved x Grooved					
2	8.4	\$2090.50	\$2234.50	\$2193.50	\$2345.00
2½	12.4	5383.00	–	5650.00	–
3	18.0	3686.00	3941.50	3868.50	4137.50
4	37.5	6064.00	6486.00	6365.50	6808.00
6	87.7	15770.50	–	18126.00	–
Grooved x Threaded					
3	18.8	\$3868.50	\$4137.50	\$4060.50	\$4342.50
4	38.5	6365.50	6808.00	6682.50	7147.00

NOTE: Items listed in shaded areas are non-cancellable and non-returnable.

When ordered separately, handles and locking device kits are non-cancellable and non-returnable.

Ball Valve

SERIES 722

(Threaded)
600 psi (WOG)
Refer to publication 08.15



SERIES 722 – BALL VALVE

Nominal Size inches	Approx. Wgt. Each lb	Price Each
¼	0.2	\$63.50
⅜	0.3	67.50
½	0.4	81.50
¾	0.7	113.00
1	1.0	166.50
1¼	1.5	268.50
1½	2.1	345.00
2	2.4	438.50

NOTE: Items listed in shaded areas are non-cancellable and non-returnable.

UL Listed, FM Approved in ½" and larger sizes.

SECTION 4
GROOVED IPS PIPE VALVES

Grooved IPS Pipe Valves

Check Valve

SERIES 712

Refer to publication 08.11



Series 712 Swing check valve is available with Grade "E", "T" or "O" seat, bumper and bonnet closure gasket. Specify choice on order. Contact Victaulic for details.

Swinger check valves are supplied with bonnet cap drilled and tapped with 1/2" NPT pipe plug for chemical injection or other auxillary connections.

SERIES 712 – GRADE "E" OR "T" OR GRADE "O" WITH DUCTILE IRON BODY

Nominal Size inches	Approx. Wgt. Ea. lb	Grade "E" or "T" Price Each	Grade "O" Fluoroelastomer Price Each
2	11.6	\$1205.50	\$2078.50
2½	18.0	1532.00	2618.00
3	22.5	1763.00	2785.00
4	38.0	2491.00	4064.50

Series 712 Swinger check valve is available with "E", "T" or Grade "O" Fluoroelastomer set, bumper and bonnet closure gasket. Specify choice on order. Contact Victaulic for details.

NOTE: Items listed in shaded areas are non-cancellable and non-returnable.

SERIES 712 DISC KIT

Nominal Size inches	Disc Kit	
	Grade "E" or "T"	Grade "O"
2	\$523.50	\$898.50
2½	662.50	1129.50
3	762.50	1202.00
4	1076.50	1502.00

NOTE: Items listed in shaded areas are non-cancellable and non-returnable.

High Pressure Check Valve

SERIES 713

Refer to publication 08.54



SERIES 713 – GRADE "E" OR "T" WITH DUCTILE IRON BODY

Nominal Size inches	Approx. Weight Each lb	Grade "E" or "T" Price Each
2	11.6	\$1289.50
2½	18.0	1477.00
3	22.5	1716.00
4	38.0	2438.00

NOTE: Items listed in shaded areas are non-cancellable and non-returnable.

Grooved IPS Pipe Valves

Balancing Plug Valve

SERIES 377

(AWWA Dimensions) Use with Style 307 Transition coupling for IPS pipe.

Refer to publication 08.12



SERIES 377 – BALANCING PLUG VALVE

Nominal Size inches	With Lever Operator		With Gear Operator		
	Approx. Wgt. Each lb	Price Each	Gear Operator Style	Approx. Wgt. Each lb	Price Each
3	47.0	\$5340.00	MX	39.0	\$8389.50
4	54.0	5533.50	MX	46.0	8772.00
6	89.0	6637.50	MZ	90.0	9864.50
8 (100 – 175 psi)	–	–	MZ	140.0	15296.00
10	–	–	MV	218.0	18493.00
12	–	–	MA	308.0	27773.50

NOTE: Items listed in shaded areas are non-cancellable and non-returnable.

Series 377 Plug Valve offers throttling function and does not include flow measurement.

AWWA sized grooved ends. For use in NPS systems, use Style 307 transition couplings.

Available standard with EPDM (Grade “E”) or Nitrile (Grade “T”). Specify choice on order. Coated plug, welded nickel seat and lever or gear operator complete with memory stop.

Vic-Check Check Valve

SERIES 716H/716

Refer to publication 08.08



Series 716H
2 – 3”



Series 716
4 – 12”

SERIES 716H/716 – VIC-CHECK CHECK VALVE

Nominal Size inches	Size Code	Approx. Weight Each lb	“E” or “T” Price Each	“O” Price Each
2	020	10.7	\$1381.50	\$1465.00
2½	024	3.6	1385.50	+
3	030	4.5	1512.50	+
4	040	16.0	2072.00	2421.50
5	050	20.0	2717.00	+
6	060	28.0	3201.50	+
8	080	40.0	4570.00	+
10	100	100.0	10995.00	+
12	120	140.0	13030.00	+

NOTE: Items listed in shaded areas are non-cancellable and non-returnable.

For Series 716 sizes 4–12” only – Drilling, tapping and plugs are available. Contact Victaulic for pricing and delivery.

Valves come standard untapped – optional two ½” NPT drain holes. One hole on each side of seat also available as an option.

+ Quoted on application. Contact Victaulic for pricing and availability.

Grooved IPS Pipe Valves

AGS Double Disc Vic-Check Valve

AGS SERIES W715
Refer to publication 20.08



AGS SERIES W715 – VIC-CHECK CHECK VALVE

Nominal Size inches	Approx. Weight Each lb	Grade "E" Price Each
14	140.0	\$10693.50
16	160.0	14479.50
18	180.0	16892.50
20	200.0	22757.50
24	240.0	33225.00

NOTE: Items listed in shaded areas are non-cancellable and non-returnable.

Venturi Check Valve

SERIES 779
Refer to publication 08.10



SERIES 779 – VENTURI CHECK VALVE

Nominal Size inches	Size Code	Approx. Weight Each lb	Valve * Complete Price Each	Flow Measuring Kit ONLY Price Each
4	040	16.0	\$3217.50	\$921.50
5	050	20.0	4161.00	921.50
6	060	28.0	4347.50	921.50
8	080	40.0	5716.00	921.50
10	100	100.0	11950.00	921.50
12	120	140.0	13985.00	921.50

NOTE: Items listed in shaded areas are non-cancellable and non-returnable.

* Valve complete includes Venturi Check valve, drilled, tapped and plugged with Flow Measuring Kit enclosed (field assembly required). Flow Measuring Kit includes extension nipples, bronze access valves, quick disconnect for meter connection and flow chart tag to affix to the valve.

NOTE: Valve comes with two 1/8" NPT drain holes and plug, one hole on each side of valve.

C - 040 - 1 4 1 0 - 02

Type	Act. In./mm	Size Code	Body Material	Disc	Seat	Agency	Accessories
C	2 1/2/65 ⁷	024	1 - D.I.	1 - All-Bronze with EPDM ¹	1 - Nickel **	0 - None	00 - None
	76.1 mm	076	3 - Coated	2 - All-Bronze with Nitrile ¹	2 - PPS coated D.I. ¹		02 - Flow Measuring Kit (Series 779) ^{4,5}
	3/80 ⁷	030	D.I.*	3 - All-Bronze with Viton ¹			05 - 1/2" Taps with Plugs for Drains ^{5,6}
	4/100	040		4 - D.I. with EPDM Encapsulation ³			06 - 2" Drain Tap with 1/4" Taps on Bottom of Valve
	5/125	050	9 - Special*	5 - D.I. with Nitrile Encapsulation ³			25 - Flow Measuring Kit with Drains
	139.7 mm	139		6 - D.I. with Fluoroelastomer Encapsulation ³			
	6/150	060					
	165.1 mm	165					
	8/200	080		9 - Special*			
	10/250	100					
	12/300	120					

NOTES:

*Details must be provided with order

1 - 2 1/2/65 mm, 76.1 mm and 3/80 mm sizes only

3 - Sizes 4 – 12/100 – 300 mm only

4 - This code is for Series 779 valves only (Example: C-060-1410-02)

5 - Sizes 4 – 12/100 – 300 mm only

6 - Includes two 1/2" taps on bottom of valve – one each upstream and downstream of disc

7 - Size Limitations: 76.1 mm and 3/80 mm sizes are not available in Series 779 configurations

** - 4/100 mm and larger are always nickel

Grooved IPS Pipe Valves

Triple Service BFV/Check Valve Combination

**WITHOUT VENTURI FLOW
MEASUREMENT PORTS
300 PSI & 230°F**

Refer to publication 08.09 for
Triple Service Assemblies.



TRIPLE SERVICE BFV/CHECK VALVES (WITHOUT VENTURI FLOW MEASUREMENT PORTS)

Pump Discharge Line Nominal Size inches	Triple Service Combination Components Valve/Coupling/Check	Approx. Wgt. Each lb	Combination with Lever Handle & Memory Stop	Approx. Wgt. Each lb	Combination with Gear Valve Operator & Memory Stop
Without Venturi Flow Measurement Ports					
2½	Vic-300 MasterSeal™ Std Trm	7.5		7.5	
	S/107H QuickVic Rigid Cplg Ptd w/"EHP" Gskt	2.6		2.6	
	S/716 Vic-Check Valve Ptd "E" Disc	3.6		3.6	
	Total BFV/Check Combination	13.7	\$2977.00	13.7	\$4350.50
3	Vic-300 MasterSeal™ Std Trm	8.5		8.5	
	S/107H QuickVic Rigid Cplg Ptd w/"EHP" Gskt	3.0		3.0	
	S/716 Vic-Check Valve Ptd "E" Disc	4.5		4.5	
	Total BFV/Check Combination	16.0	\$3177.00	16.0	\$4560.00
4	Vic-300 MasterSeal™ Std Trm	11.8		11.8	
	S/107H QuickVic Rigid Cplg Ptd w/"EHP" Gskt	5.3		5.3	
	S/716 Vic-Check Valve Ptd "E" Disc	16.0		16.0	
	Total BFV/Check Combination	33.1	\$4353.50	33.1	\$5523.50
5	Vic-300 MasterSeal™ Std Trm	20.0		20.8	
	S/107H QuickVic Rigid Cplg Ptd w/"EHP" Gskt	6.7		6.7	
	S/716 Vic-Check Valve Ptd "E" Disc	20.0		20.0	
	Total BFV/Check Combination	46.7	\$5968.50	47.5	\$7605.50
6	Vic-300 MasterSeal™ Std Trm	23.2		24.0	
	S/107H QuickVic Rigid Cplg Ptd w/"EHP" Gskt	8.3		8.3	
	S/716 Vic-Check Valve Ptd "E" Disc	28.0		28.0	
	Total BFV/Check Combination	59.5	\$6732.50	60.3	\$8250.00
8	Vic-300 MasterSeal™ Std Trm	37.5		38.3	
	S/107H QuickVic Rigid Cplg Ptd w/"EHP" Gskt	15.1		15.1	
	S/716 Vic-Check Valve Ptd "E" Disc	40.0		40.0	
	Total BFV/Check Combination	92.6	\$9063.50	93.4	\$10237.50
10	Vic-300 MasterSeal™ Std Trm	84.0		81.5	
	S/07 Zero-Flex Rigid Cplg Ptd w/"E" Gskt	23.5		23.5	
	S/716 Vic-Check Valve Ptd "E" Disc	100.0		100.0	
	Total BFV/Check Combination	207.5	\$19603.50	205.0	\$19603.50
12	Vic-300 MasterSeal™ Std Trm	100.0		97.5	
	S/07 Zero-Flex Rigid Cplg Ptd w/"E" Gskt	28.2		28.2	
	S/716 Vic-Check Valve Ptd "E" Disc	140.0		140.0	
	Total BFV/Check Combination	268.2	\$22867.00	265.7	\$23669.50

† Victaulic Series 377 Plug and Series 716 Check Valve Triple Service Combinations are available as well as the Butterfly & Check Valve Combination shown above.

Grooved IPS Pipe Valves

AGS Triple Service BFV/Check Valve Combination

WITHOUT VENTURI FLOW MEASUREMENT PORTS
300 PSI & 230°F

Refer to publication 20.18 for Triple Service Assemblies.



AGS TRIPLE SERVICE BFV/CHECK VALVES (WITHOUT VENTURI FLOW MEASUREMENT PORTS)

Pump Discharge Line Nominal Size (inches)	Triple Service Combination Components Valve/Coupling/Check	Approx. Wgt. Each lb	Combination with Gear Valve Operator & Memory Stop
Without Venturi Flow Measurement Ports			
14	<i>Vic-300 MasterSeal™ AGS Std Trm</i>	143.7	
	<i>S/W07 AGS Rigid Cplg Ptd w "E" Gskt</i>	48.9	
	<i>S/W715 AGS Vic-Check Valve Ptd "E" Disc</i>	140.0	
	Total BFV/Check Combination	332.6	
16	<i>Vic-300 MasterSeal™ AGS Std Trm</i>	171.7	
	<i>S/W07 AGS Rigid Cplg Ptd w "E" Gskt</i>	60.8	
	<i>S/W715 AGS Vic-Check Valve Ptd "E" Disc</i>	160.0	
	Total BFV/Check Combination	392.5	
18	<i>Vic-300 MasterSeal™ AGS Std Trm</i>	217.7	
	<i>S/W07 AGS Rigid Cplg Ptd w "E" Gskt</i>	71.2	
	<i>S/W71 AGS Vic-Check Valve Ptd "E" Disc</i>	180.0	
	Total BFV/Check Combination	468.9	
20	<i>Vic-300 MasterSeal™ AGS Std Trm</i>	333.0	
	<i>S/W07 AGS Rigid Cplg Ptd w "E" Gskt</i>	81.7	
	<i>S/W715 AGS Vic-Check Valve Ptd "E" Disc</i>	200.0	
	Total BFV/Check Combination	614.7	
24	<i>Vic-300 MasterSeal™ AGS Std Trm</i>	521.5	
	<i>S/W07 AGS Rigid Cplg Ptd w "E" Gskt</i>	116.2	
	<i>S/W715 Vic-Check Valve Ptd "E" Disc</i>	240.0	
	Total BFV/Check Combination	877.7	

Grooved IPS Pipe Valves

Triple Service BFV/Check Valve Combination

**WITH VENTURI FLOW
MEASUREMENT PORTS
300 PSI & 230°F**

Refer to publication 08.09 for
Triple Service Assemblies.



†



TRIPLE SERVICE BFV/CHECK VALVES WITH VENTURI FLOW MEASUREMENT PORTS AND KIT

Pump Discharge Line Nominal Size inches	Triple Service Combination Components Valve/Coupling/Check	Approx. Wgt. Each lb	Combination with Lever Handle & Memory Stop	Approx. Wgt. Each lb	Combination with Gear Valve Operator & Memory Stop
With Venturi Flow Measurement Ports					
4	Vic-300 MasterSeal™ Std Trm	11.8		11.8	
	S/107H QuickVic Rigid Cplg Ptd w/"EHP" Gskt	5.3		5.3	
	S/779 Venturi Check Valve Ptd "E" Disc	16.0		16.0	
	Total BFV/Venturi/Check Combination	33.1	\$5742.00	33.1	\$6642.50
5	Vic-300 MasterSeal™ Std Trm	20.0		20.8	
	S/107H QuickVic Rigid Cplg Ptd w/"EHP" Gskt	6.7		6.7	
	S/779 Venturi Check Valve Ptd "E" Disc	20.0		20.0	
	Total BFV/Venturi/Check Combination	46.7	\$7379.50	47.5	\$8544.50
6	Vic-300 MasterSeal™ Std Trm	23.2		24.0	
	S/107H QuickVic Rigid Cplg Ptd w/"EHP" Gskt	8.3		8.3	
	S/779 Venturi Check Valve Ptd "E" Disc	28.0		28.0	
	Total BFV/Venturi/Check Combination	59.5	\$7852.00	60.3	\$9368.50
8	Vic-300 MasterSeal™ Std Trm	37.5		38.3	
	S/107H QuickVic Rigid Cplg Ptd w/"EHP" Gskt	15.1		15.1	
	S/779 Venturi Check Valve Ptd "E" Disc	40.0		40.0	
	Total BFV/Venturi/Check Combination	92.6	\$9414.50	93.4	\$11357.00
10	Vic-300 MasterSeal™ Std Trm	84.0		81.5	
	S/07 Zero-Flex Rigid Cplg Ptd w/"E" Gskt	23.5		23.5	
	S/779 Venturi Check Valve Ptd "E" Disc	100.0		100.0	
	Total BFV/Venturi/Check Combination	207.5	\$20641.00	205.0	\$20641.00
12	Vic-300 MasterSeal™ Std Trm	100.0		97.5	
	S/07 Zero-Flex Rigid Cplg Ptd w/"E" Gskt	28.2		28.2	
	S/779 Venturi Check Valve Ptd "E" Disc	140.0		140.0	
	Total BFV/Venturi/Check Combination	268.2	\$23905.50	265.7	\$24707.50

‡ Flow Measuring Kit includes extension nipples, bronze access valves, quick disconnects for meter connection (ISO 7241-1 Series B), flow chart tag to affix to the valve and instructions.

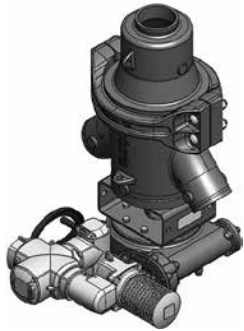
† Victaulic Series 377 Plug & Series 779 Venturi Check Valve Triple Service Combination also available as well as the Butterfly & Check Valve Combination shown above.

Grooved IPS Pipe Valves

Diverter Valve

SERIES 725

Refer to publication 08.40



with Electric Actuator



with Gear Operator

SERIES 725 - DIVERTER VALVE

Nominal Size	Series 725 with Electric Actuator		Series 725 with Gear Operator	
	Approx. Weight Each lb	Price Each	Approx. Weight Each lb	Price Each
6 inches	1250.0	\$99778.50	980.0	\$68813.00

NOTE: Items listed in shaded areas are non-cancellable and non-returnable.

V 060 725 M 1 1

Class	Size	Style	Operator	Operator Options	End Prep
V	060	725	M - Manual Actuator E - Electric Actuator P - Pneumatic O - Other	O - None Manual Operators M - Hand Wheel N - Chain Wheel Electrical Voltage 1 - 480V, 60Hz, 3 phase 2 - 575V, 60 Hz, 3 phase 3 - 380V, 50 Hz, 3 phase 4 - 380V, 60 Hz, 3 phase 5 - 220V, 60 Hz, 3 phase 6 - 400V, 50 Hz, 3 phase 7 - 415V, 50 Hz, 3 phase	1 - OGS Grooved 3 - Other Specify

Series 771H OS&Y

Groove x Groove

Series 771F OS&Y

Groove x Flange

Series 772H NRS

Groove x Groove

Series 772F NRS

Groove x Flange

Gate Valves

Refer to publication 10.92



Series 771H



Series 772H



Series 771F



Series 772F

Gate Valve Size inches	Approx. Weight Each lb	Series 771H OS&Y Groove x Groove Price Each	Series 771F OS&Y Groove x Flange Price Each	Approx. Weight Each lb	Series 772H NRS Groove x Groove Price Each	Series 772F NRS Groove x Flange Price Each
2½	30.6	\$1768.00	\$1768.00	29.3	\$1768.00	\$1768.00
3	36.0	2297.50	2412.00	63.0	2198.50	2309.00
4	77.0	2798.00	2937.50	70.0	2562.50	2689.00
6	144.0	3671.50	3855.00	117.0	3895.50	4092.00
8	170.0	5748.50	6034.50	188.0	5657.50	5940.00
10	344.7	9410.50	9882.00	297.7	8220.00	8631.00
12	489.5	13609.50	14290.00	394.9	12391.00	13011.00

NOTE: Items listed in shaded areas are non-cancellable and non-returnable.

Grooved IPS Pipe Valves

Knife Gate Valve for Grooved IPS Steel Pipe

SERIES 795

Refer to publication 08.25



with Manual Actuator



with Pneumatic Actuator



with Hydraulic Actuator

Nominal Size	Series 795 with Manual Actuator with Grade "E" or "T" Gasket		Series 795 with Pneumatic Actuator with Grade "E" or "T" Gasket		Series 795 with Hydraulic Actuator with Grade "E" or "T" Gasket		Series 795 with Electric Actuator with Grade "E" or "T" Gasket	
	Approx. Weight Each lb	Price Each	Approx. Weight Each lb	Price Each	Approx. Weight Each lb	Price Each	Approx. Weight Each lb	Price Each
3	113.0	\$5016.00	126.0	\$6687.50	115.0	\$7356.50	126.0	+
4	122.0	8025.00	133.0	8694.00	125.0	9563.50	133.0	+
6	166.0	9095.00	215.0	11369.00	172.0	12506.00	215.0	+
8	237.0	11369.00	348.0	13375.00	259.0	14712.50	348.0	+
10	465.0	16719.00	550.0	20731.50	462.0	22804.50	550.0	+
12	497.0	19394.00	586.0	23406.50	525.0	25747.00	586.0	+

+ Quoted on application. Contact Victaulic for pricing and availability.

NOTE: Items listed in shaded areas are non-cancellable and non-returnable.

NOTE: Available with stainless steel bolts and nuts. Contact Victaulic for pricing.

SERIES 795 ACTUATION AND CONTROL OPTIONS

Nominal Size	Pneumatic Solenoid Valves		Pneumatic Cylinder Limit Switches		Pneumatic Cylinder Positioners		Hydraulic LVDT Sensor
	Weatherproof Enclosure (Any Voltage)	Explosionproof Enclosure (Any Voltage)	Weatherproof Enclosure (Any Voltage)	Hazardous Location (Any Voltage)	Weatherproof Enclosure Linear Position Transducer	Explosionproof Enclosure Electro-pneumatic Positioner	Linear Position Transducer
	Price Each		Price Each		Price Each		Price Each
3	\$1467.50	\$2129.00	\$389.00	\$2069.50	\$4728.50	\$9195.50	\$4728.50
4	1467.50	2129.00	389.00	2069.50	4728.50	9195.50	4728.50
6	1597.00	2166.00	389.00	2069.50	4761.50	9217.00	4761.50
8	1597.00	2166.00	389.00	2069.50	4911.50	9217.00	4911.50
10	1597.00	2166.00	389.00	2069.50	5175.50	9238.50	5175.50
12	1597.00	2166.00	389.00	2069.50	5206.00	9238.50	5206.00

Grooved IPS Pipe Valves

V - 120 - 795 - G - N - E - 1 - P - 1 - A - 1

Product Class	Size	Style	Housing	Coating	Pipe/Seat Gasket	Gate Material or Coating	Actuation Type	Actuation Control Options	Enclosure Options	Hardware
V	030 - 3" 040 - 4" 060 - 6" 080 - 8" 100 - 10" 120 - 12"	795	G - Groove x Groove	N - Standard - Electroless Nickel	E - EPDM (EP-12) T - Nitrile T	1 - 316 Stainless Steel	P - Pneumatic (3 - 12") H - Hydraulic (3 - 12") E - Electric (3 - 12") M - Handwheel (3 - 8") B - Bevel Gear (10 - 12") 9 - Special	0 - None 1 - Pneumatic with Solenoid Valve (24VDC) 2 - Pneumatic with Limit Switches (5-240V AC/DC) 3 - Pneumatic with Solenoid Valve (110-120 VAC) 4 - Pneumatic with Solenoid Valve (24VDC) and Limit Switches 5 - Pneumatic with Solenoid Valve (110-120 VAC) and Limit Switches 6 - Pneumatic with Positioner/ Transducer (4→20 mA) 7 - Hydraulic with Transducer 8 - Stem Guard for M and B Actuators 9 - Special	0 - None A - Weatherproof Enclosure B - Hazardous Location Enclosure 9 - Special	1 - Standard - Carbon Steel Zinc Plated 2 - Stainless Steel

NOTE: Electric actuation and other special actuation control options can be quoted upon request. Contact Victaulic for pricing and availability.

SECTION 4
GROOVED IPS PIPE VALVES

Seat Cartridge Kit

FOR SERIES 795 ONLY

Includes Replacement Knife/
Packing/Seat

Size inches	Approx. Wgt. Each lb	Price Each
3	16.3	\$2675.00
4	19.7	3344.00
6	28.9	4012.50
8	40.7	6019.00
10	82.0	9028.50
12	100.6	11837.00

Grooved IPS Pipe Accessories

Suction Diffusers

SERIES 731-D

Refer to publication 09.20



SERIES 731-D – SUCTION DIFFUSERS

Grvd. End Inlet x Flanged Outlet Nominal Size inches		Approx. Wgt Each lb	Centerline of Inlet Pipe to Flange Face Inches	Price Each
3	x 2	20.1	6.30	\$3200.00
	2½	26.0	6.30	3213.00
	3	27.7	6.30	3465.50
4	x 2½	29.7	7.40	3862.00
	3	31.6	7.40	3818.00
	4	34.6	7.40	4056.00
5	x 2½	46.2	8.40	3436.00
	3	46.2	8.40	5352.00
	4	49.4	8.40	5288.50
6	x 4	64.0	9.00	5026.50
	5	67.3	9.00	5163.50
	6	70.3	9.00	6225.00
8	x 5	98.5	10.20	7717.00
	6	102.1	10.20	8614.50
	8	110.7	10.20	10624.50
10	x 6	150.6	12.40	15471.00
	8	159.9	12.40	15532.00
	10	172.0	12.40	16015.00
12	x 8	245.4	15.43	19980.50
	10	260.3	15.43	20362.00
	12	273.2	15.43	22273.00

Start up baskets are available – for pricing contact Victaulic.

NOTE: Items listed in shaded areas are non-cancellable and non-returnable.

AGS Suction Diffuser

AGS SERIES W731-D

Refer to publication 20.20



AGS SERIES W731-D – SUCTION DIFFUSER

Grvd. End Inlet x Flanged Outlet Nominal Size inches		Approx. Wgt Each lb	Centerline of Inlet Pipe to Flange Face Inches	ANSI Class 150 Flange
14	x 10	328.9	16.1	\$20600.00
	12	345.8	16.1	22449.50
	14	367.6	16.1	23290.00
16	x 12	464.5	19.6	29412.50
	14	489.9	19.6	30560.50
	16	514.2	19.6	31701.50
18	x 14	788.6	21.7	40933.00
	16	812.9	21.7	42086.50
	18	828.3	21.7	43663.00
20	x 16	955.0	24.4	53969.00
	18	970.5	24.4	54471.50
	20	1019.0	24.4	56601.50
24	x 18	1255.8	26.4	75933.00
	20	1337.4	26.4	77933.50
	24	1401.3	26.4	80688.00

Start up baskets are available – for pricing contact Victaulic.

NOTE: Items listed in shaded areas are non-cancellable and non-returnable.

Grooved IPS Pipe Accessories

Tee-Type Strainer

SERIES 730

Refer to publication 09.02



SERIES 730 – TEE-TYPE STRAINER

Nominal Size inches	Approx. Weight Each lb	Price Each		Standard Basket Only	Fine Mesh Basket Only †
		Standard *	Galvanized	Price Each	Price Each
1½	7.0	\$2114.50	\$2727.00	+	+
2	8.0	2630.00	3017.00	\$1119.50	+
2½	9.0	3122.00	3583.50	1249.50	+
3	21.0	3381.00	3984.50	1249.50	+
4	20.5	4037.50	4715.00	1624.00	+
5	31.0	4405.50	5228.50	+	+
6	44.0	5344.50	6404.50	2343.50	+
8	90.6	8602.50	12253.50	2957.50	+
10	136.0	11672.00	+	4333.00	+
12	197.0	13177.00	+	3447.00	+
14 ‡	300.0	69662.50	+	+	+
16 ‡	350.0	88625.00	+	+	+
18 ‡	400.0	92613.00	+	+	+
20 ‡	565.0	+	+	+	+
24 ‡	830.0	+	+	+	+
30 ‡	1273.0	+	+	+	+

NOTE: Items listed in shaded areas are non-cancellable and non-returnable.

+ Quoted on application. Contact Victaulic for pricing and availability.

* *Vic-Strainer* Series 730 standard components include ductile iron body, access cap and coupling (with Grade "E" EPDM gasket, plated bolts and nuts) and Type 304 stainless steel basket. Contact Victaulic for details. Series 730 supplied with an NPT tap and plug to accommodate a drain or blow-down valve.

‡ **NOTE:** Series 730 Vic-Strainers in sizes 14 – 24" have a standard groove for retrofit only and must not be used with Advanced Groove System (AGS) products. Contact Victaulic for pricing and availability.

AGS Tee-Type Strainer

AGS SERIES W730

Refer to publication 20.11



AGS SERIES W730 – TEE-TYPE STRAINER

Nominal Size inches	Approx. Weight Each lb	Price Each Standard *	Standard Basket Only Price Each	Fine Mesh † Basket Only Price Each
14	300.0	\$50562.00	+	+
16	350.0	62212.50	+	+
18	400.0	65012.50	+	+
20	565.0	83779.50	+	+
24	830.0	102785.00	+	+

NOTE: Items listed in shaded areas are non-cancellable and non-returnable.

+ Quoted on application. Contact Victaulic for pricing and availability.

* *Vic-Strainer* Series W730 AGS standard components include ductile iron body, access cap and coupling (with Grade "E" EPDM gasket, plated bolts and nuts) and Type 304 stainless steel basket. Contact Victaulic for details. Series W730 supplied with an NPT tap and plug to accommodate a drain or blow-down valve.

† Contact Victaulic for application and pricing information. 6 mesh screens standard for 14 – 16", and 4 mesh for 18 – 24".

Grooved IPS Pipe Accessories

Grooved End Vic-Strainer

SERIES 732

Refer to publication 09.03



SERIES 732 – GROOVED END VIC-STRAINER

Nominal Size inches	Approx. Weight Each lb	Price Each		Standard Basket Only	Fine Perforated Basket Only
		Standard *	Galvanized	Price Each	
2	10.0	\$1416.50	\$1677.50	\$303.50	+
2½	14.0	1496.00	1800.50	322.50	+
3	20.0	1807.00	2258.50	386.00	+
4	32.0	2319.00	2971.00	493.50	+
5	50.0	4401.50	5374.00	935.00	+
6	72.0	5896.50	7444.00	1249.50	+
8	125.0	9811.00	12451.00	2072.00	+
10	205.0	24710.50	29492.50	2608.50	+
12	280.0	28796.50	34733.50	3039.50	+

NOTE: Items listed in shaded areas are non-cancellable and non-returnable.

+ Quoted on application. Contact Victaulic for pricing and availability.

* Vic-Strainer Series 732 standard components include ductile iron body, access cap and coupling (with Grade "E" EPDM or Nitrile Grade "T" gasket, plated bolts and nuts) and Type 304 stainless steel basket. Contact Victaulic for details.

Series 732 supplied with an NPT tap and plug to accommodate a drain or blow-down valve.

Wye Type Vic-Strainer

SERIES W732

Refer to publication 20.19



SERIES W732 – WYE TYPE VIC-STRAINER

Nominal Size inches	Approx. Weight Each lb	Price Each		
		Standard *	Standard Basket Only	Fine Perforated Basket Only †
14	425.0	\$49551.00	\$19537.00	+
16	600.0	60968.50	24040.00	+
18	800.0	63712.50	24892.00	+

* Vic-Strainer Series W732 standard components include ductile iron body, access cap and coupling (with Grade "E" EPDM gasket, plated bolts and nuts) and Type 304 stainless steel basket. Contact Victaulic for details.

Series W732 supplied with an NPT tap and plug to accommodate a drain or blow-down valve.

† Contact Victaulic for application and pricing information. Standard stainless steel baskets are offered for the following sizes: 0.156"/4 mm diameter for holes 14 – 18"/350 – 450 mm sizes.

NOTE: Items listed in shaded areas are non-cancellable and non-returnable.

+ Quoted on application. Contact Victaulic for pricing and availability.

Mover Expansion Joint

STYLE 150

Refer to publication 09.04



STYLE 150 – MOVER EXPANSION JOINT

Size inches	Approx. Weight Each lb	Maximum Available Expansion Inches	Grooved and Plain End "E" or "T" Price Each	
			Painted	Galv.
2	15.9	3	\$3407.50	+
3	25.6	3	4029.50	+
4	39.6	3	5042.50	+
5	55.0	3	9167.00	+
6	75.0	3	10554.00	+

NOTE: Items listed in shaded areas are non-cancellable and non-returnable.

Victaulic Style 150 Expansion Joints are supplied fully assembled, with a Grade "E" gasket for water services up to +230°F. For other gaskets and services consult Victaulic. Style 150 Expansion Joints are supplied with plain ends for installation using two Roust-A-Bout Style 99 couplings, or with grooved ends for installation using Victaulic Coupling Style 77, 75, HP-70 or 07 Zero-Flex™ couplings.

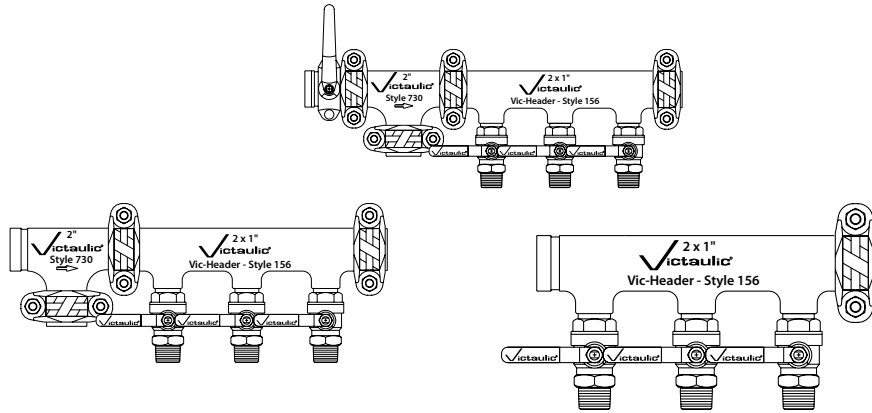

NOTE: Style 155 Expansion Joints in sizes ¾ – 24" are available. Style 155 Expansion Joints are non-cancellable and non-returnable. Contact Victaulic for details.

+ Quoted on application. Contact Victaulic for pricing and availability.

Grooved IPS Pipe Accessories

Assembly Header

STYLE 156



Nominal Size Main x Outlet inches	Ball Valves & Outlets Quantity	Complete Vic-Header with Strainer and Isolation Valve Grade "E" or "T" Gasket		Vic-Header with Isolation BF Valve Grade "E" or "T" Gasket		Vic-Header with Strainer Grade "E" or "T" Gasket		Vic-Header Only Grade "E" or "T" Gasket	
		Approx. Wgt. Ea. lb	Price Each	Approx. Wgt. Ea. lb	Price Each	Approx. Wgt. Ea. lb	Price Each	Approx. Wgt. Ea. lb	Price Each
2 x 1	3	32	\$5690.00	32	+	26	\$5208.50	16	\$1973.00
2 x 1 x 1½	3	32	+	32	+	26	+	16	2430.00
3 x 1 x 1½	3	32	+	32	+	26	+	16	2520.50
3 x 1 x 2	3	32	+	32	\$2873.00	26	+	16	+

NOTE: Items listed in shaded areas are non-cancellable and non-returnable.

Victaulic Style 150 Expansion Joints are supplied fully assembled, with a Grade "E" gasket for water services up to +230°F. For other gaskets and services consult Victaulic. Style 150 Expansion Joints are supplied with plain ends for installation using two *Roust-A-Bout* Style 99 couplings, or with grooved ends for installation using Victaulic Coupling Style 77, 75, HP-70 or 07 Zero-Flex™ couplings.

NOTE: Style 155 Expansion Joints in sizes ¾ – 24" are available. Style 155 Expansion Joints are non-cancellable and non-returnable. Contact Victaulic for details.

+ Quoted on application. Contact Victaulic for pricing and availability.

Hydraulic Control Valves



Air Valves

Automatic Air Release Valves

Series 9A3 Bermad Model A30

Glass reinforced nylon body with NPT connection
Refer to publication Engineering A30

Nominal Size	Operating Pressure: 1.5 – 230 psi	
	inches	Price Each
3/4	S0069A3P07	\$215.50
1	S0109A3P07	270.00



Series 9A7 Bermad Model A71

Type 316 stainless steel body with NPT connection
Refer to publication Engineering A71

Nominal Size	Operating Pressure: 1.5 – 230 psi		Operating Pressure: 1.5 – 360 psi	
	inches	Price Each	Price Each	Price Each
3/4	S0069A7N27	\$918.50	S0069A7N47	\$989.00
1	S0109A7N27	943.00	S0109A7N47	1006.50



Air Valves

Combination Air Valves

Series 9C3 Bermad Model C30

Glass reinforced nylon body with NPT connection
Refer to publication Engineering C30



Nominal Size inches	Operating Pressure: 1.5 – 230 psi	
	With No Surge Protection or Inflow Prevention	
	Victaulic Part Code	Price Each
3/4	S0069C3P27	\$268.50
1	S0109C3P27	298.50
2	S0209C3P27	585.50

NOTE: For pricing valve options and configurations not listed above, contact Victaulic.

Series 9C7 Bermad Model C70

Ductile iron body with flange connection unless otherwise noted
Refer to publication Engineering C70



Nominal Size inches	Operating Pressure: 1.5 – 230 psi			
	With No Surge Protection		With Surge Protection	
	Victaulic Part Code	Price Each	Victaulic Part Code	Price Each
2 – NPT	S0209C7C21	\$1523.00	S0209C7C2A	\$1799.50
2	S0209C7C32	1627.00	S0209C7C3B	1924.50
3	S0309C7C32	2551.00	S0309C7C3B	3034.00
4	S0409C7C32	2981.50	S0409C7C3B	3461.00
6	S0609C7C32	5325.00	S0609C7C3B	6096.50
8	S0809C7C32	9445.00	S0809C7C3B	10362.00

Nominal Size inches	Operating Pressure: 1.5 – 360 psi			
	With No Surge Protection		With Surge Protection	
	Victaulic Part Code	Price Each	Victaulic Part Code	Price Each
2 – NPT	S0209C7C41	\$1558.50	S0209C7C4A	\$1850.50
2	S0209C7C44	2012.50	S0209C7C4D	2329.00
3	S0309C7C44	3006.50	S0309C7C4D	3455.50
4	S0409C7C44	3351.50	S0409C7C4D	3650.00
6	S0609C7C44	5694.00	S0609C7C4D	6150.00
8	S0809C7C44	10168.00	S0809C7C4D	11316.00

Nominal Size inches	Operating Pressure: 1.5 – 580 psi			
	With No Surge Protection		With Surge Protection	
	Victaulic Part Code	Price Each	Victaulic Part Code	Price Each
2 – NPT	S0209C7C51	\$1698.50	S0209C7C5A	\$2038.00
2	S0209C7C54	2143.50	S0209C7C5D	2572.50
3	S0309C7C54	3104.00	S0309C7C5D	3569.50
4	S0409C7C54	3641.00	S0409C7C5D	4187.50
6	S0609C7C54	6270.00	S0609C7C5D	6896.50
8	S0809C7C54	10946.50	S0809C7C5D	12041.50

NOTE: For pricing valve options and configurations not listed above, contact Victaulic.

Air Valves

Series 9C5-P Bermad Model C50-P

Nylon body, cover, and neck with polypropylene lower float
Flange connection unless otherwise noted
Refer to publication Engineering C50



Nominal Size	Operating Pressure: 1.5 – 150 psi			
	With No Surge Protection		With Surge Protection	
inches	Victaulic Part Code	Price Each	Victaulic Part Code	Price Each
2 – NPT	S0209C51PT	\$2149.00	S0209C54PT	\$2502.00
3 – NPT	S0309C51PT	2249.00	S0309C54PT	2602.00
2	S0209C51PF	2218.50	S0209C54PF	2571.50
3	S0309C51PF	2349.00	S0309C54PF	2702.00
4	S0409C51PF	2371.50	S0409C54PF	2725.50

NOTE: For pricing valve options and configurations not listed above, contact Victaulic.

Series 9C5-G Bermad Model C50-G

Stainless steel body, nylon cover, and neck with polypropylene lower float
Flange connection unless otherwise noted
Refer to publication Engineering C50-G



Nominal Size	Operating Pressure: 1.5 – 150 psi			
	With No Surge Protection		With Surge Protection	
inches	Victaulic Part Code	Price Each	Victaulic Part Code	Price Each
2 – NPT	S0209C52PT	\$5488.00	S0209C55PT	\$5841.00
3 – NPT	S0309C52PT	5825.50	S0309C55PT	6178.50
2	S0209C52PF	6577.50	S0209C55PF	6930.50
3	S0309C52PF	6808.00	S0309C55PF	7161.00
4	S0409C52PF	7000.00	S0409C55PF	7353.00

NOTE: For pricing valve options and configurations not listed above, contact Victaulic.

Air Valves

Series 9C5-G-N Bermad Model C50-G-N

Stainless steel body, nylon cover, and neck with stainless steel lower float
Flange connection unless otherwise noted
Refer to publication Engineering C50-G-N



Nominal Size	Operating Pressure: 1.5 – 150 psi			
	With No Surge Protection		With Surge Protection	
inches	Victaulic Part Code	Price Each	Victaulic Part Code	Price Each
2 – NPT	S0209C52XT	\$6132.50	S0209C55XT	\$6485.50
3 – NPT	S0309C52XT	6470.50	S0309C55XT	6823.50
2	S0209C52XF	7222.50	S0209C55XF	7575.50
3	S0309C52XF	7453.00	S0309C55XF	7805.50
4	S0409C52XF	7644.00	S0409C55XF	7998.00

NOTE: For pricing valve options and configurations not listed above, contact Victaulic.

Series 9C5-N Bermad Model C50-N

Stainless steel body, cover, and neck with polypropylene lower float
Flange connection unless otherwise noted
Refer to publication Engineering C50-N



Nominal Size	Operating Pressure: 1.5 – 150 psi			
	With No Surge Protection		With Surge Protection	
inches	Victaulic Part Code	Price Each	Victaulic Part Code	Price Each
2 – NPT	S0209C53PT	\$8090.00	S0209C56PT	\$8443.00
3 – NPT	S0309C53PT	8803.50	S0309C56PT	9156.50
2	S0209C53PF	9225.50	S0209C56PF	9578.50
3	S0309C53PF	10100.50	S0309C56PF	10453.50
4	S0409C53PF	10775.50	S0409C56PF	11128.50

NOTE: For pricing valve options and configurations not listed above, contact Victaulic.

Air Valves

Series 9C5-N-N Bermad Model C50-N-N

Stainless steel body, cover, and neck with stainless steel lower float
Flange connection unless otherwise noted
Refer to publication Engineering C50-G-N-N



Nominal Size	Operating Pressure: 1.5 – 150 psi			
	With No Surge Protection		With Surge Protection	
inches	Victaulic Part Code	Price Each	Victaulic Part Code	Price Each
2 – NPT	S0209C53XT	\$8734.00	S0209C56XT	\$9087.00
3 – NPT	S0309C53XT	9448.00	S0309C56XT	9801.00
2	S0209C53XF	9870.50	S0209C56XF	10223.50
3	S0309C53XF	10745.00	S0309C56XF	11098.00
4	S0409C53XF	11420.50	S0409C56XF	11773.50

NOTE: For pricing valve options and configurations not listed above, contact Victaulic.

Series 9C5/Model C50 Accessories

Nominal Size inches	Description	Victaulic Part Code	Price Each
2 – 4	Surge Protection (SP)	P0209C50SP	\$354.00
2 – 4	Inflow Prevention (IP)	P0209C50IP	400.00

NOTE: Victaulic Series 9C5 (Bermad Model C50) combination air valves may be modified to include either surge protection or inflow prevention, but never both.