

# BOSHART INDUSTRIES

Telephone: 1-519-595-4444 - Toll Free: 1-800-561-3164

Fax: 1-519-595-4380 - [www.boshart.com](http://www.boshart.com)

## SECTION 4 INSERT FITTINGS, PLASTIC FITTINGS, CLAMPS

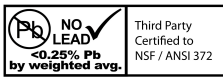
PRODUCT LINE	PAGE
<b>METAL INSERT FITTINGS</b>	
No Lead Bronze Adapters .....	1
<b>#304 Stainless Steel Male Adapters .....</b>	<b>2</b>
No Lead Bronze Insert Couplings .....	3
<b>#304 Stainless Steel Couplings .....</b>	<b>3</b>
No Lead Bronze Insert Elbows .....	3
<b>#304 Stainless Steel Elbows .....</b>	<b>4</b>
Hydrant / Combination Elbows and Tees .....	4
No Lead Bronze Insert Tees .....	5
<b>#304 Stainless Steel Tees .....</b>	<b>5</b>
Zinc Plated Steel Adapters, Couplings .....	6
Venturi Adapters, Elbows .....	7
Combination Nipples and Hose Menders .....	7
<b>PLASTIC FITTINGS</b>	
Nylon Fittings .....	9
PVC Fittings .....	10
Pool and Spa Fittings .....	13
Polypropylene Fittings .....	14

# BOSHART INDUSTRIES

Telephone: 1-519-595-4444 - Toll Free: 1-800-561-3164

Fax: 1-519-595-4380 - [www.boshart.com](http://www.boshart.com)

PVC Compression Fittings .....	15
PVC Sched 40 Fittings .....	17
PVC Sched 80 Fittings .....	21
Sched 80 Nipples .....	25
<b>CLAMPS</b>	
<b>Stainless Steel Clamps, Series 87 .....</b>	<b>27</b>
<b>Stainless Steel Clamps, Series 67 .....</b>	<b>28</b>
<b>Stainless Steel Clamps, Series 77 .....</b>	<b>29</b>
<b>Stainless Steel Clamps, Series 2-87 .....</b>	<b>30</b>
<b>Stainless Steel Clamps, Series 2-67 .....</b>	<b>31</b>
<b>Stainless Steel Clamps, Series 2-77 .....</b>	<b>32</b>
<b>FLEXIBLE COUPLINGS</b>	
Flexible Couplings .....	33
Flexible End Caps .....	34
Flexible Elbows and Tees .....	34
Flexible Plumbing Connectors .....	35
Shielded Transition Couplings .....	35
No Hub Couplings .....	35



# BOSHART INDUSTRIES

Telephone: 1-519-595-4444 - Toll Free: 1-800-561-3164

Fax: 1-519-595-4380 - [www.boshart.com](http://www.boshart.com)

4-1

August 1/18

## NO LEAD BRONZE ADAPTERS

### MALE ADAPTERS

PART NO.	SIZE INCH	NO.OF BARBS	QUANTITY		LIST PRICE-A
			CTN	CASE	
BMA-050NL	1/2" MPT X 1/2" INS	5	10	200	8.34
BMA-075NL	3/4" MPT X 3/4" INS	6	10	200	11.10
BMA-100NL	1" MPT X 1" INS	7	10	100	14.49
BMA-125NL	1-1/4" MPT X 1-1/4" INS	7	10	100	21.37
BMA-150NL	1-1/2" MPT X 1-1/2" INS	7	10	60	27.28
BMA-200NL	2" MPT X 2" INS	7	5	40	49.69



### MALE ADAPTERS - EXTRA LONG

PART NO.	SIZE INCH	NO.OF BARBS	QUANTITY		LIST PRICE-A
			CTN	CASE	
BMAXL-100NL	1" MPT X 1" INS	13	10	80	20.43
BMAXL-125-100NL	1-1/4" MPT X 1" INS	13	5	60	24.34
BMAXL-125NL	1-1/4" MPT X 1-1/4" INS	13	5	60	26.61
BMAXL-150NL	1-1/2" MPT X 1-1/2" INS	13	5	30	34.65
BMAXL-200NL	2" MPT X 2" INS	13	5	30	49.61



### MALE ADAPTERS - TAPPED

PART NO.	SIZE INCH	NO.OF BARBS	QUANTITY		LIST PRICE-A
			CTN	CASE	
BMA-100-TNL	1" MPT X 1" INS - 1/4" TAPPED	7	10	100	14.49

See Section 6 - Pressure gauge sold separately



### MALE REDUCING ADAPTERS - (MPT X INS)

PART NO.	SIZE INCH	NO.OF BARBS	QUANTITY		LIST PRICE-A
			CTN	CASE	
BMA-075-050NL	3/4" MPT X 1/2" INS	6	10	100	12.43
BMA-100-075NL	1" MPT X 3/4" INS	6	10	100	17.45
BMA-125-100NL	1-1/4" MPT X 1" INS	7	10	100	18.93
BMA-150-125NL	1-1/2" MPT X 1-1/4" INS	7	6	60	35.75
BMA-200-150NL	2" MPT X 1-1/2" INS	7	6	48	47.24



### MALE INCREASING ADAPTERS - (MPT X INS)

PART NO.	SIZE INCH	NO.OF BARBS	QUANTITY		LIST PRICE-A
			CTN	CASE	
BMA-050-075NL	1/2" MPT X 3/4" INS	6	10	100	9.40
BMA-075-100NL	3/4" MPT X 1" INS	7	10	100	13.66
BMA-100-125NL	1" MPT X 1-1/4" INS	7	10	80	19.66
BMA-100-150NL	1" MPT X 1-1/2" INS	7	10	60	22.67
BMA-125-150NL	1-1/4" MPT X 1-1/2" INS	7	10	80	21.83



### MALE ADAPTERS - EASY TIE

PART NO.	SIZE INCH	NO.OF BARBS	QUANTITY		LIST PRICE-A
			CTN	CASE	
BMA-100-ETNL	1" MPT X 1" INS	7	10	80	18.30
BMA-125-ETNL	1-1/4" MPT X 1-1/4" INS	7	10	60	23.87
BMAXL-125-100ETNL	1-1/4" MPT X 1" INS	13	5	60	26.64



### MALE ADAPTERS - UNION

PART NO.	SIZE INCH	NO.OF BARBS	QUANTITY		LIST PRICE-A
			CTN	CASE	
U-075NL	3/4" MPT X 3/4" INS	6	10	80	22.88
U-100NL	1" MPT X 1" INS	7	5	60	36.43
U-125NL	1-1/4" MPT X 1-1/4" INS	7	5	40	53.03



### FEMALE ADAPTERS

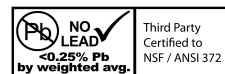
PART NO.	SIZE INCH	NO.OF BARBS	QUANTITY		LIST PRICE-A
			CTN	CASE	
FA-075NL	3/4" FPT X 3/4" INS	5	10	100	11.79
FA-100-125NL	1" FPT X 1-1/4" INS	6	10	100	23.13
FA-100NL	1" FPT X 1" INS	5	10	100	18.29
FA-125NL	1-1/4" FPT X 1-1/4" INS	7	10	100	22.77
FA-150NL	1-1/2" FPT X 1-1/2" INS	6	5	50	27.12



# BOSHART INDUSTRIES

4-2  
August 1/18

Telephone: 1-519-595-4444 - Toll Free: 1-800-561-3164  
Fax: 1-519-595-4380 - [www.boshart.com](http://www.boshart.com)



## NO LEAD BRONZE ADAPTERS (cont'd)

### FEMALE UNION ADAPTERS

- Union connectors for easy installation of inlet line (pump) and discharge (house)
- Available in barbed (poly pipe) and solder configurations
- Insert, pex and solder connections available. The solder connection is designed for 1" Type L copper pipe only (external) and 3/4" Type K, L & M copper pipe (internal)
- American Standard BUNA N O-ring used to ensure watertight connection
- Replacement O-rings available

PART NO.	UNION NUT CONNECTS TO	UNION CONNECTIONS NUT x PIPE	O-RING SIZE	QUANTITY		LIST PRICE-A
				CTN	CASE	
07-UC10-BNL	1" MPT	1" FPT x 1" INS - 7 Barbs	AS568-212	32	128	20.06
07-UC10-P07NL	1" MPT	1" FPT x 3/4" PEX	AS568-212	50	200	13.17
07-UC10-P10NL	1" MPT	1" FPT x 1" PEX	AS568-212	40	160	15.02
07-UC10-SNL	1" MPT	1" FPT x 1" Spigot x 3/4" Socket	AS568-212	40	160	14.28
07-UC12-B10NL	1-1/4" MPT	1-1/4" FPT x 1" INS - 7 Barbs	AS568-320	18	72	29.20
07-UC12-BNL	1-1/4" MPT	1-1/4" FPT x 1-1/4" INS - 7 Barbs	AS568-320	18	72	29.56
07-UC12-P07NL	1-1/4" MPT	1-1/4" FPT x 3/4" PEX	AS568-320	36	144	17.95
07-UC12-P10NL	1-1/4" MPT	1-1/4" FPT x 1" PEX	AS568-320	24	96	19.01
07-UC12-SNL	1-1/4" MPT	1-1/4" FPT x 1" Spigot x 3/4" Socket	AS568-320	30	120	18.39



07-UC12-BNL



07-UC10-P07NL



07-UC10-SNL

The solder connection is designed for  
1" copper pipe (external) Type L only  
3/4" copper pipe (internal) Type K, L & M

## NO LEAD SWAGED RED BRASS MALE ADAPTERS

PART NO.	SIZE INCH	NO.OF BARBS	QUANTITY		LIST PRICE-A
			CTN	CASE	
MAB-050	1/2" MPT X 1/2" INS	6	25	200	6.89
MAB-075	3/4" MPT X 3/4" INS	6	25	150	9.49
MAB-100	1" MPT X 1" INS	7	20	120	12.63
MAB-125	1-1/4" MPT X 1-1/4" INS	7	20	80	21.70
MAB-150	1-1/2" MPT X 1-1/2" INS	9	10	60	29.76
MAB-200	2" MPT X 2" INS	9	10	40	39.47
MAB-250	2-1/2" MPT X 2-1/2" INS	11	5	20	78.79
MAB-300	3" MPT X 3" INS	11	3	12	114.80
MAB-400	4" MPT X 4" INS	15	1	6	213.11



## #304 STAINLESS STEEL ADAPTERS

**Boshart recommends -** Using both Gray Stainless Steel PTFE Tape & Gray Magic Pipe Thread Compound together for joining stainless steel threaded connections.

### MALE ADAPTERS

PART NO.	SIZE INCH	NO.OF BARBS	QUANTITY		LIST PRICE-A
			CTN	CASE	
SSMA-050	1/2" MPT X 1/2" INS	6	25	200	6.90
SSMA-075	3/4" MPT X 3/4" INS	6	25	200	9.72
SSMA-075-100	3/4" MPT x 1" INS	6	20	120	12.03
SSMA-100	1" MPT X 1" INS	7	20	120	15.30
SSMA-125-100	1-1/4" MPT X 1" INS	7	20	80	17.64
SSMA-125	1-1/4" MPT X 1-1/4" INS	7	20	80	19.75
SSMA-150	1-1/2" MPT X 1-1/2" INS	6	10	80	26.05
SSMA-200	2" MPT X 2" INS	7	5	40	34.38

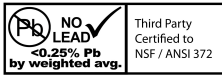


### MALE ADAPTERS - EXTRA LONG

PART NO.	SIZE INCH	NO.OF BARBS	QUANTITY		LIST PRICE-A
			CTN	CASE	
SSMAXL-100	1" MPT X 1" INS	13	20	80	20.95
SSMAXL-125	1-1/4" MPT X 1-1/4" INS	13	10	60	24.37
SSMAXL-125-100	1-1/4" MPT X 1" INS	13	10	60	22.17







# BOSHART INDUSTRIES

Telephone: 1-519-595-4444 - Toll Free: 1-800-561-3164

Fax: 1-519-595-4380 - [www.boshart.com](http://www.boshart.com)

4-3

August 1/18

## #304 STAINLESS STEEL ADAPTERS (cont'd)

**Boshart recommends -**

Using both Gray Stainless Steel PTFE Tape & Gray Magic Pipe Thread Compound together for joining stainless steel threaded connections.

### MALE ADAPTERS - SWAGED

PART NO.	SIZE INCH	LENGTH INCH	NO.OF BARBS	QUANTITY CTN	QUANTITY CASE	LIST PRICE-A
MASS-050	1/2"	3-1/8"	6	25	200	5.94
MASS-050-075	1/2" MPT x 3/4"	3-1/4"	6	10	180	6.95
MASS-075	3/4"	3-1/4"	6	25	150	6.01
MASS-100	1"	3-1/2"	7	20	120	10.03
MASS-125	1-1/4"	3-7/8"	7	20	80	11.75
MASS-125-100	1-1/4" MPT x 1"	3-3/4"	7	20	80	13.58
MASS-150	1-1/2"	4-1/4"	9	10	60	18.22
MASS-200	2"	4-3/8"	9	10	40	24.02



### FEMALE ADAPTERS - SWAGED

PART NO.	SIZE INCH	LENGTH INCH	NO.OF BARBS	QUANTITY CTN	QUANTITY CASE	LIST PRICE-A
FASS-075	3/4"	3-1/8"	6	25	150	8.40
FASS-100	1"	3-3/8"	7	20	120	13.23
FASS-125	1-1/4"	3-5/8"	7	20	80	15.97
FASS-150	1-1/2"	3-7/8"	9	10	60	21.67
FASS-200	2"	4-1/4"	9	10	40	28.36



### NO LEAD BRONZE INSERT COUPLINGS - CAST

PART NO.	SIZE INCH	NO.OF BARBS	QUANTITY CTN	QUANTITY CASE	LIST PRICE-A
C-075NL	3/4" INS X 3/4" INS	4	10	200	11.12
C-100NL	1" INS X 1" INS	5	10	100	17.74
C-125NL	1-1/4" INS X 1-1/4" INS	6	10	100	25.04



### NO LEAD SWAGED RED BRASS INSERT COUPLINGS

Machined from 85% Copper Alloy No. C23000 Seamless Brass Pipe

PART NO.	SIZE INCH	NO.OF BARBS	QUANTITY CTN	QUANTITY CASE	LIST PRICE-A
CB-050	1/2" INS X 1/2" INS	6	25	250	4.98
CB-075	3/4" INS X 3/4" INS	6	25	150	8.23
CB-100	1" INS X 1" INS	7	20	120	12.33
CB-125	1-1/4" INS X 1-1/4" INS	7	20	80	18.11
CB-150	1-1/2" INS X 1-1/2" INS	9	10	60	30.92
CB-200	2" INS X 2" INS	9	10	40	41.60
CB-250	2-1/2" INS X 2-1/2" INS	11	5	20	70.55
CB-300	3" INS X 3" INS	11	5	12	116.16



### #304 STAINLESS STEEL INSERT COUPLINGS

PART NO.	SIZE INCH	LENGTH INCH	NO.OF BARBS	QUANTITY CTN	QUANTITY CASE	LIST PRICE-A
CSS-050	1/2"	3-1/2"	6	25	200	4.84
CSS-075	3/4"	3-1/2"	6	25	150	5.74
CSS-075-050	3/4" x 1/2"	3-5/8"	6	25	150	7.90
CSS-100	1"	3-7/8"	7	20	120	11.29
CSS-100-075	1" x 3/4"	4"	7 x 6	20	120	12.48
CSS-125	1-1/4"	3-7/8"	7	20	80	11.82
CSS-125-100	1-1/4" x 1"	4-1/4"	7	20	80	14.12
CSS-150	1-1/2"	4-3/4"	9	10	60	20.04
CSS-150-125	1-1/2" x 1-1/4"	4-3/4"	9 x 7	10	60	21.42
CSS-200	2"	4-3/4"	9	10	40	29.17
CSS-200-150	2" x 1-1/2"	4-7/8"	9	10	40	31.19



### NO LEAD BRONZE INSERT ELBOWS - CAST

• These elbows have been designed with a smooth 90 degree sweep water channel which minimizes friction loss, ensuring the highest possible flow rates and increased pumping efficiency.

PART NO.	SIZE INCH	NO.OF BARBS	QUANTITY CTN	QUANTITY CASE	LIST PRICE-A
ELB-075NL	3/4" INS X 3/4" INS	6	10	100	16.14
ELB-100NL	1" INS X 1" INS	6	10	100	26.10
ELB-125NL	1-1/4" INS X 1-1/4" INS	6	5	50	39.07



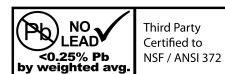
# BOSHART INDUSTRIES

Telephone: 1-519-595-4444 - Toll Free: 1-800-561-3164

Fax: 1-519-595-4380 - [www.boshart.com](http://www.boshart.com)

4-4

August 1/18



## #304 STAINLESS STEEL INSERT ELBOWS - CAST

- These elbows have been designed with a smooth 90 degree sweep water channel which minimizes friction loss, ensuring the highest possible flow rates and increased pumping efficiency.

PART NO.	SIZE INCH	NO.OF QUANTITY			LIST PRICE-A
		BARBS	CTN	CASE	
SSEL-075	3/4" INS X 3/4" INS	6	20	160	9.18
SSEL-100	1" INS X 1" INS	7	12	96	13.27
SSEL-100-075	1" INS X 3/4" INS	7 x 6	12	96	12.18
SSEL-125	1-1/4" INS X 1-1/4" INS	7	8	64	22.38
SSEL-150	1-1/2" INS X 1-1/2" INS	9	8	32	32.13



## NO LEAD BRONZE HYDRANT ELBOWS - CAST

### HYDRANT ELBOWS

PART NO.	SIZE INCH	NO.OF QUANTITY			LIST PRICE-A
		BARBS	CTN	CASE	
HL-075NL	3/4" MPT X 3/4" INS	5	10	100	15.74
HL-075-100NL *	3/4" MPT X 1" INS	6	10	100	20.15
HLXL-075-100NL **	3/4" MPT X 1" INS	8	10	100	21.42
HL-075-125NL	3/4" MPT X 1-1/4" INS	6	10	50	31.74
HL-100-125NL *	1" MPT X 1-1/4" INS	6	5	50	33.79
HL-100NL	1" MPT X 1" INS	5	10	100	23.22
HLXL-100NL **	1" MPT X 1" INS	8	10	100	26.45
HLU-NL	3/4" MPT X (1-1/4" X 1" ) INS	6	5	50	39.33
HLW-NL	1" MPT X (1-1/4" X 1" ) INS	6	5	50	39.76



\* These hydrant elbows do not have the raised boss as shown in the picture.

\*\* These hydrant elbows have been manufactured with 8 serrations to allow for double clamping of the poly pipe, and have been redesigned to have a smooth 90 degree sweep elbow water channel which minimizes friction loss and allows your yard hydrant to perform to its full potential flow rate.

### HYDRANT ELBOWS - TAPPED

PART NO.	SIZE INCH	NO.OF QUANTITY			LIST PRICE-A
		BARBS	CTN	CASE	
HL-075-100-TNL	3/4" MPT X 1" INS - 1/4" TAPPED	6	10	100	20.30
HL-100-TNL	1" MPT X 1" INS - 1/4" TAPPED	5	10	80	23.38
HLXL-100-TNL *	1" MPT X 1" INS	8	10	100	30.36



\* These elbows are tapped for pressure gauges or the installation of other applicable accessories, the 8 serrations for additional clamping area, and have been redesigned with a smooth 90 degree sweep elbow water channel which minimizes friction loss and allows your system to perform to its full potential flow rate.

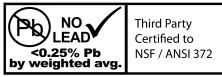
## #304 STAINLESS STEEL HYDRANT ELBOWS - CAST

**Boshart recommends -** Using both Gray Stainless Steel PTFE Tape & Gray Magic Pipe Thread Compound together for joining stainless steel threaded connections.

- These hydrant elbows have been designed with a smooth 90 degree sweep water channel which minimizes friction loss, ensuring the highest possible flow rates and increased pumping efficiency.
- These hydrant elbows have a raised boss that will accommodate a 1/4" FPT tapping to allow the installation of a pressure gauge or other applicable accessories.

PART NO.	SIZE INCH	NO.OF QUANTITY			LIST PRICE-A
		BARBS	CTN	CASE	
SSHL-075	3/4" MPT X 3/4" INS	6	16	192	10.97
SSHL-075-100	3/4" MPT X 1" INS	7	16	128	11.08
SSHL-100	1" MPT X 1" INS	7	10	80	14.79
SSHL-100-125	1" MPT X 1-1/4" INS	7	8	64	19.52
SSHL-125	1-1/4" MPT x 1-1/4" INS	7	12	72	22.65





# BOSHART INDUSTRIES

Telephone: 1-519-595-4444 - Toll Free: 1-800-561-3164

Fax: 1-519-595-4380 - [www.boshart.com](http://www.boshart.com)

4-5

August 1/18

## NO LEAD BRONZE COMBINATIONS ELBOWS

### MALE

• These elbows have been designed with a smooth 90 degree sweep water channel which minimizes friction loss, ensuring the highest possible flow rates and increased pumping efficiency.

PART NO.	SIZE INCH	NO.OF BARBS	QUANTITY		LIST PRICE-A
			CTN	CASE	
BME-075-100NL	3/4" MPT X 1" INS	7	10	100	19.58
BME-075NL	3/4" MPT X 3/4" INS	6	10	100	14.90
BME-100NL	1" MPT X 1" INS	7	10	80	24.67
BME-125NL	1-1/4" MPT X 1-1/4" INS	7	5	60	37.93
BME-150NL	1-1/2" MPT X 1-1/2" INS	7	5	40	49.64



### FEMALE

• These elbows have been designed with a smooth 90 degree sweep water channel which minimizes friction loss, ensuring the highest possible flow rates and increased pumping efficiency.

PART NO.	SIZE INCH	NO.OF BARBS	QUANTITY		LIST PRICE-A
			CTN	CASE	
BFE-075NL	3/4" FPT X 3/4" INS	6	10	100	15.96
BFE-100NL	1" FPT X 1" INS	7	10	60	27.50
BFE-125NL	1-1/4" FPT X 1-1/4" INS	7	5	50	41.42



## NO LEAD BRONZE INSERT TEES - CAST

PART NO.	SIZE INCH	NO.OF BARBS	QUANTITY		LIST PRICE-A
			CTN	CASE	
TE-075NL	3/4" INS X 3/4" INS X 3/4" INS	5	10	100	19.71
TE-100NL	1" INS X 1" INS X 1" INS	6	10	100	29.89
TE-125NL	1-1/4" INS X 1-1/4" INS X 1-1/4" INS	6	5	50	45.94




## #304 STAINLESS STEEL INSERT TEES - CAST

PART NO.	SIZE INCH	NO.OF BARBS	QUANTITY		LIST PRICE-A
			CTN	CASE	
SSTE-075	3/4" INS X 3/4" INS X 3/4" INS	6	12	96	13.47
SSTE-100	1" INS X 1" INS X 1" INS	7	12	96	18.91
SSTE-100-075	1" INS X 1" INS X 3/4" INS	7 x 6	12	96	17.34
SSTE-125	1-1/4" INS X 1-1/4" INS X 1-1/4" INS	7	7	56	30.71
SSTE-150	1-1/2" INS X 1-1/2" INS X 1-1/2" INS	9	4	16	46.93



## NO LEAD BRONZE HYDRANT TEES

PART NO.	SIZE INCH	NO.OF BARBS	QUANTITY		LIST PRICE-A
			CTN	CASE	
HT-075NL	3/4" INS X 3/4" INS X 3/4" MPT	4	10	100	18.85
HT-075-100NL	1" INS X 1" INS X 3/4" MPT	6	10	100	24.23
HT-075-125NL	1-1/4" INS X 1-1/4" INS X 3/4" MPT	7	10	50	38.96
HT-100NL	1" INS X 1" INS X 1" MPT	4	10	100	26.29
HT-100-125NL	1-1/4" INS X 1-1/4" INS X 1" MPT	7	10	50	43.48



## #304 STAINLESS STEEL HYDRANT TEES - CAST


**Boshart recommends -** Using both Gray Stainless Steel PTFE Tape & Gray Magic Pipe Thread Compound together for joining stainless steel threaded connections.

PART NO.	SIZE INCH	NO.OF BARBS	QUANTITY		LIST PRICE-A
			CTN	CASE	
SSHT-075	3/4" INS X 3/4" INS X 3/4" MPT	6	10	120	14.90
SSHT-075-100	1" INS X 1" INS X 3/4" MPT	6	8	96	17.98
SSHT-100	1" INS X 1" INS X 1" MPT	7	8	64	21.47



## NO LEAD BRONZE FEMALE COMBINATION TEES

PART NO.	SIZE INCH	NO.OF BARBS	QUANTITY		LIST PRICE-A
			CTN	CASE	
BFT-075-100NL	1" INS X 1" INS X 3/4" FPT	7	10	80	33.21
BFT-075NL	3/4" INS X 3/4" INS X 3/4" FPT	6	10	100	21.70
BFT-100NL	1" INS X 1" INS X 1" FPT	7	10	60	38.44
BFT-125NL	1-1/4" INS X 1-1/4" INS X 1-1/4" FPT	7	5	40	52.48



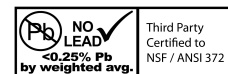
# BOSHART INDUSTRIES

Telephone: 1-519-595-4444 - Toll Free: 1-800-561-3164

Fax: 1-519-595-4380 - [www.boshart.com](http://www.boshart.com)

4-6

September 25/17



## NO LEAD ZINC PLATED STEEL MALE INSERT ADAPTERS

### MALE ADAPTERS

PART NO.	SIZE INCH	LENGTH INCH	NO.OF BARBS	QUANTITY		LIST PRICE-A
				CTN	CASE	
MAS-050NL	1/2"	3"	6	25	200	1.55
MAS-075NL	3/4"	3-1/8"	6	25	150	1.88
MAS-100NL	1"	3-1/4"	7	20	120	2.72
MAS-125NL	1-1/4"	3-1/2"	7	20	80	3.70
MAS-150NL	1-1/2"	4"	9	10	60	4.82
MAS-200NL	2"	4"	9	10	40	7.00
MAS-250NL	2-1/2"	5-3/4"	11	4	24	17.14
MAS-300NL	3"	6"	11	4	16	19.39
MAS-400NL	4"	7-1/4"	15	2	12	29.85



### MALE ADAPTERS - EXTRA LONG

PART NO.	SIZE INCH	LENGTH INCH	NO.OF BARBS	QUANTITY		LIST PRICE-A
				CTN	CASE	
MASXL-100NL	1"	5"	13	20	80	3.55
MASXL-125NL	1-1/4"	5-1/2"	14	10	60	4.78



### MALE ADAPTERS - INCREASING AND DECREASING

PART NO.	SIZE INCH	LENGTH INCH	NO.OF BARBS	QUANTITY		LIST PRICE-A
				CTN	CASE	
MAS-100-125NL	1" MPT x 1-1/4"	3-3/4"	7	10	80	4.04
MAS-125-100NL	1-1/4" MPT x 1"	3-7/8"	7	20	80	4.80



## NO LEAD ZINC PLATED STEEL INSERT COUPLINGS

PART NO.	SIZE INCH	LENGTH INCH	NO.OF BARBS	QUANTITY		LIST PRICE-A
				CTN	CASE	
CS-050NL	1/2"	3-1/2"	6	25	200	1.50
CS-075NL	3/4"	3-1/2"	6	25	150	2.05
CS-100NL	1"	3-7/8"	7	20	120	2.69
CS-125NL	1-1/4"	3-7/8"	7	20	80	4.74
CS-150NL	1-1/2"	4-3/4"	9	10	60	5.49
CS-200NL	2"	4-3/4"	9	10	40	7.51
CS-250NL	2-1/2"	7"	11	5	20	19.70
CS-300NL	3"	7"	11	4	12	23.58
CS-400NL	4"	9"	15	2	8	33.74



# BOSHART INDUSTRIES

Telephone: 1-519-595-4444 - Toll Free: 1-800-561-3164

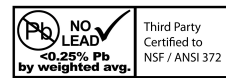
Fax: 1-519-595-4380 - [www.boshart.com](http://www.boshart.com)

4-7

August 1/18

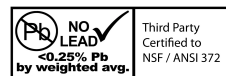
## NO LEAD RED BRASS VENTURI ADAPTERS

PART NO.	SIZES		LENGTH	QUANTITY		LIST PRICE-A
	NPT	POLY		CTN	CASE	
BVA-100-06	1" M	1" P	6"	5	50	23.03
BVA-100-10	1" M	1" P	10"	5	40	34.78
BVA-125-06	1-1/4" M	1-1/4" P	6"	5	30	32.15
BVA-125-10	1-1/4" M	1-1/4" P	10"	5	30	49.49



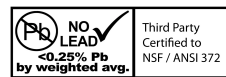
## NO LEAD RED BRASS VENTURI ELBOWS

PART NO.	SIZE POLY	QUANTITY		LIST PRICE-A
		CTN	CASE	
BVE-100	1" P	5	30	56.39
BVE-125	1-1/4" P	5	15	98.65



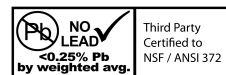
## ZINC PLATED STEEL VENTURI ADAPTERS

PART NO.	SIZES		LENGTH	QUANTITY		LIST PRICE-A
	NPT	POLY		CTN	CASE	
GVA-100-06NL	1" M	1" P	6"	1	60	6.61
GVA-100-10NL	1" M	1" P	10"	1	40	8.85
GVA-125-06NL	1-1/4" M	1-1/4" P	6"	1	40	9.36
GVA-125-10NL	1-1/4" M	1-1/4" P	10"	1	30	13.03



## ZINC PLATED STEEL VENTURI ELBOWS

PART NO.	SIZE POLY	QUANTITY		LIST PRICE-A
		CTN	CASE	
GVE-100NL	1" P	1	25	16.92
GVE-125NL	1-1/4" P	1	20	19.59



## COMBINATION NIPPLES AND HOSE MENDERS

Note: For use with hose, not polyethylene pipe. For pricing, please see Section 3.

ZINC PLATED STEEL PART NO.	BLACK PART NO.	SIZE	NO. OF BARBS	LENGTH	CTN QTY
<b>COMBINATION NIPPLES</b>					
GCN-050	BLCN-050	1/2	6	3 1/8	25
GCN-075	BLCN-075	3/4	6	3 1/8	25
GCN-100	BLCN-100	1	6	3 3/8	20
GCN-125	BLCN-125	1 1/4	6	3 1/4	20
GCN-150	BLCN-150	1 1/2	7	4 1/8	10
GCN-200	BLCN-200	2	8	4 3/4	10
GCN-250	BLCN-250	2 1/2	8	5 3/4	4
GCN-300	BLCN-300	3	8	6	4
GCN-400	BLCN-400	4	8	7 1/4	2
GCN-600	BLCN-600	6	13	11	1
<b>HOSE MENDERS</b>					
GHM-050		1/2	6	3 1/2	25
GHM-075		3/4	6	4 1/4	25
GHM-100		1	6	4 1/4	20
GHM-125		1 1/4	6	4 1/4	12
GHM-150		1 1/2	7	4 5/8	10
GHM-200		2	7	4 7/8	10
GHM-250		2 1/2	8	6	5
GHM-300		3	8	6 5/8	4
GHM-400		4	8	8	2
GHM-600		6	10	11	1



# BOSHART INDUSTRIES

Telephone: 1-519-595-4444 - Toll Free: 1-800-561-3164

Fax: 1-519-595-4380 - [www.boshart.com](http://www.boshart.com)



# BOSHART INDUSTRIES

Telephone: 1-519-595-4444 - Toll Free: 1-800-561-3164

Fax: 1-519-595-4380 - [www.boshart.com](http://www.boshart.com)

4-9

October 29/12

## NYLON MALE ADAPTERS (MPT X INS)



BOSHART PART NO.	SIZE	INDUSTRY NO.	QUANTITY		LIST PRICE-A
			CTN	CASE	
NA-05	1/2	3400	10	400	0.72
NA-07	3/4	3401	10	250	0.89
NA-10	1	3402	10	160	1.13
NA-12	1 1/4	3403	10	80	1.82
NA-15	1 1/2	3404	5	60	2.60
NA-20	2	3405	5	40	4.08

## NYLON COUPLINGS (INS X INS)



NC-05	1/2	3420	10	400	0.72
NC-07	3/4	3421	10	250	0.83
NC-10	1	3422	10	160	1.13
NC-12	1 1/4	3423	10	80	2.02
NC-15	1 1/2	3424	5	60	2.75
NC-20	2	3425	5	40	3.48

## NYLON ELBOWS (INS X INS)



NE-05	1/2	3430	10	300	1.20
NE-07	3/4	3431	10	180	1.36
NE-10	1	3432	10	100	1.67
NE-12	1 1/4	3433	5	60	2.80
NE-15	1 1/2	3434	5	40	4.28
NE-20	2	3435	5	25	5.70

## NYLON COMBINATION ELBOWS (MPT X INS)



NME-05	1/2	3455	10	300	2.09
NME-07	3/4	3456	10	200	2.94
NME-10	1	3457	10	100	4.10
NME-12	1 1/4	3458	5	60	5.42
NME-15	1 1/2	3459	5	50	8.03

## NYLON TEES (INS X INS X INS)



NT-05	1/2	3440	10	180	1.43
NT-07	3/4	3441	10	100	1.67
NT-10	1	3442	10	60	2.64
NT-12	1 1/4	3443	5	40	4.55
NT-15	1 1/2	3444	5	30	6.42
NT-20	2	3445	5	15	8.68

NOTE: On all common items, order quantities will be adjusted to our inner bag quantities.



**PVC MALE ADAPTERS (MPT X INS)**



BOSHART PART NO.	SIZE	INDUSTRY NO.	QUANTITY		LIST PRICE-A
			CTN	CASE	
PVCA-05	1/2	1436-005	10	400	0.50
PVCA-07	3/4	1436-007	10	250	0.65
PVCA-10	1	1436-010	10	160	0.69
PVCA-12	1 1/4	1436-012	10	80	1.08
PVCA-15	1 1/2	1436-015	5	60	1.20
PVCA-20	2	1436-020	5	40	2.29
PVCA-25	2 1/2	1436-025	10		25.13
PVCA-30	3	1436-030	15		10.87
PVCA-40	4	1436-040	1	10	36.80

**PVC REDUCING MALE ADAPTERS (MPT X RED. INS)**



PVCRA-0705	3/4 x 1/2	1436-101	10	300	1.52
PVCRA-1007	1 x 3/4	1436-131	10	200	1.58
PVCRA-1207	1 1/4 x 3/4	1436-167	10	120	1.87
PVCRA-1210	1 1/4 x 1	1436-168	10	120	2.00
PVCRA-1510	1 1/2 x 1	1436-211	5	100	2.44
PVCRA-1512	1 1/2 x 1 1/4	1436-212	5	80	2.44
PVCRA-2015	2 x 1 1/2	1436-251	5	50	4.10

**PVC INCREASING MALE ADAPTERS (MPT X INC. INS)**



PVCIA-0507	1/2 x 3/4	1436-074	10	300	1.70
PVCIA-0510	1/2 x 1	1436-075	10		4.27
PVCIA-0710	3/4 x 1	1436-102	10	200	1.75
PVCIA-1012	1 x 1 1/4	1436-132	10	100	2.13
PVCIA-1015	1 x 1 1/2	1436-133	5	100	3.21
PVCIA-1215	1 1/4 x 1 1/2	1436-169	5	80	3.21
PVCIA-1520	1 1/2 x 2	1436-213	5	50	4.12

**PVC FEMALE ADAPTERS (FPT X INS)**



PVCFA-05	1/2	1435-005	10	350	2.37
PVCFA-07	3/4	1435-007	10	250	2.59
PVCFA-10	1	1435-010	10	150	2.86
PVCFA-12	1 1/4	1435-012	10	80	3.53
PVCFA-15	1 1/2	1435-015	5	60	4.47
PVCFA-20	2	1435-020	5	40	7.54

**PVC COUPLINGS (INS X INS)**



PVCC-05	1/2	1429-005	10	400	0.54
PVCC-07	3/4	1429-007	10	250	0.65
PVCC-10	1	1429-010	10	160	0.69
PVCC-12	1 1/4	1429-012	10	80	1.01
PVCC-15	1 1/2	1429-015	5	60	1.20
PVCC-20	2	1429-020	5	40	2.26
PVCC-30	3	1429-030	1	20	9.96
PVCC-40	4	1429-040	1	8	33.10

**INSERT ELBOW**

PVCMRE-0705	3/4" MPT x 1/2" Insert		10	200	3.59
-------------	------------------------	--	----	-----	------

NOTE: On all common items, order quantities will be adjusted to our inner bag quantities.





# BOSHART INDUSTRIES

Telephone: 1-519-595-4444 - Toll Free: 1-800-561-3164

Fax: 1-519-595-4380 - [www.boshart.com](http://www.boshart.com)

4-11

October 29/12

## PVC REDUCING COUPLINGS (INS X RED. INS)



BOSHART PART NO.	SIZE	INDUSTRY NO.	QUANTITY		LIST PRICE-A
			CTN	CASE	
PVCRC-0705	3/4 x 1/2	1429-101	10	300	0.89
PVCRC-1005	1 x 1/2	1429-130	10	220	1.23
PVCRC-1007	1 x 3/4	1429-131	10	220	0.91
PVCRC-1207	1 1/4 x 3/4	1429-167	10	140	1.87
PVCRC-1210	1 1/4 x 1	1429-168	10	100	1.45
PVCRC-1507	1 1/2 x 3/4	1429-210	5	100	2.26
PVCRC-1510	1 1/2 x 1	1429-211	5	100	2.18
PVCRC-1512	1 1/2 x 1 1/4	1429-212	5	80	1.70
PVCRC-2010	2 x 1	1429-249	5	60	3.07
PVCRC-2012	2 x 1 1/4	1429-250	5	50	2.86
PVCRC-2015	2 x 1 1/2	1429-251	5	50	2.73

## PVC ELBOWS (INS X INS)



PVCE-05	1/2	1406-005	10	300	1.08
PVCE-07	3/4	1406-007	10	180	1.31
PVCE-10	1	1406-010	10	100	1.45
PVCE-12	1 1/4	1406-012	5	60	1.62
PVCE-15	1 1/2	1406-015	5	40	1.90
PVCE-20	2	1406-020	5	25	2.66
PVCE-30	3	N/A	10		36.91

## PVC REDUCING ELBOWS (INS X RED. INS)



PVCRE-0705	3/4 x 1/2	1406-101	10	250	1.24
PVCRE-1007	1 x 3/4	1406-131	10	150	1.51
PVCRE-1210	1 1/4 x 1	1406-168	5	100	2.25
PVCRE-1512	1 1/2 x 1 1/4	1406-212	5	50	6.54
PVCRE-2015	2 x 1 1/2	1406-251	5	30	7.29

## PVC COMBINATION ELBOWS (MPT X INS)



PVCME-05	1/2	1413-005	10	300	1.35
PVCME-07	3/4	1413-007	10	200	1.86
PVCME-10	1	1413-010	10	100	2.44
PVCME-12	1 1/4	1413-012	5	60	3.24
PVCME-15	1 1/2	1413-015	5	50	4.30
PVCME-20	2	1413-020	5	30	6.79

## PVC FEMALE COMBINATION ELBOWS (INS X FPT)



PVCFE-05	1/2	1407-005	10	300	1.21
PVCFE-07	3/4	1407-007	10	160	1.31
PVCFE-10	1	1407-010	10	120	1.69
PVCFE-12	1 1/4	1407-012	5	60	2.48
PVCFE-15	1 1/2	1407-015	5	40	2.83
PVCFE-20	2	1407-020	5	30	11.73

## FEMALE COMBINATION AND REDUCING ELBOWS (INS X FPT)



PVCFRE-0705	3/4 x 1/2	1407-101	10	200	1.25
PVCFRE-1005	1 x 1/2	1407-130	10	160	1.31
PVCFRE-1007	1 x 3/4	1407-131	10	160	1.51
PVCFRE-1205	1 1/4 x 1/2	1407-166	5	120	5.51
PVCFRE-1207	1 1/4 x 3/4	1407-167	5	100	2.25
PVCFRE-1210	1 1/4 x 1	1407-168	5	80	4.97
PVCFRE-1510	1 1/2 x 1	1407-211	5	60	6.23
PVCFRE-1512	1 1/2 x 1 1/4	1407-212	5	50	6.78
PVCFRE-2015	2 x 1 1/2	1407-251	5	30	11.06

## PVC TEES (INS X INS X INS)



PVCT-05	1/2	1401-005	10	180	1.16
PVCT-07	3/4	1401-007	10	100	1.27
PVCT-10	1	1401-010	10	60	1.64
PVCT-12	1 1/4	1401-012	5	40	2.58
PVCT-15	1 1/2	1401-015	5	30	2.93
PVCT-20	2	1401-020	5	15	5.76
PVCT-30	3	N/A	6		50.41

**PVC COMBINATION TEES (INS X INS X MPT)**



BOSHART PART NO.	SIZE	INDUSTRY NO.	QUANTITY		LIST PRICE-A
			CTN	CASE	
PVCMT-05	1/2	1403-005	10	200	1.62
PVCMT-07	3/4	1403-007	10	120	2.22
PVCMT-10	1	1403-010	10	80	2.83
PVCMT-12	1 1/4	1403-012	5	50	3.68
PVCMT-15	1 1/2	1403-015	5	30	4.12
PVCMT-20	2	1403-020	5	20	15.62

**PVC REDUCING TEES (INS X INS X INS)**



PVCRT-050507	1/2 x 1/2 x 3/4	1401-074	10	200	3.16
PVCRT-070505	3/4 x 1/2 x 1/2	1401-094	10	150	3.96
PVCRT-070705	3/4 x 3/4 x 1/2	1401-101	10	150	1.43
PVCRT-070710	3/4 x 3/4 x 1	1401-102	10	120	3.63
PVCRT-100705	1 x 3/4 x 1/2	1401-124	10	120	5.62
PVCRT-100707	1 x 3/4 x 3/4	1401-125	10	120	6.69
PVCRT-101005	1 x 1 x 1/2	1401-130	10	80	1.69
PVCRT-101007	1 x 1 x 3/4	1401-131	10	80	1.70
PVCRT-101012	1 x 1 x 1 1/4	1401-132	10		12.35
PVCRT-121007	1 1/4 x 1 x 3/4	1401-157	10		7.69
PVCRT-121010	1 1/4 x 1 x 1	1401-158	5	60	7.69
PVCRT-121205	1 1/4 x 1 1/4 x 1/2	1401-166	5	60	2.22
PVCRT-121207	1 1/4 x 1 1/4 x 3/4	1401-167	5	50	2.22
PVCRT-121210	1 1/4 x 1 1/4 x 1	1401-168	5	50	2.22
PVCRT-151505	1 1/2 x 1 1/2 x 1/2	1401-209	5	40	3.85
PVCRT-151507	1 1/2 x 1 1/2 x 3/4	1401-210	5	40	3.85
PVCRT-151510	1 1/2 x 1 1/2 x 1	1401-211	5	40	3.85
PVCRT-151512	1 1/2 x 1 1/2 x 1 1/4	1401-212	5	40	3.85
PVCRT-202005	2 x 2 x 1/2	1401-247	5	30	5.47
PVCRT-202007	2 x 2 x 3/4	1401-248	5	30	5.47
PVCRT-202010	2 x 2 x 1	1401-249	5	30	13.31
PVCRT-202012	2 x 2 x 1 1/4	1401-250	5	25	13.98
PVCRT-202015	2 x 2 x 1 1/2	1401-251	5	25	14.36

**PVC FEMALE COMBINATION TEES (INS X INS X FPT)**



PVCFT-05	1/2	1402-005	10	180	1.27
PVCFT-07	3/4	1402-007	10	100	1.90
PVCFT-10	1	1402-010	80	80	2.25
PVCFT-12	1 1/4	1402-012	5	40	3.31
PVCFT-15	1 1/2	1402-015	5	30	5.73
PVCFT-20	2	1402-020	5	15	17.27

**PVC FEMALE COMBINATION AND REDUCING TEES (INS X INS X FPT)**



PVCFRT-070705	3/4 x 3/4 x 1/2	1402-101	10	140	1.58
PVCFRT-100705	1 x 3/4 x 1/2	1402-124	10	120	6.25
PVCFRT-100707	1 x 3/4 x 3/4	1402-125	10	120	7.46
PVCFRT-101005	1 x 1 x 1/2	1402-130	10	100	2.08
PVCFRT-101007	1 x 1 x 3/4	1402-131	10	100	2.08
PVCFRT-121205	1 1/4 x 1 1/4 x 1/2	1402-166	5	60	2.83
PVCFRT-121207	1 1/4 x 1 1/4 x 3/4	1402-167	5	60	3.13
PVCFRT-121210	1 1/4 x 1 1/4 x 1	1402-168	5	60	3.31
PVCFRT-151210	1 1/2 x 1 1/4 x 1	1402-202	5	50	18.58
PVCFRT-151505	1 1/2 x 1 1/2 x 1/2	1402-209	5	50	10.61
PVCFRT-151507	1 1/2 x 1 1/2 x 3/4	1402-210	5	50	5.16
PVCFRT-151510	1 1/2 x 1 1/2 x 1	1402-211	5	40	12.54
PVCFRT-151512	1 1/2 x 1 1/2 x 1 1/4	1402-212	5	30	12.86
PVCFRT-202005	2 x 2 x 1/2	1402-247	5	30	14.24
PVCFRT-202007	2 x 2 x 3/4	1402-248	5	30	6.17
PVCFRT-202010	2 x 2 x 1	1402-249	5	30	6.77
PVCFRT-202015	2 x 2 x 1 1/2	1402-251	5	20	17.24

NOTE: On all common items, order quantities will be adjusted to our inner bag quantities.

# BOSHART INDUSTRIES

Telephone: 1-519-595-4444 - Toll Free: 1-800-561-3164

Fax: 1-519-595-4380 - [www.boshart.com](http://www.boshart.com)

4-13

October 29/12

## PVC CROSSES (INS X INS X INS)



BOSHART PART NO.	SIZE	INDUSTRY NO.	QUANTITY		LIST PRICE-A
			CTN	CASE	
PVCCR-07	3/4	1420-007	10	100	7.46
PVCCR-10	1	1420-010	10	50	9.29

## PVC PLUGS (INS)



PVCP-05	1/2	1499-005	10	800	0.96
PVCP-07	3/4	1499-007	10	500	1.01
PVCP-10	1	1499-010	10	350	1.36
PVCP-12	1 1/4	1499-012	10	200	1.73
PVCP-15	1 1/2	1499-015	5	140	1.89
PVCP-20	2	1499-020	5	80	3.33

## POOL AND SPA FITTINGS



BOSHART PART NO.	SIZE	QUANTITY		LIST PRICE-A
		CTN	CASE	
<b>ADAPTER</b> PVCSPA-1212	1-1/4" MPT x 1-1/4" Spigot	5	100	7.61

- Features allow tapping in multiple locations with more than enough wall thickness

### ADAPTERS

- Built-up hex which enables 1/4" NPT tapping on all flats



PART NO.	DESCRIPTION	QUANTITY		LIST PRICE-A
		CTN	CASE	
BPVCSPA-1512	1.5" MPT x 1.25" Spigot	5	80	1.55
BPVCSPA-15	1.5" MPT x 1.5" Spigot	5	60	1.62
BPVCSPA-151512	1.5" MPT x 1.5" x 1.25" Spigot	5	75	1.75





### ELBOWS

- Four raised lugs for 1/4" NPT tapping. This allows for easy installation of automatic chlorination systems





BPVCSPE-1512	1.5" MPT x 1.25" Spigot	5	50	1.76
BPVCSPE-15	1.5" MPT x 1.5" Spigot	5	50	1.98



**POLYPROPYLENE MALE ADAPTERS (MPT X INS)**

NSF	BOSHART PART NO.	SIZE	INDUSTRY NO.	QUANTITY		LIST PRICE-A		
				CTN	CASE			
		PPA-05	1/2	2730	10	400	0.38	
		PPA-07	3/4	2731	10	250	0.40	
		PPA-10	1	2732	10	160	0.52	
		PPA-12	1 1/4	2733	10	80	0.71	
		PPA-15	1 1/2	2734	5	60	0.83	
		PPA-20	2	2735	5	40	1.49	
		<b>INCREASING MALE ADAPTERS</b>						
		PPIA-0507	1/2 x 3/4		10	300	0.74	
		PPIA-0710	3/4 x 1		10	200	0.83	
		<b>DECREASING MALE ADAPTERS</b>						
		PPRA-0705	3/4 x 1/2	2740	10	300	0.76	
		PPRA-1007	1 x 3/4	2742	10	200	0.89	
		PPRA-1210	1 1/4 x 1	2745	10	120	1.19	
		PPRA-1512	1 1/2 x 1 1/4	2749	5	80	1.25	



**POLYPROPYLENE COUPLINGS (INS X INS)**

NSF	BOSHART PART NO.	SIZE	INDUSTRY NO.	QUANTITY		LIST PRICE-A	
				CTN	CASE		
		PPC-05	1/2	2825	10	400	0.40
		PPC-07	3/4	2826	10	250	0.40
		PPC-10	1	2827	10	160	0.52
		PPC-12	1 1/4	2828	10	80	0.73
		PPC-15	1 1/2	2829	5	60	0.91
		PPC-20	2	2830	5	40	1.48



**POLYPROPYLENE ELBOWS (INS X INS)**

NSF	BOSHART PART NO.	SIZE	INDUSTRY NO.	QUANTITY		LIST PRICE-A	
				CTN	CASE		
		PPE-05	1/2	2901	10	300	0.65
		PPE-07	3/4	2902	10	180	0.73
		PPE-10	1	2903	10	100	0.86
		PPE-12	1 1/4	2904	5	60	1.04
		PPE-15	1 1/2	2905	5	40	1.43
		PPE-20	2	2906	5	25	2.01



**POLYPROPYLENE COMBINATION ELBOWS (MPT X INS)**

NSF	BOSHART PART NO.	SIZE	INDUSTRY NO.	QUANTITY		LIST PRICE-A	
				CTN	CASE		
		PPME-05	1/2	2955	10	300	0.90
		PPME-07	3/4	2956	10	200	1.26
		PPME-10	1	2957	10	100	1.65
		PPME-15	1 1/2	2959	5	50	2.94
		PPME-20	2	2960		30	5.53



**POLYPROPYLENE TEES (INS X INS X INS)**

NSF	BOSHART PART NO.	SIZE	INDUSTRY NO.	QUANTITY		LIST PRICE-A	
				CTN	CASE		
		PPT-05	1/2	3000	10	180	0.72
		PPT-07	3/4	3001	10	100	0.83
		PPT-10	1	3002	10	60	1.04
		PPT-12	1 1/4	3003	5	40	1.38
		PPT-15	1 1/2	3004	5	30	2.01
		PPT-20	2	3005	5	15	2.84



**POLYPROPYLENE REDUCING COUPLINGS (INS X INS)**

NSF	BOSHART PART NO.	SIZE	INDUSTRY NO.	QUANTITY		LIST PRICE-A	
				CTN	CASE		
		PPRC-0705	3/4 x 1/2	2845	10	300	0.58
		PPRC-1005	1 x 1/2	2846	10	220	0.59
		PPRC-1007	1 x 3/4	2847	10	220	0.59
		PPRC-1210	1 1/4 x 1	2850	10	100	0.76
		PPRC-1512	1 1/2 x 1 1/4	2854	5	80	1.21

**POLYPROPYLENE PLUGS (INS)**

NSF	BOSHART PART NO.	SIZE	INDUSTRY NO.	QUANTITY		LIST PRICE-A	
				CTN	CASE		
		PPP-05	1/2	3225	10	800	1.13
		PPP-07	3/4	3226	10	500	1.20
		PPP-10	1	3227	10	350	1.57

**POLYPROPYLENE CUTOFF NIPPLES (MPT X MPT)**

NSF	BOSHART PART NO.	SIZE	INDUSTRY NO.	QUANTITY		LIST PRICE-A
				CTN	CASE	
		PPCN-0560	1/2 x 6	2890		0.89
		PPCN-0760	3/4 x 6	2891		1.44

NOTE: On all common items, order quantities will be adjusted to our inner bag quantities.



# BOSHART INDUSTRIES

Telephone: 1-519-595-4444 - Toll Free: 1-800-561-3164

Fax: 1-519-595-4380 - [www.boshart.com](http://www.boshart.com)

4-15

September 25/17

## PVC COMPRESSION FITTINGS - IRON & PVC PIPE SIZE



**NOTE:**  
Pipes must be properly restrained or end blocked to prevent blow off after installation.

### COUPLINGS

Nitrile Seal

Rated @ 150 PSI @ 73°F (23°C)

PART NO.	IPS SIZE	BODY LENGTH	OUTSIDE DIAMETER	CASE WT lbs	QUANTITY		LIST PRICE-A
					CTN	CASE	
29-CC05	1/2"	5.236"	1.850"	27.2	1	100	2.06
29-CC07	3/4"	5.315"	2.086"	31.3	1	90	2.39
29-CC10	1"	5.748"	2.402"	29.3	1	60	3.11
29-CC12	1 1/4"	6.299"	2.874"	26.2	1	40	3.55
29-CC15	1 1/2"	6.890"	3.150"	26.5	1	30	4.84
29-CC20	2"	7.874"	3.622"	24.8	1	20	6.56
29-CC25	2 1/2"	9.921"	4.528"	22.7	1	10	15.27
29-CC30	3"	10.866"	5.276"	12.9	1	4	22.94
29-CC40	4"	11.929"	6.339"	9.9	1	2	30.83
29-CC60	6"	11.220"	8.780"	15.7	1	2	56.05

### COUPLINGS WITH FLO-LOCK

EPDM O-Rings Rated @ 160 PSI @ 72°F



PART NO.	IPS SIZE	BODY LENGTH	CTN WT lbs	QTY CTN	LIST PRICE-A
29-112-07	3/4"	4-1/4"	9.5	24	24.59
29-112-10	1"	4-1/2"	7.5	15	22.74
29-112-12	1 1/4"	5"	7.0	10	36.07
29-112-15	1 1/2"	5-1/2"	15.0	16	29.45
29-112-20	2"	6"	15.0	12	64.08

**NOTE:** Not recommended for use on systems exceeding 100 PSI at 120°F (48°C)

## PVC COMPRESSION FITTINGS - COPPER TUBE SIZE



### CPVC COUPLINGS

Nitrile Seal

Rated @ 150 PSI @ 73°F (23°C)/45 PSI @ 180°F(82°C)

PART NO.	CTS SIZE	DESCRIPTION	LENGTH	CASE WT lbs	QUANTITY		LIST PRICE-A
					CTN	CASE	
29CTS-CC05	1/2"	1/2CTS x 1/2CTS	4.488"	55.4	20	360	3.97
29CTS-CC07	3/4"	3/4CTS x 3/4CTS	5.000"	72.6	20	240	6.04

### PVC COUPLINGS

Buna-N Seal

200 PSI Rated @ 72°F



PART NO.	CTS SIZE	BODY LENGTH	CTN WT lbs	QTY CTN	LIST PRICE-A
29-210-12	1 1/4"	4-1/2"	8.5	15	26.11
29-210-15	1 1/2"	5"	7.5	10	35.70
29-210-20	2"	6"	13.5	12	50.57

**NOTE:** Not recommended for use on systems exceeding 100 PSI at 120°F (48°C)



**PVC EXPANSION COUPLINGS - UNION STYLE**

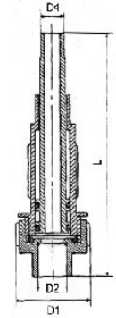
- PVC body, nut and plunger
- NBR O-rings
- Solvent weld connections
- 150 PSI Rated @ 73°F (22 °C)



**NOTE: Recommended for cold water applications only.**



PART NO.	IPS SIZE	PORT (TUBE)	BODY LENGTH		OUTSIDE DIA. (D1)	SOCKET I.D. (D2)	SPIGOT O.D. (D4)	QTY	LIST PRICE-A
		I.D.	(L)	EXTENDED					
29-EC05	1/2"	0.50"	6.654"	8.688"	1.890"	0.850"	0.839"	24	6.94
29-EC07	3/4"	0.75"	7.559"	9.803"	2.126"	1.063"	1.043"	24	7.57
29-EC10	1"	1.00"	8.700"	11.378"	2.600"	1.327"	1.307"	16	9.32
29-EC12	1 1/4"	1.25"	9.763"	12.520"	2.992"	1.673"	1.654"	16	16.74
29-EC15	1 1/2"	1.50"	9.882"	12.874"	3.228"	1.913"	1.890"	12	18.70
29-EC20	2"	2.00"	11.300"	14.370"	3.701"	2.390"	2.370"	12	27.85
29-EC25 *	2 1/2"	2.50"	12.622"	16.870"	4.224"	2.889"	2.875"	3	61.40
29-EC30 *	3"	3.00"	13.465"	17.579"	4.957"	3.516"	3.50"	3	76.79
29-EC40 *	4"	4.00"	14.795"	19.331"	6.146"	4.518"	4.50"	3	134.23



\* Models are non-union style



# BOSHART INDUSTRIES

Telephone: 1-519-595-4444 - Toll Free: 1-800-561-3164

Fax: 1-519-595-4380 - [www.boshart.com](http://www.boshart.com)

4-17

December 4/15

## PVC WHITE SCHEDULE 40 FITTINGS

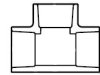
• NSF/ANSI Standard 14 & 372 Certified

PART NO.	SIZE	QUANTITY CTN	CASE	LIST PRICE-A
----------	------	--------------	------	--------------

PART NO.	SIZE	QUANTITY CTN	CASE	LIST PRICE-A
----------	------	--------------	------	--------------

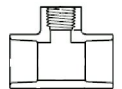
### TEES (SLIP X SLIP X SLIP)

401-005	1/2"	10	150	0.66
401-007	3/4"	10	100	0.77
401-010	1"	10	50	1.41
401-012	1-1/4"	5	40	2.07
401-015	1-1/2"	25		2.42
401-020	2"	15		3.63
401-025	2-1/2"	8		11.98
401-030	3"	5		15.75
401-040	4"	3		28.49
401-050	5"		1	68.80
401-060	6"		1	95.90
401-080	8"	2		222.43



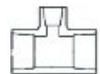
### REDUCING TEES (SLIP X SLIP X FPT)

402-071	1/2" X 1/2" X 1/8"	10	250	1.75
402-072	1/2" X 1/2" X 1/4"	10	150	1.75
402-101	3/4" X 3/4" X 1/2"	10	100	1.08
402-124	1" X 3/4" X 1/2"	5	100	2.34
402-130	1" X 1" X 1/2"	10	50	1.62
402-131	1" X 1" X 3/4"	10	50	2.34
402-166	1-1/4" X 1-1/4" X 1/2"	10	50	3.90
402-167	1-1/4" X 1-1/4" X 3/4"	10	50	3.90
402-168	1-1/4" X 1-1/4" X 1"	5	25	3.90
402-209	1-1/2" X 1-1/2" X 1/2"	50		4.82
402-210	1-1/2" X 1-1/2" X 3/4"	50		4.82
402-211	1-1/2" X 1-1/2" X 1"	25		4.82
402-247	2" X 2" X 1/2"	20		6.06
402-248	2" X 2" X 3/4"	20		6.06
402-249	2" X 2" X 1"	15		6.06
402-250	2" X 2" X 1-1/4"	15		6.06
402-251	2" X 2" X 1-1/2"	10		6.06
402-289	2-1/2" X 2-1/2" X 1"	10		13.15
402-292	2-1/2" X 2-1/2" X 2"	10		13.15
402-334	3" X 3" X 3/4"	5		18.77
402-335	3" X 3" X 1"	5		18.77
402-338	3" X 3" X 2"	5		18.77
402-420	4" X 4" X 2"	3		31.37



### REDUCING TEES (SLIP X SLIP X SLIP)

401-074	1/2" X 1/2" X 3/4"	10	100	1.31
401-094	3/4" X 1/2" X 1/2"	10	100	1.19
401-095	3/4" X 1/2" X 3/4"	10	100	1.19
401-101	3/4" X 3/4" X 1/2"	10	100	0.81
401-102	3/4" X 3/4" X 1"	10	50	2.34
401-124	1" X 3/4" X 1/2"	10	50	2.34
401-125	1" X 3/4" X 3/4"	10	50	2.34
401-126	1" X 3/4" X 1"	10	50	2.34
401-130	1" X 1" X 1/2"	10	50	1.39
401-131	1" X 1" X 3/4"	10	50	1.51
401-132	1" X 1" X 1-1/4"	10	50	3.11
401-133	1" X 1" X 1-1/2"	10	40	4.02
401-166	1-1/4" X 1-1/4" X 1/2"	10	50	2.27
401-167	1-1/4" X 1-1/4" X 3/4"	10	50	2.27
401-168	1-1/4" X 1-1/4" X 1"	5	25	2.27
401-202	1-1/2" X 1-1/4" X 1"		25	3.95
401-209	1-1/2" X 1-1/2" X 1/2"		25	3.95
401-210	1-1/2" X 1-1/2" X 3/4"	25		4.26
401-211	1-1/2" X 1-1/2" X 1"	25		3.95
401-212	1-1/2" X 1-1/2" X 1-1/4"	25		3.95
401-213	1-1/2" X 1-1/2" X 2"	20		5.65
401-247	2" X 2" X 1/2"	20		3.90
401-248	2" X 2" X 3/4"	20		3.90
401-249	2" X 2" X 1"	15		3.90
401-250	2" X 2" X 1-1/4"	15		3.90
401-251	2" X 2" X 1-1/2"	10		3.90
401-335	3" X 3" X 1"	5		17.14
401-337	3" X 3" X 1-1/2"	5		17.14
401-338	3" X 3" X 2"	5		17.11
401-416	4" X 4" X 3/4"	5		28.49
401-420	4" X 4" X 2"	3		28.49
401-422	4" X 4" X 3"	3		28.49
401-528	6" X 6" X 2"	2		95.90
401-530	6" X 6" X 3"	2		95.90
401-532	6" X 6" X 3"	2		95.90



### TEES (FPT X FPT X FPT)

405-005	1/2"	10	100	2.23
405-007	3/4"	10	100	3.53
405-010	1"	10	50	4.88
405-012	1-1/4"	25		6.77
405-015	1-1/2"	25		6.95
405-020	2"	15		9.20



### 90° ELBOWS (SLIP X SLIP)

406-005	1/2"	10	250	0.53
406-007	3/4"	10	150	0.57
406-010	1"	10	50	0.96
406-012	1-1/4"	5	50	1.75
406-015	1-1/2"	10	50	1.88
406-020	2"	5	20	2.92
406-025	2-1/2"	10		8.98
406-030	3"	8		10.73
406-040	4"	3		19.20
406-050	5"	2		49.61
406-060	6"		1	61.04
406-080	8"	2		157.18



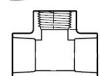
### 90° REDUCING ELBOWS (SLIP X SLIP)

406-101	3/4" X 1/2"	10	200	0.99
406-130	1" X 1/2"	10	100	1.48
406-131	1" X 3/4"	10	50	1.76
406-168	1-1/4" X 1"	10	50	2.81
406-251	2" X 1-1/2"	25		7.55



### TEES (SLIP X SLIP X FPT)

402-005	1/2"	10	150	0.89
402-007	3/4"	100	100	1.36
402-010	1"	10	50	2.34
402-012	1-1/4"	25		3.71
402-015	1-1/2"	25		4.82
402-020	2"	15		6.11
402-040	4"	3		36.25



### 90° ELBOWS (FPT X SLIP)

407-005	1/2"	10	250	0.60
407-007	3/4"	10	150	0.72
407-010	1"	10	50	1.31
407-012	1-1/4"	5	50	2.22
407-015	1-1/2"	5	25	2.44
407-020	2"	5	25	6.30
407-025	2-1/2"	10		15.58
407-030	3"	10		23.36
407-040	4"	5		35.40



Additional models and sizes available. Please contact your Inside Sales Rep for more information.  
Call 1-800-561-3164 for information regarding NSF Certification.



# BOSHART INDUSTRIES

4-18  
December 4/15

Telephone: 1-519-595-4444 - Toll Free: 1-800-561-3164  
Fax: 1-519-595-4380 - [www.boshart.com](http://www.boshart.com)



## PVC WHITE SCHEDULE 40 FITTINGS (cont'd)

• NSF/ANSI Standard 14 & 372 Certified

PART NO.	SIZE	QUANTITY CTN	QUANTITY CASE	LIST PRICE-A		PART NO.	SIZE	QUANTITY CTN	QUANTITY CASE	LIST PRICE-A		
<b>90° REDUCING ELBOWS (SLIP X FPT)</b>						<b>45° ELBOWS (SLIP X SLIP)</b>						
407-101	3/4" X 1/2"	10	200	0.79		417-005	1/2"	10	250	0.89		
407-130	1" X 1/2"	10	100	2.03		417-007	3/4"	10	100	1.25		
407-131	1" X 3/4"	10	50	2.03		417-010	1"	10	100	1.63		
407-168	1-1/4" X 1"	5	50	2.92		417-012	1-1/4"	5	50	2.28		
						417-015	1-1/2"	10	50	2.64		
<b>90° ELBOWS (FPT X FPT)</b>						<b>CROSSES (SLIP)</b>						
408-005	1/2"	10	250	1.19		420-005	1/2"	10	100	1.88		
408-007	3/4"	10	100	1.76		420-007	3/4"	10	50	3.11		
408-010	1"	10	50	3.75		420-010	1"	5	25	3.90		
408-012	1-1/4"	5	50	4.02		420-012	1-1/4"	5	25	5.14		
408-015	1-1/2"	5	25	5.07		420-015	1-1/2"	5	15	5.82		
408-020	2"	5	25	7.72		420-020	2"	10		8.60		
<b>90° STREET ELBOWS (SPIGOT X SLIP)</b>						<b>COUPLINGS (SLIP X SLIP)</b>						
409-005	1/2"	10	250	1.39		429-005	1/2"	10	250	0.35		
409-007	3/4"	10	150	1.72		429-007	3/4"	10	250	0.48		
409-010	1"	10	50	2.92		429-010	1"	10	100	0.85		
409-012	1-1/4"	5	50	3.53		429-012	1-1/4"	10	50	1.17		
409-015	1-1/2"	5	50	3.90		429-015	1-1/2"	10	50	1.24		
409-020	2"	5	20	7.50		429-020	2"	5	25	1.89		
<b>90° STREET ELBOWS (MPT X SLIP)</b>						<b>REDUCING COUPLINGS (SLIP X SLIP)</b>						
410-005	1/2"	10	250	1.08		429-025	2-1/2"	25		3.90		
410-007	3/4"	10	150	1.25		429-030	3"	10		6.09		
410-010	1"	10	50	2.11		429-040	4"	6		8.81		
410-012	1-1/4"	5	50	2.92		429-050	5"	5		16.12		
410-015	1-1/2"	5	25	3.09		429-060	6"	4		27.84		
410-020	2"	5	20	7.58		429-080	8"	5		52.00		
410-101	3/4" X 1/2"	10	250	1.55	<b>COUPLING (FPT X FPT)</b>							
<b>90° STREET ELBOWS (SPIGOT X FPT)</b>						<b>GRAY COUPLINGS (FPT X FPT)</b>						
411-005	1/2"	10	250	1.35		430-005	1/2"	10	250	0.62		
411-007	3/4"	10	200	1.62		430-007	3/4"	10	250	1.15		
411-015	1-1/2"	5	50	3.95		430-010	1"	10	100	1.51		
						430-101	3/4" X 1/2"	10	250	1.50		
					430-131	1" X 3/4"	10	100	2.27			
<b>90° STREET ELBOWS (SLIP X SLIP X SLIP SIDE OUTLET)</b>						<b>90° SIDE OUTLET ELBOWS (SLIP X SLIP X FPT)</b>						
413-005	1/2"	10	100	2.65		414-005	1/2"	10	100	2.60		
						414-130	1" X 1" X 1/2"	10	50	4.41		

Additional models and sizes available. Please contact your Inside Sales Rep for more information.  
Call 1-800-561-3164 for information regarding NSF Certification.





# BOSHART INDUSTRIES

Telephone: 1-519-595-4444 - Toll Free: 1-800-561-3164

Fax: 1-519-595-4380 - [www.boshart.com](http://www.boshart.com)

4-19

December 4/15

## PVC WHITE SCHEDULE 40 FITTINGS (cont'd)

• NSF/ANSI Standard 14 & 372 Certified

PART NO.	SIZE	QUANTITY CTN	CASE	LIST PRICE-A		PART NO.	SIZE	QUANTITY CTN	CASE	LIST PRICE-A	
<b>ADAPTERS (MPT X SPIGOT)</b>						<b>BUSHINGS (SPIGOT X SLIP) (cont'd)</b>					
433-005	1/2"	10	250	0.79		437-292	2-1/2" X 2"	5	25	3.54	
433-010	1"	10	100	1.54		437-335	3" X 1"	5	25	5.20	
433-012	1-1/4"	5	50	1.89		437-336	3" X 1-1/4"	5	25	5.20	
433-020	2"	5	25	3.12		437-337	3" X 1-1/2"	5	25	5.20	
						437-338	3" X 2"	5	25	5.20	
<b>FEMALE ADAPTERS (SLIP X FPT)</b>						<b>REDUCING BUSHINGS (SPIGOT X FPT)</b>					
435-005	1/2"	10	250	0.57		438-071	1/2" X 1/8"	10	250	1.08	
435-007	3/4"	10	250	0.72		438-072	1/2" X 1/4"	10	250	1.08	
435-010	1"	10	100	0.80		438-073	1/2" X 3/8"	10	250	1.08	
435-012	1-1/4"	5	50	1.25		438-098	3/4" X 1/4"	10	250	1.08	
435-015	1-1/2"	5	50	1.56		438-101	3/4" X 1/2"	10	500	0.81	
435-020	2"	5	25	1.92		438-128	1" X 1/4"	10	250	1.31	
435-025	2-1/2"	15		4.90		438-130	1" X 1/2"	10	250	1.31	
435-030	3"	10		6.58		438-131	1" X 3/4"	10	250	1.31	
435-040	4"	5		10.91		438-166	1-1/4" X 1/2"	10	150	2.03	
435-050	5"	5		47.71		438-167	1-1/4" X 3/4"	10	150	2.18	
						438-168	1-1/4" X 1"	10	150	2.07	
<b>REDUCING FEMALE ADAPTERS (SLIP X FPT)</b>						<b>MALE ADAPTERS (MPT X SLIP)</b>					
435-074	1/2" X 3/4"	10	250	0.99		436-005	1/2"	10	250	0.46	
435-101	3/4" X 1/2"	10	250	0.99		436-007	3/4"	10	250	0.50	
435-102	3/4" X 1"	10	100	1.31		436-010	1"	10	100	0.85	
435-131	1" X 3/4"	10	100	1.31		436-012	1-1/4"	5	50	1.17	
						436-015	1-1/2"	5	50	1.44	
						436-020	2"	5	25	1.90	
						436-025	2-1/2"	25		5.56	
						436-030	3"	16		8.19	
						436-040	4"	12		10.42	
						436-050	5"			28.98	
					436-060	6"	3		27.17		
<b>REDUCING MALE ADAPTERS (MPT X SLIP)</b>						<b>BUSHINGS (SPIGOT X SLIP)</b>					
436-074	1/2" X 3/4"	10	250	0.87		437-073	1/2" X 3/8"	10	500	0.94	
436-101	3/4" X 1/2"	10	250	0.81		437-101	3/4" X 1/2"	10	250	0.50	
436-102	3/4" X 1"	10	100	1.25		437-130	1" X 1/2"	10	250	1.00	
436-131	1" X 3/4"	10	200	2.71		437-131	1" X 3/4"	10	250	0.94	
436-132	1" X 1-1/4"	5	50	2.92		437-166	1-1/4" X 1/2"	5	150	1.36	
436-168	1-1/4" X 1"	5	100	3.31		437-167	1-1/4" X 3/4"	5	150	1.36	
436-169	1-1/4" X 1-1/2"	5	125	3.31		437-168	1-1/4" X 1"	5	150	1.36	
436-212	1-1/2" X 1-1/4"	5	50	4.00		437-209	1-1/2" X 1/2"	5	100	1.45	
436-213	1-1/2" X 2"	5	50	4.00		437-210	1-1/2" X 3/4"	5	100	1.45	
436-251	2" X 1-1/2"	5	50	4.58		437-211	1-1/2" X 1"	10	100	1.45	
					437-212	1-1/2" X 1-1/4"	10	100	1.45		
<b>THREADED BUSHINGS (MPT X FPT)</b>						<b>REDUCING MALE ADAPTERS (MPT X SLIP)</b>					
439-052	3/8" X 1/4"	10	250	2.34		436-074	1/2" X 3/4"	10	250	0.87	
439-072	1/2" X 1/4"	10	500	2.34		436-101	3/4" X 1/2"	10	250	0.81	
439-073	1/2" X 3/8"	10	500	2.34		436-102	3/4" X 1"	10	100	1.25	
439-098	3/4" X 1/4"	10	500	1.44		436-131	1" X 3/4"	10	200	2.71	
439-099	3/4" X 3/8"	10	250	1.44		436-132	1" X 1-1/4"	5	50	2.92	
439-101	3/4" X 1/2"	10	500	1.44		436-168	1-1/4" X 1"	5	100	3.31	
439-128	1" X 1/4"	5	250	2.03		436-169	1-1/4" X 1-1/2"	5	125	3.31	
439-130	1" X 1/2"	10	250	2.03		436-212	1-1/2" X 1-1/4"	5	50	4.00	
439-131	1" X 3/4"	10	250	2.03		436-213	1-1/2" X 2"	5	50	4.00	
439-166	1-1/4" X 1/2"	5	150	3.02		436-251	2" X 1-1/2"	5	50	4.58	
439-167	1-1/4" X 3/4"	5	150	3.02							
439-168	1-1/4" X 1"	5	150	3.02							
439-209	1-1/2" X 1/2"	10	100	3.63							
439-210	1-1/2" X 3/4"	10	100	3.63							
439-211	1-1/2" X 1"	10	100	3.63							
439-212	1-1/2" X 1-1/4"	10	100	3.63							
439-249	2" X 1"	10	120	6.59							
439-250	2" X 1-1/4"	10	0	6.59							
439-251	2" X 1-1/2"	5	50	3.90							
439-338	3" X 2"	10		28.97							

Additional models and sizes available. Please contact your Inside Sales Rep for more information.  
Call 1-800-561-3164 for information regarding NSF Certification.

# BOSHART INDUSTRIES

4-20  
December 4/15

Telephone: 1-519-595-4444 - Toll Free: 1-800-561-3164  
Fax: 1-519-595-4380 - [www.boshart.com](http://www.boshart.com)



## PVC WHITE SCHEDULE 40 FITTINGS (cont'd)

• NSF/ANSI Standard 14 & 372 Certified

**PART NO. SIZE QUANTITY CTN CASE LIST PRICE-A**

### CAPS (SLIP)

447-005	1/2"	10	250	0.48
447-007	3/4"	10	250	0.56
447-010	1"	10	250	0.89
447-012	1-1/4"	5	125	1.24
447-015	1-1/2"	5	50	1.36
447-020	2"	5	50	1.51
447-025	2-1/2"	25		4.82
447-030	3"	15		5.27
447-040	4"	9		11.98
447-050	5"	5		20.11
447-060	6"	3		28.75
447-080	8"	2		72.20



### CAPS (FPT)

448-005	1/2"	10	250	0.94
448-007	3/4"	10	250	1.08
448-010	1"	10	250	1.62
448-012	1-1/4"	5	125	1.92
448-015	1-1/2"	5	50	2.03
448-020	2"	5	50	3.59
448-030	3"	15		6.52
448-040	4"	9		11.45



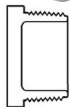
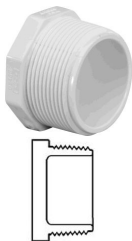
### PLUGS (SPIGOT)

449-005	1/2"	10	250	1.08
449-007	3/4"	10	250	1.25
449-010	1"	10	250	1.51
449-012	1-1/4"	5	125	1.97
449-015	1-1/2"	5	50	2.56
449-020	2"	5	50	3.19
449-025	2-1/2"	5	25	5.44
449-030	3"	5	25	7.19
449-040	4"	10		16.31



### PLUGS (MPT)

450-002	1/4"	10	500	0.90
450-003	3/8"	10	500	1.36
450-005	1/2"	10	250	1.34
450-007	3/4"	10	500	1.44
450-010	1"	10	250	2.34
450-012	1-1/4"	5	125	2.46
450-015	1-1/2"	5	125	2.63
450-020	2"	5	50	3.39
450-025	2-1/2"	5	25	4.70
450-030	3"	5	25	7.13
450-040	4"	10		16.13



### UNION - O-RING TYPE (SLIP X SLIP)

• EPDM(Ethylene Propylene Diene Monomer) Rubber O-Ring.

457-005	1/2"	36	288	2.52
457-007	3/4"	24	144	3.31
457-010	1"	12	96	4.30
457-012	1-1/4"	12	96	7.61
457-015	1-1/2"	8	64	9.64
457-020	2"	4	48	15.96



### UNIONS (FPT X FPT)

• EPDM(Ethylene Propylene Diene Monomer) Rubber O-ring

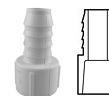
458-005	1/2"	36	288	2.64
458-007	3/4"	24	144	3.43
458-010	1"	12	96	4.60
458-012	1-1/4"	12	96	7.98
458-015	1-1/2"	8	64	10.06
458-020	2"	4	48	16.32



**PART NO. SIZE QUANTITY CTN CASE LIST PRICE-A**

### ADAPTERS (INSERT X SLIP)

474-005	1/2"	50	0	4.44
474-007	3/4"	50	0	3.58
474-010	1"	50		4.07
474-012	1-1/4"	25		8.96
474-015	1-1/2"	10	50	2.63
474-020	2"	5	25	4.37



### ADAPTERS (FPT X SPIGOT)

478-005	1/2"	10	250	0.62
478-007	3/4"	10	250	0.73
478-010	1"	10	100	1.15
478-012	1-1/4"	5	50	1.62
478-015	1-1/2"	5	50	2.00
478-020	2"	25		2.94



### EXTRA DEEP COUPLINGS (SLIP X SLIP)

479-015	1-1/2"	25		3.02
479-020	2"	15		4.98
479-025	2-1/2"	10		6.41
479-030	3"	8		9.64
479-040	4"	6		19.39



Additional models and sizes available. Please contact your Inside Sales Rep for more information.  
Call 1-800-561-3164 for information regarding NSF Certification.



# BOSHART INDUSTRIES

Telephone: 1-519-595-4444 - Toll Free: 1-800-561-3164

Fax: 1-519-595-4380 - [www.boshart.com](http://www.boshart.com)

4-21

December 4/15

## PVC GRAY SCHEDULE 80 FITTINGS

• NSF/ANSI Standard 14 & 372 Certified

PART NO.	SIZE	QUANTITY CTN	CASE	LIST PRICE-A
----------	------	--------------	------	--------------

PART NO.	SIZE	QUANTITY CTN	CASE	LIST PRICE-A
----------	------	--------------	------	--------------

### TEES (SLIP X SLIP X SLIP)

801-005	1/2"	10	200	6.11
801-007	3/4"	10	100	6.41
801-010	1"	10	50	8.01
801-012	1-1/4"	5	50	22.01
801-015	1-1/2"	5	25	22.01
801-020	2"	10		27.53
801-025	2-1/2"	10		29.93
801-030	3"	5		37.41
801-040	4"	4		43.34
801-060	6"	1		147.98
801-080	8"	2		343.19



### 90° ELBOWS (SLIP X FPT)

807-005	1/2"	10	250	8.52
807-007	3/4"	10	200	10.01
807-010	1"	5	50	10.85
807-012	1-1/4"	5	50	12.49
807-015	1-1/2"	5	25	14.92
807-020	2"	5	25	19.33



### 90° ELBOWS (FPT X FPT)

808-002	1/4"	10	250	5.38
808-003	3/8"	10	250	5.38
808-005	1/2"	10	250	5.01
808-007	3/4"	10	100	6.25
808-010	1"	5	50	7.85
808-012	1-1/4"	5	50	8.48
808-015	1-1/2"	5	25	11.99
808-020	2"	5	25	13.53
808-025	2-1/2"	10		52.71
808-030	3"	12		84.98
808-040	4"	10		149.52



### REDUCING TEES (SLIP X SLIP X SLIP)

801-130	1" X 1" X 1/2"			7.07
801-251	2" X 2" X 1-1/2"	10		18.62
801-291	2-1/2" X 2-1/2" X 1-1/2"	10		24.61
801-420	4" X 4" X 2"	10		55.14
801-532	6" X 6" X 4"	10		147.98



### TEES (SLIP X SLIP X FPT)

802-005	1/2"	10	200	9.67
802-007	3/4"	10	100	12.49
802-010	1"	5	50	14.62
802-012	1-1/4"	5	25	15.64
802-015	1-1/2"	5	25	18.39
802-020	2"	4	20	22.67



### 45° ELBOWS (SLIP X SLIP)

817-005	1/2"	10	250	4.09
817-007	3/4"	10	100	6.23
817-010	1"	10	50	9.35
817-012	1-1/4"	10	50	11.88
817-015	1-1/2"	5	50	14.08
817-020	2"	5	25	18.22
817-025	2-1/2"	10		38.29
817-030	3"	10		46.62
817-040	4"	4		83.96
817-060	6"	2		105.73
817-080	8"	2		229.24



### TEES (FPT X FPT X FPT)

805-002	1/4"	10	250	7.06
805-003	3/8"	10	250	7.06
805-005	1/2"	5	125	7.06
805-007	3/4"	5	125	7.85
805-010	1"	5	50	17.36
805-012	1-1/4"	5	25	18.40
805-015	1-1/2"	5	25	22.30
805-020	2"	4	20	23.98
805-025	2-1/2"	25		87.32
805-030	3"	15		91.19
805-040	4"	5		148.19



### 45° ELBOWS (FPT X FPT)

819-005	1/2"	25		8.07
819-007	3/4"	25		8.64
819-010	1"	25		10.86
819-012	1-1/4"	25		16.57
819-015	1-1/2"	15		20.81
819-020	2"	20		30.88
819-030	3"	15		98.25
819-040	4"	5		140.98



### 90° ELBOWS (SLIP X SLIP)

806-002	1/4"	10	250	2.16
806-003	3/8"	10	250	2.16
806-005	1/2"	10	250	2.16
806-007	3/4"	10	200	2.78
806-010	1"	10	50	4.46
806-012	1-1/4"	5	50	5.98
806-015	1-1/2"	5	25	6.47
806-020	2"	5	25	7.73
806-025	2-1/2"	10		18.09
806-030	3"	10		20.33
806-040	4"	5		30.93
806-060	6"	1		87.98
806-080	8"	2		242.53



### COUPLINGS (SLIP X SLIP)

829-005	1/2"	10	250	3.91
829-007	3/4"	10	250	5.30
829-010	1"	10	100	5.47
829-012	1-1/4"	5	50	8.31
829-015	1-1/2"	5	50	8.97
829-020	2"	5	25	9.61
829-025	2-1/2"	5	25	23.66
829-030	3"	10		27.19
829-040	4"	8		34.04
829-060	6"	4		73.26
829-080	8"	5		98.50



Additional models and sizes available. Please contact your Inside Sales Rep for more information.

# BOSHART INDUSTRIES

4-22

Telephone: 1-519-595-4444 - Toll Free: 1-800-561-3164

December 4/15

Fax: 1-519-595-4380 - [www.boshart.com](http://www.boshart.com)



## PVC GRAY SCHEDULE 80 FITTINGS (cont'd)

• NSF/ANSI Standard 14 & 372 Certified

PART NO.	SIZE	QUANTITY CTN	CASE	LIST PRICE-A		PART NO.	SIZE	QUANTITY CTN	CASE	LIST PRICE-A	
<b>REDUCER COUPLINGS (SLIP X SLIP)</b>						<b>REDUCER BUSHINGS (SPIGOT X SLIP)</b>					
829-101	3/4" X 1/2"	25	100	4.78		837-052	3/8" X 1/4"	5	5	6.40	
829-131	1" X 3/4"	5	40	7.01		837-072	1/2" X 1/4"	10	500	3.47	
829-168	1-1/4" X 1"	5	20	14.21		837-073	1/2" X 3/8"	10	500	3.47	
829-212	1-1/2" X 1-1/4"	20		18.38		837-101	3/4" X 1/2"	10	250	1.26	
829-251	2" X 1-1/2"	5	20	16.79		837-130	1" X 1/2"	10	250	3.63	
829-338	3" X 2"	25		41.20		837-131	1" X 3/4"	10	250	3.63	
829-422	4" X 3"	5		77.65		837-166	1-1/4" X 1/2"	10	100	5.68	
829-532	6" X 4"	5		158.31		837-167	1-1/4" X 3/4"	10	100	5.68	
829-585	8" X 6"	2		479.46		837-168	1-1/4" X 1"	10	150	5.68	
						837-209	1-1/2" X 1/2"	10	100	7.73	
					837-210	1-1/2" X 3/4"	10	100	7.73		
					837-211	1-1/2" X 1"	10	100	7.73		
					837-212	1-1/2" X 1-1/4"	10	100	7.73		
					837-247	2" X 1/2"	5	50	11.01		
					837-248	2" X 3/4"	5	50	11.01		
					837-249	2" X 1"	5	50	11.01		
					837-250	2" X 1-1/4"	5	50	11.01		
					837-251	2" X 1-1/2"	5	50	11.01		
					837-289	2-1/2" X 1"	5	25	25.60		
					837-291	2-1/2" X 1-1/2"	5	25	19.15		
					837-292	2-1/2" X 2"	5	25	19.15		
					837-335	3" X 1"	5	25	30.37		
					837-336	3 X 1-1/4	5	25	30.37		
					837-338	3" X 2"	5	25	30.37		
					837-339	3" X 2-1/2"	5	25	30.37		
					837-420	4" X 2"	10		42.06		
					837-422	4" X 3"	10		42.06		
					837-528	6" X 2"	4		58.47		
					837-530	6" X 3"	4		58.47		
					837-532	6" X 4"	4		58.47		
					837-585	8 X 6	5	5	237.13		
<b>COUPLINGS (FPT X FPT)</b>						<b>REDUCER BUSHINGS (SPIGOT X FPT)</b>					
830-002	1/4"	250		4.71		838-072	1/2" X 1/4"	10	500	3.47	
830-005	1/2"	10	250	4.39		838-101	3/4" X 1/2"	10	250	2.28	
830-007	3/4"	10	250	6.26		838-130	1" X 1/2"	10	250	3.63	
830-010	1"	10	100	6.72		838-131	1" X 3/4"	10	250	3.63	
830-012	1-1/4"	5	50	8.31		838-166	1-1/4" X 1/2"	10	100	7.35	
830-015	1-1/2"	5	50	18.47		838-167	1-1/4" X 3/4"	10	100	7.35	
830-020	2"	5	25	19.40		838-168	1-1/4" X 1"	10	100	7.35	
830-025	2-1/2"	20		46.32		838-209	1-1/2" X 1/2"	10	100	9.20	
830-030	3"	20		54.33		838-210	1-1/2" X 3/4"	10	100	9.20	
830-040	4"	15		94.07		838-211	1-1/2" X 1"	10	100	9.20	
					838-212	1-1/2" X 1-1/4"	10	100	9.20		
					838-247	2" X 1/2"	5	50	11.26		
					838-248	2" X 3/4"	5	50	11.26		
					838-249	2" X 1"	5	50	11.26		
					838-250	2" X 1-1/4"	5	50	11.26		
					838-251	2" X 1-1/2"	5	50	11.26		
					838-292	2-1/2" X 2"	5	25	23.85		
					838-338	3" X 2"	5	25	44.14		
					838-339	3" X 2-1/2"	5	25	44.14		
					838-420	4" X 2"	10		67.82		
					838-422	4" X 3"	10		67.82		
<b>ADAPTERS (SLIP X FPT)</b>						<b>ADAPTERS (MPT X SLIP)</b>					
835-002	1/4"	10	250	6.63		836-005	1/2"	10	250	4.59	
835-005	1/2"	10	250	3.66		836-007	3/4"	10	250	5.04	
835-007	3/4"	10	250	5.47		836-010	1"	10	100	8.76	
835-010	1"	10	100	8.04		836-012	1-1/4"	5	50	10.23	
835-012	1-1/4"	5	50	13.03		836-015	1-1/2"	5	50	14.70	
835-015	1-1/2"	5	50	15.95		836-020	2"	5	25	21.26	
835-020	2"	5	25	27.86		836-025	2-1/2"	5	25	24.17	
835-025	2-1/2"	20		43.98		836-030	3"	2	10	26.80	
835-030	3"	30		48.89		836-040	4"	2	10	47.71	
835-040	4"	20		85.09							

Additional models and sizes available. Please contact your Inside Sales Rep for more information.



# BOSHART INDUSTRIES

Telephone: 1-519-595-4444 - Toll Free: 1-800-561-3164

Fax: 1-519-595-4380 - [www.boshart.com](http://www.boshart.com)

4-23

December 4/15

## PVC GRAY SCHEDULE 80 FITTINGS (cont'd)

• NSF/ANSI Standard 14 & 372 Certified

PART NO.	SIZE	QUANTITY CTN	CASE	LIST PRICE-A	PART NO.	SIZE	QUANTITY CTN	CASE	LIST PRICE-A
----------	------	--------------	------	--------------	----------	------	--------------	------	--------------

### REDUCING BUSHINGS (MPT X FPT)

839-052	3/8" X 1/4"	10	500	7.89
839-072	1/2" X 1/4"	10	500	7.89
839-073	1/2" X 3/8"	10	500	7.89
839-098	3/4" X 1/4"	10	250	5.89
839-099	3/4" X 3/8"	10	250	5.89
839-101	3/4" X 1/2"	10	250	4.87
839-128	1" X 1/4"	10	250	9.50
839-129	1" X 3/8"	10	250	7.60
839-130	1" X 1/2"	10	250	7.60
839-131	1" X 3/4"	10	250	7.60
839-166	1-1/4" X 1/2"	10	100	8.05
839-167	1-1/4" X 3/4"	10	100	8.05
839-168	1-1/4" X 1"	10	100	8.05
839-209	1-1/2" X 1/2"	10	100	9.57
839-210	1-1/2" X 3/4"	10	100	9.57
839-211	1-1/2" X 1"	10	100	9.57
839-212	1-1/2" X 1-1/4"	10	100	9.57
839-247	2" X 1/2"	10	80	14.01
839-248	2" X 3/4"	15	60	14.01
839-249	2" X 1"	15	60	14.01
839-250	2" X 1-1/4"	15	60	14.01
839-251	2" X 1-1/2"	10	50	14.01
839-338	3" X 2"	30		25.75
839-420	4" X 2"	25		54.58
839-422	4" X 3"	15		67.82



### PLUGS (MPT)

850-002	1/4"	10	500	4.14
850-003	3/8"	10	500	4.14
850-005	1/2"	10	500	3.69
850-007	3/4"	10	500	3.85
850-010	1"	10	250	4.71
850-012	1-1/4"	10	100	6.93
850-015	1-1/2"	10	100	8.41
850-020	2"	5	50	8.65
850-025	2-1/2"	5	25	24.17
850-030	3"	5	25	28.21
850-040	4"	2	10	54.89



### FLANGE - SOLID (FPT)

(FIPT) Threaded (gasket type) Gasket not included

852-005	1/2"	25	14.21
852-007	3/4"	75	16.66
852-010	1"	50	18.22
852-012	1-1/4"	20	25.14
852-015	1-1/2"	30	27.44
852-020	2"	20	28.06
852-025	2-1/2"	10	64.50
852-030	3"	10	66.40
852-040	4"	5	124.72



### CAPS (SLIP)

847-002	1/4"	10	500	4.98
847-005	1/2"	10	250	3.85
847-007	3/4"	10	250	4.05
847-010	1"	10	250	7.19
847-012	1-1/4"	10	100	8.66
847-015	1-1/2"	5	50	8.66
847-020	2"	5	50	17.11
847-025	2-1/2"	5	25	34.96
847-030	3"	5	25	40.92
847-040	4"	2	10	68.97
847-060	6"	5		171.60
847-080	8"	2		220.29



### SOLID FLANGE - BLIND (GASKET TYPE)

Blind (gasket type) Gasket not included

853-015	1-1/2"	25	33.24
853-020	2"	25	49.64



### FLANGE LOOSE RING (VANSTONE STYLE - SLIP)

Slip (gasket type) Gasket not included

854-020	2"	5	19.77
854-030	3"	5	33.74
854-040	4"	4	42.65
854-050	5"	2	67.12
854-060	6"	2	67.12
854-080	8"	1	109.30
854-100	10"	1	340.60
854-120	12"	2	367.25



### CAPS (FPT)

848-002	1/4"	10	250	4.78
848-003	3/8"	10	250	4.78
848-005	1/2"	10	250	4.78
848-007	3/4"	10	250	5.38
848-010	1"	10	100	6.77
848-012	1-1/4"	10	100	8.05
848-015	1-1/2"	5	50	9.20
848-020	2"	5	50	18.09
848-025	2-1/2"	5	25	36.17
848-030	3"	5	25	42.61
848-040	4"	2	10	75.02



### PLUGS (SPIGOT)

849-007	3/4"	10	500	3.99
---------	------	----	-----	------



Additional models and sizes available. Please contact your Inside Sales Rep for more information.

# BOSHART INDUSTRIES

Telephone: 1-519-595-4444 - Toll Free: 1-800-561-3164

Fax: 1-519-595-4380 - [www.boshart.com](http://www.boshart.com)

4-24

December 4/15



## PVC GRAY SCHEDULE 80 FITTINGS (cont'd)

• NSF/ANSI Standard 14 & 372 Certified

PART NO.	SIZE	QUANTITY CTN	CASE	LIST PRICE-A
----------	------	--------------	------	--------------

PART NO.	SIZE	QUANTITY CTN	CASE	LIST PRICE-A
----------	------	--------------	------	--------------

### FLANGE LOOSE RING (VANSTONE STYLE - SPIGOT)

### NEOPRENE GASKETS (SCHEDULE 80 FLANGES)

Spigot (gasket type) Gasket not included

856-020	2"	5		19.77
856-030	3"	5		33.74
856-040	4"	4		42.65
856-050	5"	2		67.12
856-060	6"	2		67.12
856-080	8"	1		109.30



85G-005	1/2"			14.22
85G-007	3/4"			14.61
85G-010	1"			16.14
85G-012	1-1/4"			16.66
85G-015	1-1/2"			16.66
85G-020	2"			19.76
85G-025	2-1/2"			20.57
85G-030	3"			21.36
85G-040	4"			22.15
85G-050	5"			31.59
85G-060	6"			37.48
85G-080	8"			41.46
85G-100	10"			63.19
85G-120	12"			73.04

### UNION O-RING (SLIP X SLIP)

• EPDM(Ethylene Propylene Diene Monomer) Rubber O-Ring.

897-005	1/2"	36	288	3.31
897-007	3/4"	24	144	3.31
897-010	1"	12	96	4.30
897-012	1-1/4"	12	96	7.61
897-015	1-1/2"	8	64	9.64
897-020	2"	4	48	15.96
897-030	3"	2	12	41.43



### UNION O-RING (FPT X FPT)

• EPDM(Ethylene Propylene Diene Monomer) Rubber O-Ring.

898-005	1/2"	36	288	2.62
898-007	3/4"	24	144	3.31
898-010	1"	12	96	4.60
898-012	1-1/4"	12	96	7.98
898-015	1-1/2"	8	64	10.06
898-020	2"	4	48	16.32
898-030	3"	2	12	43.66



Additional models and sizes available. Please contact your Inside Sales Rep for more information.





# BOSHART INDUSTRIES

Telephone: 1-519-595-4444 - Toll Free: 1-800-561-3164

Fax: 1-519-595-4380 - [www.boshart.com](http://www.boshart.com)

4-25

December 4/15

## PVC GRAY SCHEDULE 80 NIPPLES

• Manufactured from Extruded NSF Approved Schedule 80 Pipe

PART NO.	SIZE	QUANTITY CTN	LIST PRICE-A	PART NO.	SIZE	QUANTITY CTN	LIST PRICE-A
<b>1/4" NIPPLES</b>				<b>1-1/4" NIPPLES</b>			
880-020	1/4" X 2"	50	1.40	885-005	1-1/4" X CLOSE	25	2.53
880-030	1/4" X 3"	50	1.46	885-020	1-1/4" X 2"	25	2.66
<b>1/2" NIPPLES</b>				<b>1-1/2" NIPPLES</b>			
882-005	1/2" X CLOSE	50	1.75	885-025	1-1/4" X 2-1/2"	25	3.33
882-015	1/2" X 1-1/2"	50	2.18	885-030	1-1/4" X 3"	25	3.78
882-020	1/2" X 2"	50	1.61	885-035	1-1/4" X 3-1/2"	25	3.82
882-025	1/2" X 2-1/2"	50	1.92	885-040	1-1/4" X 4"	25	4.66
882-030	1/2" X 3"	50	1.87	885-045	1-1/4" X 4-1/2"	25	4.57
882-035	1/2" X 3-1/2"	50	1.79	885-050	1-1/4" X 5"	25	4.80
882-040	1/2" X 4"	50	2.11	885-055	1-1/4" X 5-1/2"	25	4.74
882-045	1/2" X 4-1/2"	50	1.72	885-060	1-1/4" X 6"	25	4.96
882-050	1/2" X 5"	25	1.98	885-070	1-1/4" X 7"	25	5.05
882-055	1/2" X 5-1/2"	25	1.94	885-080	1-1/4" X 8"	25	5.94
882-060	1/2" X 6"	50	2.23	885-090	1-1/4" X 9"	25	6.16
882-070	1/2" X 7"	25	3.52	885-100	1-1/4" X 10"	25	7.27
882-080	1/2" X 8"	25	4.55	885-110	1-1/4" X 11"	25	7.13
882-090	1/2" X 9"	25	3.72	885-120	1-1/4" X 12"	25	7.86
882-100	1/2" X 10"	25	5.05	<b>2" NIPPLES</b>			
882-110	1/2" X 11"	25	4.18	886-005	1-1/2" X CLOSE	25	3.04
882-120	1/2" X 12"	25	2.14	886-020	1-1/2" X 2"	25	3.09
<b>3/4" NIPPLES</b>				<b>1-1/2" NIPPLES</b>			
883-005	3/4" X CLOSE	50	1.61	886-025	1-1/2" X 2-1/2"	25	3.55
883-015	3/4" X 1-1/2"	50	1.39	886-030	1-1/2" X 3"	25	4.03
883-020	3/4" X 2"	50	1.66	886-035	1-1/2" X 3-1/2"	25	4.13
883-025	3/4" X 2-1/2"	50	1.71	886-040	1-1/2" X 4"	25	4.66
883-030	3/4" X 3"	50	2.11	886-045	1-1/2" X 4-1/2"	25	4.78
883-035	3/4" X 3-1/2"	50	1.98	886-050	1-1/2" X 5"	25	5.03
883-040	3/4" X 4"	50	2.41	886-055	1-1/2" X 5-1/2"	25	5.40
883-050	3/4" X 5"	25	2.28	886-060	1-1/2" X 6"	25	5.70
883-055	3/4" X 5-1/2"	25	2.31	886-070	1-1/2" X 7"	25	5.68
883-060	3/4" X 6"	25	2.68	886-080	1-1/2" X 8"	25	6.79
883-070	3/4" X 7"	25	2.83	886-090	1-1/2" X 9"	25	7.04
883-080	3/4" X 8"	25	3.52	886-100	1-1/2" X 10"	25	8.35
883-090	3/4" X 9"	25	3.19	886-110	1-1/2" X 11"	25	8.40
883-100	3/4" X 10"	25	4.44	886-120	1-1/2" X 12"	25	9.51
883-110	3/4" X 11"	25	3.84	<b>2" NIPPLES</b>			
883-120	3/4" X 12"	25	4.74	887-005	2" X CLOSE	25	4.01
<b>1" NIPPLES</b>				<b>2" NIPPLES</b>			
884-005	1" X CLOSE	50	2.17	887-025	2" X 2-1/2"	25	3.86
884-020	1" X 2"	50	2.14	887-030	2" X 3"	25	4.34
884-025	1" X 2-1/2"	50	2.05	887-035	2" X 3-1/2"	25	4.85
884-030	1" X 3"	50	2.48	887-040	2" X 4"	25	5.51
884-035	1" X 3-1/2"	50	2.46	887-045	2" X 4-1/2"	25	6.09
884-040	1" X 4"	25	2.96	887-050	2" X 5"	25	6.50
884-045	1" X 4-1/2"	25	2.78	887-055	2" X 5-1/2"	25	6.85
884-050	1" X 5"	25	2.93	887-060	2" X 6"	25	7.26
884-055	1" X 5-1/2"	25	3.11	887-070	2" X 7"	25	7.37
884-060	1" X 6"	25	3.69	887-080	2" X 8"	25	8.96
884-070	1" X 7"	25	3.70	887-090	2" X 9"	25	9.05
884-080	1" X 8"	25	4.35	887-100	2" X 10"	25	10.64
884-090	1" X 9"	25	4.72	887-110	2" X 11"	25	10.54
884-100	1" X 10"	25	5.10	887-120	2" X 12"	25	11.95
884-110	1" X 11"	25	5.13				
884-120	1" X 12"	25	5.79				



# BOSHART INDUSTRIES

Telephone: 1-519-595-4444 - Toll Free: 1-800-561-3164

Fax: 1-519-595-4380 - [www.boshart.com](http://www.boshart.com)

4-26





# BOSHART INDUSTRIES

Telephone: 1-519-595-4444 - Toll Free: 1-800-561-3164

Fax: 1-519-595-4380 - [www.boshart.com](http://www.boshart.com)

4-27

December 4/15

## MARINE GRADE - ALL STAINLESS HOSE CLAMPS - SERIES 87

- 5/16" 305 Stainless Steel Slotted Hex Head Screw
- 300 Series Stainless Steel Band and Housing
- 1/2" Wide Band
- All Packaging Is Bar Coded



**NOTE: STAINLESS STEEL CLAMPS MUST BE ORDERED IN BAG/CARTON QUANTITIES. BULK CLAMPS MUST BE ORDERED IN CASE QUANTITIES.**

Series 87: 300 SS Band/300 SS Housing/305 SS Screw

The 300 (Series 87) contains a high content of nickel providing strong corrosion resistance and is suitable for outdoor use with no shielding.

305 Screw (Series 87) vs. 410 Screw (Series 67)

The 305 screw (Series 87) has a high content of nickel. The 410 (Series 67) offers no nickel content. Type 305 (Series 87) when finished could be used where a non-magnetic material is required, where as the 410 (Series 67) cannot. The 305 (Series 87) screw rod is resistant to atmospheric corrosion and many organic chemicals and a wide variety of inorganic chemicals, while the 410 (Series 67) typically will resist corrosion in only light industrial and domestic environments.

PART NO.	QUANTITY		LIST-A EACH	BULK PART NO.	QTY BULK	LIST-A EACH	BOXED PART NO.	BOX QUANTITY		LIST-A EACH	SIZE RNG IN.		SIZE RNG MM.	
	BAG	CTN						INNER	MST		MIN.	MAX.	MIN.	MAX.
SSC8704 *	10	200	0.89	SSCB8704 *	200	0.85	SSCX8704 *	10	160	0.98	7/32	5/8	5.60	16.00
SSC8705 *	10	200	0.89	SSCB8705 *	200	0.85	SSCX8705 *	10	160	0.98	5/16	11/16	7.94	17.46
<b>* #4 &amp; #5 Mini Clamps have 300 Series S.S. Band and Housing c/w 1/4" 305 Series S. S. Slotted Hex Head Screw</b>														
SSC8706	10	200	1.14	SSCB8706	200	1.10	SSCX8706	10	80	1.24	7/16	25/32	11.00	20.00
SSC8708	10	200	1.14	SSCB8708	200	1.10	SSCX8708	10	80	1.24	1/2	29/32	13.00	23.00
SSC8710	10	200	1.14	SSCB8710	200	1.10	SSCX8710	10	80	1.24	9/16	1-1/16	14.00	27.00
SSC8712	10	200	1.16	SSCB8712	200	1.12	SSCX8712	10	160	1.24	11/16	1-1/4	17.00	32.00
SSC8716	10	200	1.16	SSCB8716	200	1.12	SSCX8716	10	160	1.25	13/16	1-1/2	21.00	38.00
SSC8720	10	200	1.18	SSCB8720	200	1.14	SSCX8720	10	160	1.27	13/16	1-3/4	21.00	44.00
SSC8724	10	200	1.18	SSCB8724	200	1.13	SSCX8724	10	160	1.27	1-1/16	2	27.00	51.00
SSC8728	10	200	1.22	SSCB8728	200	1.15	SSCX8728	10	160	1.29	1-5/16	2-1/4	33.00	57.00
SSC8732	10	200	1.22	SSCB8732	200	1.15	SSCX8732	10	80	1.31	1-9/16	2-1/2	40.00	64.00
SSC8736	10	100	1.27	SSCB8736	100	1.21	SSCX8736	10	80	1.39	1-13/16	2-3/4	46.00	70.00
SSC8740	10	100	1.41	SSCB8740	100	1.35	SSCX8740	10	80	1.54	2-1/16	3	52.00	76.00
SSC8744	10	100	1.75	SSCB8744	100	1.65	SSCX8744	10	80	1.87	2-5/16	3-1/4	59.00	83.00
SSC8748	10	100	1.75	SSCB8748	100	1.65	SSCX8748	10	10	2.03	2-9/16	3-1/2	65.00	89.00
SSC8752	10	100	1.82	SSCB8752	100	1.72	SSCX8752	10	10	2.10	2-13/16	3-3/4	71.00	95.00
SSC8756	10	100	1.82	SSCB8756	100	1.72	SSCX8756	10	10	2.10	3-1/16	4	78.00	102.00
SSC8760	10	100	1.87	SSCB8760	100	1.78	SSCX8760	10	10	2.15	3-5/16	4-1/4	84.00	108.00
SSC8764	10	50	1.89	SSCB8764	50	1.79	SSCX8764	10	10	2.15	3-9/16	4-1/2	91.00	114.00
SSC8772	10	50	2.02	SSCB8772	50	1.94	SSCX8772	10	10	2.26	1-7/8	5	48.00	127.00
SSC8780	10	50	2.10	SSCB8780	50	2.00	SSCX8780	10	10	2.32	2-1/2	5-1/2	64.00	140.00
SSC8788	10	50	2.34	SSCB8788	50	2.24	SSCX8788	10	10	2.54	3-1/8	6	79.00	152.00
SSC8796	10	50	2.39	SSCB8796	50	2.29	SSCX8796	10	10	2.59	3-5/8	6-1/2	92.00	165.00
SSC87104	10	200	2.47	SSCB87104	200	2.24	SSCX87104	5	10	2.84	4-1/8	7	105.00	178.00
SSC87128	10	150	3.81	SSCB87128	100	3.59					5-5/8	8-1/2	143.00	216.00
SSC87152	10	100	4.20	SSCB87152	100	3.96					7-1/8	10	181.00	254.00
SSC87188	10	100	4.64	SSCB87188	100	4.40					9-3/8	12-1/4	238.00	311.00
SSC87212	10	100	5.83	SSCB87212	100	5.59					10-7/8	13-3/4	276.00	349.00
SSC87224	10	100	6.48	SSCB87224	100	6.25					11-5/8	14-1/2	295.00	368.00

# BOSHART INDUSTRIES

4-28  
December 4/15

Telephone: 1-519-595-4444 - Toll Free: 1-800-561-3164  
Fax: 1-519-595-4380 - [www.boshart.com](http://www.boshart.com)



## ALL STAINLESS STEEL HOSE CLAMPS - SERIES 67

- 5/16" 410 Stainless Steel Slotted Hex Head Screw
- 300 Series Stainless Steel Band and Housing
- 1/2" Wide Band
- All Packaging Is Bar Coded



**NOTE: STAINLESS STEEL CLAMPS  
MUST BE ORDERED IN  
BAG/CARTON QUANTITIES.  
BULK CLAMPS MUST BE ORDERED  
IN CASE QUANTITIES.**

305 Screw (Series 87) vs. 410 Screw (Series 67)

The 305 screw (Series 87) has a high content of nickel. The 410 (Series 67) offers no nickel content. Type 305 (Series 87) when finished could be used where a non-magnetic material is required, where as the 410 (Series 67) cannot. The 305 (Series 87) screw rod is resistant to atmospheric corrosion and many organic chemicals and a wide variety of inorganic chemicals, while the 410 (Series 67) typically will resist corrosion in only light industrial and domestic environments.

PART NO.	QUANTITY		LIST-A EACH	BULK PART NO.	QTY BULK	LIST-A EACH	BOXED PART NO.	BOX QUANTITY		LIST-A EACH	SIZE RNG IN.		SIZE RNG MM.	
	BAG	CTN						INNER	MST		MIN.	MAX.	MIN.	MAX.
SSC6704 *	10	200	0.85	SSCB6704 *	200	0.81	SSCX6704 *	10	160	0.94	7/32	5/8	5.60	16.00
SSC6705 *	10	200	0.85	SSCB6705 *	200	0.81	SSCX6705 *	10	160	0.94	5/16	11/16	7.94	17.46
<b>* #4 &amp; #5 Mini Clamps have 200/300 Series S.S. Band and Housing c/w 1/4" 200/300 Series S. S. Slotted Hex Head Screw</b>														
SSC6706	10	200	1.09	SSCB6706	200	1.05	SSCX6706	10	80	1.19	7/16	25/32	11.00	20.00
SSC6708	10	200	1.08	SSCB6708	200	1.05	SSCX6708	10	80	1.19	1/2	29/32	13.00	23.00
SSC6710	10	200	1.08	SSCB6710	200	1.05	SSCX6710	10	80	1.19	9/16	1-1/16	14.00	27.00
SSC6712	10	200	1.11	SSCB6712	200	1.06	SSCX6712	10	160	1.19	11/16	1-1/4	17.00	32.00
SSC6716	10	200	1.11	SSCB6716	200	1.06	SSCX6716	10	160	1.20	13/16	1-1/2	21.00	38.00
SSC6720	10	200	1.12	SSCB6720	200	1.08	SSCX6720	10	160	1.21	13/16	1-3/4	21.00	44.00
SSC6724	10	200	1.12	SSCB6724	200	1.08	SSCX6724	10	160	1.21	1-1/16	2	27.00	51.00
SSC6728	10	200	1.16	SSCB6728	200	1.10	SSCX6728	10	160	1.23	1-5/16	2-1/4	33.00	57.00
SSC6732	10	200	1.16	SSCB6732	200	1.10	SSCX6732	10	80	1.23	1-9/16	2-1/2	40.00	64.00
SSC6736	10	100	1.22	SSCB6736	100	1.15	SSCX6736	10	80	1.30	1-13/16	2-3/4	46.00	70.00
SSC6740	10	100	1.34	SSCB6740	100	1.29	SSCX6740	10	80	1.51	2-1/16	3	52.00	76.00
SSC6744	10	100	1.67	SSCB6744	100	1.57	SSCX6744	10	80	1.77	2-5/16	3-1/4	59.00	83.00
SSC6748	10	100	1.67	SSCB6748	100	1.57	SSCX6748	10	10	1.96	2-9/16	3-1/2	65.00	89.00
SSC6752	10	100	1.74	SSCB6752	100	1.64	SSCX6752	10	2.02	2-13/16	3-3/4	71.00	95.00	
SSC6756	10	100	1.74	SSCB6756	100	1.64	SSCX6756	10	2.02	3-1/16	4	78.00	102.00	
SSC6760	10	100	1.79	SSCB6760	100	1.69	SSCX6760	10	2.07	3-5/16	4-1/4	84.00	108.00	
SSC6764	10	50	1.80	SSCB6764	50	1.70	SSCX6764	10	2.07	3-9/16	4-1/2	91.00	114.00	
SSC6772	10	50	1.93	SSCB6772	50	1.85	SSCX6772	10	2.18	1-7/8	5	48.00	127.00	
SSC6780	10	50	2.01	SSCB6780	50	1.91	SSCX6780	10	2.23	2-1/2	5-1/2	64.00	140.00	
SSC6788	10	50	2.23	SSCB6788	50	2.13	SSCX6788	10	2.44	3-1/8	6	79.00	152.00	
SSC6796	10	50	2.28	SSCB6796	50	2.18	SSCX6796	10	2.49	3-5/8	6-1/2	92.00	165.00	
SSC67104	10	200	2.36	SSCB67104	200	2.13	SSCX67104	5	2.73	4-1/8	7	105.00	178.00	
SSC67128	10	100	3.65	SSCB67128	150	3.41				5-5/8	8-1/2	143.00	216.00	
SSC67152	10		4.00	SSCB67152	100	3.76				7-1/8	10	181.00	254.00	
SSC67188	10		4.42	SSCB67188	100	4.18				9-3/8	12-1/4	238.00	311.00	
SSC67212	10		5.83	SSCB67212	100	5.59				10-7/8	13-3/4	276.00	349.00	
SSC67224	10		6.48	SSCB67224	100	6.25				11-5/8	14-1/2	295.00	368.00	



# BOSHART INDUSTRIES

Telephone: 1-519-595-4444 - Toll Free: 1-800-561-3164

Fax: 1-519-595-4380 - [www.boshart.com](http://www.boshart.com)

4-29

December 4/15

## STAINLESS STEEL HOSE CLAMP WITH CARBON STEEL SCREW - SERIES 77

- 5/16" Yellow dichromate plated carbon steel slotted hex head
- 300 Series Stainless Steel Band and Housing
- 1/2" Wide Band
- All Packaging Is Bar Coded



**NOTE: STAINLESS STEEL CLAMPS MUST BE ORDERED IN BAG/CARTON QUANTITIES. BULK CLAMPS MUST BE ORDERED IN CASE QUANTITIES.**

The combination of the high nickel content of the 300 series stainless steel and the plating of the carbon steel screw allows this hose clamp to be used in above ground outdoor and indoor applications where corrosion is somewhat of an issue. The yellow coloured screw allows for easy identification against an ALL stainless steel clamp. Used for all standard clamp applications.

PART NO.	QUANTITY		LIST-A EACH	BULK PART NO.	QTY BULK	LIST-A EACH	BOXED PART NO.	BOX QUANTITY		LIST-A EACH	SIZE RNG IN.		SIZE RNG MM.	
	BAG	CTN						INNER	MST		MIN.	MAX.	MIN.	MAX.
SSC7704 *	10	200	0.72	SSCB7704 *	200	0.67	SSCX7704 *	10	160	0.80	7/32	5/8	5.60	16.00
SSC7705 *	10	200	0.72	SSCB7705 *	200	0.68	SSCX7705 *	10	160	0.80	5/16	11/16	7.94	17.46
<b>* #4 &amp; #5 Mini Clamps have 200/300 Series Stainless Band and Housing c/w 1/4" Carbon Steel Slotted Hex Head Screw</b>														
SSC7706	10	200	0.92	SSCB7706	200	1.06	SSCX7706	10	80	1.02	7/16	25/32	11.00	20.00
SSC7708	10	200	0.92	SSCB7708	200	0.88	SSCX7708	10	80	1.02	1/2	29/32	13.00	23.00
SSC7710	10	200	0.92	SSCB7710	200	0.88	SSCX7710	10	80	1.02	9/16	1-1/16	14.00	27.00
SSC7712	10	200	0.92	SSCB7712	200	0.88	SSCX7712	10	160	1.01	11/16	1-1/4	17.00	32.00
SSC7716	10	200	0.92	SSCB7716	200	0.88	SSCX7716	10	160	1.02	13/16	1-1/2	21.00	38.00
SSC7720	10	200	0.94	SSCB7720	200	0.90	SSCX7720	10	160	1.03	13/16	1-3/4	21.00	44.00
SSC7724	10	200	0.94	SSCB7724	200	0.90	SSCX7724	10	160	1.03	1-1/16	2	27.00	51.00
SSC7728	10	200	1.06	SSCB7728	200	0.99	SSCX7728	10	160	1.12	1-5/16	2-1/4	33.00	57.00
SSC7732	10	200	1.06	SSCB7732	200	0.99	SSCX7732	10	80	1.13	1-9/16	2-1/2	40.00	64.00
SSC7736	10	100	1.06	SSCB7736	100	1.00	SSCX7736	10	80	1.13	1-13/16	2-3/4	46.00	70.00
SSC7740	10	100	1.26	SSCB7740	100	1.21	SSCX7740	10	80	1.43	2-1/16	3	52.00	76.00
SSC7744	10	100	1.55	SSCB7744	100	1.45	SSCX7744	10	80	1.67	2-5/16	3-1/4	59.00	83.00
SSC7748	10	100	1.55	SSCB7748	100	1.45	SSCX7748	10	10	1.81	2-9/16	3-1/2	65.00	89.00
SSC7752	10	100	1.60	SSCB7752	100	1.50	SSCX7752	10	10	1.89	2-13/16	3-3/4	71.00	95.00
SSC7756	10	100	1.67	SSCB7756	100	1.57	SSCX7756	10	10	1.93	3-1/16	4	78.00	102.00
SSC7764	10	50	1.67	SSCB7764	50	1.57	SSCX7764	10	10	1.95	3-9/16	4-1/2	91.00	114.00
SSC7772	10	50	1.74	SSCB7772	50	1.69	SSCX7772	10	10	2.02	1-7/8	5	48.00	127.00
SSC7780	10	50	1.89	SSCB7780	50	1.79	SSCX7780	10	10	2.12	2-1/2	5-1/2	64.00	140.00
SSC7788	10	50	1.89	SSCB7788	50	1.79	SSCX7788	10	10	2.12	3-1/8	6	79.00	152.00
SSC7796	10	50	2.01	SSCB7796	50	1.91	SSCX7796	10	10	2.24	3-5/8	6-1/2	92.00	165.00
SSC77104	10		2.18	SSCB77104	200	1.94					4-1/8	7	105.00	178.00
SSC77128	10		3.26	SSCB77128	150	3.02					5-5/8	8-1/2	143.00	216.00
SSC77152	10		3.50	SSCB77152	100	3.26					7-1/8	10	181.00	254.00
SSC77188	10		3.92	SSCB77188	100	3.68					9-3/8	12-1/4	238.00	311.00
SSC77212	10		10.38	SSCB77212	100	10.14					10-7/8	13-3/4	276.00	349.00
SSC77224	10		10.95	SSCB77224	100	10.71					11-5/8	14-1/2	295.00	368.00

# BOSHART INDUSTRIES

4-30  
December 4/15

Telephone: 1-519-595-4444 - Toll Free: 1-800-561-3164  
Fax: 1-519-595-4380 - [www.boshart.com](http://www.boshart.com)



## MARINE GRADE - ALL STAINLESS HOSE CLAMPS - BII SERIES 2-87

- 5/16" 304 Stainless Steel Slotted Hex Head Screw
- 300 Series Stainless Steel Band and Housing
- 1/2" Wide Band
- All Packaging Is Bar Coded



**NOTE: STAINLESS STEEL CLAMPS MUST BE ORDERED IN BAG/CARTON QUANTITIES. BULK CLAMPS MUST BE ORDERED IN CASE QUANTITIES.**

Series 87: 300 SS Band/300 SS Housing/304 SS Screw

The 300 (Series 87) standard grade of steel is used as a high performance alternative to the 200 (67 Series) standard grade of steel. The 300 (Series 87) contains a high content of nickel providing strong corrosion resistance and is suitable for outdoor use with no shielding.

PART NO.	QUANTITY		LIST-A EACH	BULK PART NO.	QTY BULK	LIST-A EACH	BOXED PART NO.	BOX QUANTITY		LIST-A EACH	SIZE RNG IN.		SIZE RNG MM.		
	BAG	CTN						INNER	MST		MIN.	MAX.	MIN.	MAX.	
2-SSC8704 *	10	200	0.38	2-SSCB8704 *	200	0.38	2-SSCX8704 *	10	160	0.55	1/4	5/8	6.35	15.87	
2-SSC8705 *	10	200	0.40	2-SSCB8705 *	200	0.40	2-SSCX8705 *	10	160	0.57	5/16	7/8	7.94	22.23	
<b>* #4 &amp; #5 Mini Clamps have 5/16" 300 Series S.S. Band and Housing c/w 1/4" 304 Series S. S. Slotted Hex Head Screw</b>															
2-SSC8706	10	200	0.84	2-SSCB8706	200	0.83	2-SSCX8706	10	80	1.02	3/8	7/8	10	22	
2-SSC8708	10	200	0.86	2-SSCB8708	200	0.85	2-SSCX8708	10	80	1.04	7/16	1	11	25	
2-SSC8710	10	200	0.89	2-SSCB8710	200	0.88	2-SSCX8710	10	80	1.07	1/2	1-1/16	13	27	
2-SSC8712	10	200	0.91	2-SSCB8712	200	0.90	2-SSCX8712	10	160	1.09	1/2	1-1/4	13	32	
2-SSC8716	10	200	0.94	2-SSCB8716	200	0.93	2-SSCX8716	10	160	1.13	11/16	1-1/2	18	38	
2-SSC8720	10	200	0.98	2-SSCB8720	200	0.98	2-SSCX8720	10	160	1.15	3/4	1-3/4	19	44	
2-SSC8724	10	200	1.03	2-SSCB8724	200	1.03	2-SSCX8724	10	160	1.20	1	2	25	51	
2-SSC8728	10	200	1.07	2-SSCB8728	200	1.07	2-SSCX8728	10	160	1.24					
2-SSC8732	10	200	1.11	2-SSCB8732	200	1.11	2-SSCX8732	10	40	1.30	1-1/2	2-1/2	38	63	
2-SSC8736	10	100	1.15	2-SSCB8736	100	1.14	2-SSCX8736	10	80	1.34	1-3/4	2-3/4	44	70	
2-SSC8740	10	100	1.20	2-SSCB8740	100	1.19	2-SSCX8740	10	40	1.49	2	3	51	76	
2-SSC8744	10	100	1.24	2-SSCB8744	100	1.23	2-SSCX8744	10	80	1.53	2-1/4	3-1/4	57	82	
2-SSC8748	10	100	1.29	2-SSCB8748	100	1.28	2-SSCX8748	10	10	1.73	2-1/2	3-1/2	64	89	
2-SSC8752	10	100	1.36	2-SSCB8752	100	1.35	2-SSCX8752	10	10	1.79	2-3/4	3-3/4	70	95	
2-SSC8756	10	100	1.40	2-SSCB8756	100	1.39	2-SSCX8756	10	10	1.83	3	4	76	101	
2-SSC8764	10	50	1.49	2-SSCB8764	50	1.47	2-SSCX8764	10	10	1.93	2-1/2	4-1/2	64	114	
2-SSC8772	10	50	1.58	2-SSCB8772	50	1.56	2-SSCX8772	10	10	2.01	3	5	76	127	
2-SSC8780	10	50	1.65	2-SSCB8780	50	2.08	2-SSCX8780	10	10	2.08	3-1/2	5-1/2	89	140	
2-SSC8788	10	50	1.72	2-SSCB8788	50	1.70	2-SSCX8788	10	10	2.15	4	6	102	152	
2-SSC8796	10	50	1.79	2-SSCB8796	50	2.38	2-SSCX8796	10	10	2.23	4-1/2	6-1/2	114	165	
2-SSC87104	10	200	1.96	2-SSCB87104	200	2.41	2-SSCX87104	5		2.63	5	7	127	178	
2-SSC87116	10	200	2.02	2-SSCB87116	100	1.98					5-3/4	7-3/4	146	197	
2-SSC87128	10	200	2.20	2-SSCB87128	100	2.19	2-SSCX87128			2.67	6-1/2	8-1/2	165	216	
2-SSC87140	10	200	2.38	2-SSCB87140	100	2.38					7-1/4	9-1/4	184	235	
2-SSC87152	10	200	2.51	2-SSCB87152	100	2.50	2-SSCX87152			3.18	8	10	203	254	
2-SSC87188	10	100	2.90				2-SSCX87188			3.57	10-1/2	12-1/4	267	311	
2-SSC87224	10	100	3.28	2-SSCB87224	100	3.27	2-SSCX87224			3.95	12-1/2	14-1/2	318	368	
2-SSC87248	10	100	3.54								14	16	356	406	



# BOSHART INDUSTRIES

Telephone: 1-519-595-4444 - Toll Free: 1-800-561-3164


Fax: 1-519-595-4380 - [www.boshart.com](http://www.boshart.com)

4-31

December 4/15

## ALL STAINLESS STEEL HOSE CLAMPS - BII SERIES 2-67

- 5/16" 200 Stainless Steel Slotted Hex Head Screw
- 200 Series Stainless Steel Band and Housing
- 1/2" Wide Band
- All Packaging Is Bar Coded



**NOTE: STAINLESS STEEL CLAMPS MUST BE ORDERED IN BAG/CARTON QUANTITIES. BULK CLAMPS MUST BE ORDERED IN CASE QUANTITIES.**

Series 67: 200 SS Band/200 SS Housing/200 SS Screw

The 200 standard grade of steel is used as an inexpensive alternative to the 300 standard grade of steel. The 200 series contains less nickel reducing its corrosion resistance when compared to the 300 series. The 200 series is best suited for mild, corrosive environments such as indoor use or shielded areas. User should avoid highly corrosive environments with 200 standard grade of steel.

PART NO.	QUANTITY		LIST-A EACH	BULK PART NO.	QTY BULK	LIST-A EACH	BOXED PART NO.	BOX QUANTITY		LIST-A EACH	SIZE RNG IN.		SIZE RNG MM.	
	BAG	CTN						INNER	MST		MIN.	MAX.	MIN.	MAX.
2-SSC6704 *	10	200	0.33	2-SSCB6704 *	200	0.33	2-SSCX6704 *	10	160	0.49	1/4	5/8	6.35	15.87
2-SSC6705 *	10	200	0.34	2-SSCB6705 *	200	0.34	2-SSCX6705 *	10	160	0.50	5/16	7/8	7.94	22.23
<b>* #4 &amp; #5 Mini Clamps have 5/16" 200 Series S.S. Band and Housing c/w 1/4" 200 Series S. S. Slotted Hex Head Screw</b>														
2-SSC6706	10	200	0.72	2-SSCB6706	200	0.71	2-SSCX6706	10	80	0.90	3/8	7/8	10	22
2-SSC6708	10	200	0.74	2-SSCB6708	200	0.73	2-SSCX6708	10	80	0.92	7/16	1	11	25
2-SSC6710	10	200	0.76	2-SSCB6710	200	0.75	2-SSCX6710	10	80	0.94	1/2	1-1/16	13	27
2-SSC6712	10	200	0.79	2-SSCB6712	200	0.78	2-SSCX6712	10	160	0.96	1/2	1-1/4	13	32
2-SSC6716	10	200	0.82	2-SSCB6716	200	0.81	2-SSCX6716	10	160	1.00	11/16	1-1/2	18	38
2-SSC6720	10	200	0.85	2-SSCB6720	200	0.85	2-SSCX6720	10	160	1.04	3/4	1-3/4	19	44
2-SSC6724	10	200	0.89	2-SSCB6724	200	0.89	2-SSCX6724	10	160	1.08	1	2	25	51
2-SSC6728	10	200	0.92	2-SSCB6728	200	0.92	2-SSCX6728	10	160	1.11	1-1/4	2-1/4	32	57
2-SSC6732	10	200	0.97	2-SSCB6732	200	0.97	2-SSCX6732	10	40	1.17	1-1/2	2-1/2	38	63
2-SSC6736	10	100	1.00	2-SSCB6736	100	0.99	2-SSCX6736	10	40	1.20	1-3/4	2-3/4	44	70
2-SSC6740	10	100	1.05	2-SSCB6740	100	1.04	2-SSCX6740	10	40	1.35	2	3	51	76
2-SSC6744	10	100	1.09	2-SSCB6744	100	1.08	2-SSCX6744	10	40	1.37	2-1/4	3-1/4	57	82
2-SSC6748	10	100	1.14	2-SSCB6748	100	1.13	2-SSCX6748	10	40	1.59	2-1/2	3-1/2	64	89
2-SSC6752	10	100	1.19	2-SSCB6752	100	1.18	2-SSCX6752	10	160	1.64	2-3/4	3-3/4	70	95
2-SSC6756	10	100	1.23	2-SSCB6756	100	1.22	2-SSCX6756	10	160	1.67	3	4	76	101
2-SSC6764	10	50	1.32	2-SSCB6764	50	1.30	2-SSCX6764	10	160	1.77	2-1/2	4-1/2	64	114
2-SSC6772	10	50	1.40	2-SSCB6772	50	1.38	2-SSCX6772	10	160	1.85	3	5	76	127
2-SSC6780	10	50	1.49	2-SSCB6780	50	1.48	2-SSCX6780	10	160	1.94	3-1/2	5-1/2	89	140
2-SSC6788	10	50	1.57	2-SSCB6788	50	1.55	2-SSCX6788	10	160	2.02	4	6	102	152
2-SSC6796	10	50	1.65	2-SSCB6796	50	1.63	2-SSCX6796	10	160	2.10	4-1/2	6-1/2	114	165
2-SSC67104	10	200	1.73	2-SSCB67104	100	1.72	2-SSCX67104	5	160	2.41	5	7	127	178
2-SSC67116	10	200	1.84	2-SSCB67116	100	1.83	2-SSCX67116	10	160	2.67	5-3/4	7-3/4	146	197
2-SSC67128	10	200	1.99	2-SSCB67128	100	1.98	2-SSCX67128	10	160	2.95	6-1/2	8-1/2	165	216
2-SSC67140	10	200	2.11	2-SSCB67140	100	2.10	2-SSCX67140	10	160	3.29	7-1/4	9-1/4	184	235
2-SSC67152	10	200	2.26	2-SSCB67152	100	2.25	2-SSCX67152	10	160	3.29	8	10	203	254
2-SSC67188	10	100	2.60	2-SSCB67188	100	2.59	2-SSCX67188	10	160	3.29	10-1/2	12-1/4	267	311
2-SSC67224	10	100	2.93	2-SSCB67224	100	2.92	2-SSCX67224	10	160	3.29	12-1/2	14-1/2	318	368
2-SSC67248	10	100	3.16	2-SSCB67248	100	3.15	2-SSCX67248	10	160	3.29	14	16	356	406

# BOSHART INDUSTRIES

4-32  
April 17/15

Telephone: 1-519-595-4444 - Toll Free: 1-800-561-3164  
Fax: 1-519-595-4380 - [www.boshart.com](http://www.boshart.com)



## STAINLESS STEEL HOSE CLAMP WITH CARBON STEEL SCREW - BII SERIES 2-77

- Yellow dichromate plated carbon steel slotted hex head
- 200 Series Stainless Steel Band and Housing
- 1/2" Wide Band
- All Packaging Is Bar Coded



**NOTE: STAINLESS STEEL CLAMPS MUST BE ORDERED IN BAG/CARTON QUANTITIES. BULK CLAMPS MUST BE ORDERED IN CASE QUANTITIES.**

The combination of the high nickel content of the 200 series stainless steel and the plating of the carbon steel screw allows this hose clamp to be used in above ground outdoor and indoor applications where corrosion is somewhat of an issue. The yellow coloured screw allows for easy identification against an ALL stainless steel clamp. Used for all standard clamp applications.

PART NO.	QUANTITY		LIST-A EACH	BULK PART NO.	QTY BULK	LIST-A EACH	SIZE RNG IN.		SIZE RNG MM.	
	BAG	CTN					MIN.	MAX.	MIN.	MAX.
2-SSC7704 *	10	200	0.26	2-SSCB7704 *	200	0.26	1/4	5/8	6.35	15.87
2-SSC7705 *	10	200	0.28	2-SSCB7705 *	200	0.28	5/16	7/8	7.94	22.23
<b>* #4 &amp; #5 Mini Clamps have 5/16" 200/300 Series Stainless Band and Housing c/w 1/4" Carbon Steel Slotted Hex Head Screw</b>										
2-SSC7706	10	200	0.58	2-SSCB7706	200	0.58	3/8	7/8	10	22
2-SSC7708	10	200	0.60	2-SSCB7708	200	0.59	7/16	1	11	25
2-SSC7710	10	200	0.62	2-SSCB7710	200	0.61	1/2	1-1/16	13	27
2-SSC7712	10	200	0.65	2-SSCB7712	200	0.64	1/2	1-1/4	13	32
2-SSC7716	10	200	0.68	2-SSCB7716	200	0.67	11/16	1-1/2	18	38
2-SSC7720	10	200	0.71	2-SSCB7720	200	0.71	3/4	1-3/4	19	44
2-SSC7724	10	200	0.74	2-SSCB7724	200	0.74	1	2	25	51
2-SSC7728	10	200	0.78	2-SSCB7728	200	0.77				
2-SSC7732	10	200	0.81	2-SSCB7732	200	0.80	1-1/2	2-1/2	38	63
2-SSC7736	10	100	0.85	2-SSCB7736	100	0.84	1-3/4	2-3/4	44	70
2-SSC7740	10	100	0.91	2-SSCB7740	100	0.90	2	3	51	76
2-SSC7744	10	100	0.94	2-SSCB7744	100	0.93	2-1/4	3-1/4	57	82
2-SSC7748	10	100	0.98	2-SSCB7748	100	0.97	2-1/2	3-1/2	64	89
2-SSC7752	10	100	1.02	2-SSCB7752	100	1.01	2-3/4	3-3/4	70	95
2-SSC7756	10	100	1.06	2-SSCB7756	100	1.05	3	4	76	101
2-SSC7764	10	50	1.17	2-SSCB7764	50	1.15	2-1/2	4-1/2	64	114
2-SSC7772	10	50	1.23	2-SSCB7772	50	1.21	3	5	76	127
2-SSC7780	10	50	1.31	2-SSCB7780	50	1.29	3-1/2	5-1/2	89	140
2-SSC7788	10	50	1.39	2-SSCB7788	50	1.37	4	6	102	152
2-SSC7796	10	50	1.49	2-SSCB7796	50	1.47	4-1/2	6-1/2	114	165
2-SSC77104	10	200	1.57	2-SSCB77104	100	1.56	5	7	127	178
2-SSC77116	10	200	1.68	2-SSCB77116	100	1.67	5-3/4	7-3/4	146	197
2-SSC77128	10	200	1.82	2-SSCB77128	100	1.81	6-1/2	8-1/2	165	216
2-SSC77140	10	200	1.92	2-SSCB77140	100	1.91	7-1/4	9-1/4	184	235
2-SSC77152	10	200	2.03	2-SSCB77152	100	2.02	8	10	203	254
2-SSC77188	10	100	2.36				10-1/2	12-1/4	267	311
2-SSC77224	10	100	2.70	2-SSCB77224	100	2.69	12-1/2	14-1/2	318	368
2-SSC77248	10	100	2.93				14	16	356	406





# BOSHART INDUSTRIES

Telephone: 1-519-595-4444 - Toll Free: 1-800-561-3164

Fax: 1-519-595-4380 - [www.boshart.com](http://www.boshart.com)

4-33

September 25/17

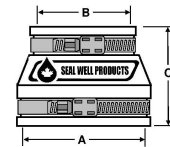
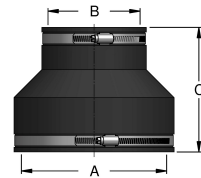
## FLEXIBLE COUPLINGS

Flexible couplings for joining dissimilar pipe materials and/or sizes in utility, municipal and plumbing applications, including sewer, drain, waste and vent (DWV) piping applications. Couplings fit over the ends of plain-end or spigot pipe to form a positive seal against infiltration and exfiltration in non-pressure environments. Excellent dimensional flexibility with a tolerance range of approximately  $\pm 5\%$  nominal diameter which allows the coupling to flex with normal earth movement and ensures leak proof seals.

- Flexible elastomeric polyvinyl chloride (PVC) manufactured in compliance with ASTM C564
- Marine Grade 300 series stainless steel clamp UPC Certified to ANSI / SAE J-1670 Standard by IAPMO
- Couplings are marked with both size and pipe materials for easy identification and installation
- Clamps tighten easily with a slotted screwdriver, 5/16" nut driver or socket torque driver set to 60 inch pounds
- Maximum Test Pressure: 4.3 psi (29.6 kPa) • Maximum Operating Temperature: 140°F (60°C)
- UPC Certified to ASTM C1173 & CSA B602 Standards by IAPMO



PART NO.	INDUSTRY NO.	PART DESCRIPTION/ CONNECTION SIZES	DIMENSIONS			QTY CASE	LIST PRICE-A
			A IN	B IN	C IN		
<b>Clay to Clay</b>							
FRC01-40	1001 / 01	4" Clay x 4" Clay	5.29	5.29	4.1	20	24.69
FRC01-5040	1001 / 01	5" Clay x 4" Clay	6.05	5.54	5	10	46.18
FRC01-6040	1001 / 01	6" Clay x 4" Clay	7.3	5.25	6	10	57.39
FRC01-6050	1001 / 01	6" Clay x 5" Clay	7.35	6.56	5.76	10	65.19
FRC01-60	1001 / 01	6" Clay x 6" Clay	7.5	7.5	6	10	61.29
<b>Clay to Cast Iron or Plastic</b>							
FRC02-4030	1002 / 02	4" Clay x 3" C.I. / Plastic	5.24	3.50	3.85	60	13.20
FRC02-40 †	1002 / 02	4" Clay x 4" C.I. / Plastic	5.24	4.50	3.95	18	12.73
FRC02-6040	1002 / 02	6" Clay x 4" C.I. / Plastic	7.40	4.50	5.70	20	18.07
FRC02-60 †	1002 / 02	6" Clay x 6" C.I. / Plastic	7.40	6.56	6	6	21.36
FRC02-8060	1002 / 02	8" Clay x 6" C.I. / Plastic	9.33	6.22	6	10	88.53
FRC02-10080	1002 / 02	10" Clay x 8" C.I. / Plastic	12.4	8.45	6	5	117.58
FRC02-120100	1002 / 02	12" Clay x 10" C.I. / Plastic	14.5	10.5	6	5	147.90
<b>Concrete to Concrete</b>							
FRC04-40	1004 / 04	4" Concrete x 4" Concrete	5.61	5.61	4	20	24.69
FRC04-60	1004 / 04	6" Concrete x 6" Concrete	7.64	7.64	6	10	52.78
FRC04-80	1004 / 04	8" Concrete x 8" Concrete	10.38	10.38	6	10	81.15
FRC04-100	1004 / 04	10" Concrete x 10" Concrete	12.4	12.4	6	5	113.43
FRC04-120	1004 / 04	12" Concrete x 12" Concrete	15.25	15.25	6.38	5	144.89
<b>Concrete to Cast Iron or Plastic</b>							
FRC06-40	1006 / 06	4" Concrete x 4" C.I. / Plastic	5.57	4.50	3.96	30	11.87
FRC06-6040	1006 / 06	6" Concrete x 4" C.I. / Plastic	7.75	4.31	6	10	55.97
FRC06-60	1006 / 06	6" Concrete x 6" C.I. / Plastic	7.78	6.56	5.81	20	25.90
<b>Asbestos / Ductile Iron to Cast Iron Or Plastic</b>							
FRC51-40	1051 / 51	4" Asbestos / D.I. x 4" C.I. / Plastic	4.80	4.50	4.06	25	19.06
FRC51-6040	1051 / 51	6" Asbestos / D.I. x 4" C.I. / Plastic	6.81	4.50	5.93	36	28.61
FRC51-6050	1051 / 51	6" Asbestos / D.I. x 5" C.I. / Plastic	6.81	5.17	6	10	63.56
FRC51-60	1051 / 51	6" Asbestos / D.I. x 6" C.I. / Plastic	6.81	6.56	5.79	20	29.74
<b>Cast Iron, Plastic, Copper, Steel Or Lead to Cast Iron, Plastic, Copper, Steel Or Lead</b>							
FRC56-10	1056 / 56	1" C.I. / Plastic x 1" C.I. / Plastic	1.32	1.32	2.35	100	7.62
FRC56-12	1056 / 56	1-1/4" C.I./Plastic x 1-1/4" C.I./Plastic	1.65	1.65	3.50	100	4.08
FRC56-1512	1056 / 56	1-1/2" C.I./Plastic x 1-1/4" C.I. /Plastic	1.90	1.65	3.50	100	4.29
FRC56-15 †	1056 / 56	1-1/2" C.I./Plastic x 1-1/2" C.I./Plastic	1.90	1.90	3.43	24	4.40
FRC56-2015 †	1056 / 56	2" C.I./Plastic x 1-1/2" C.I. /Plastic	2.40	1.90	3.39	18	4.89
FRC56-20 †	1056 / 56	2" C.I./Plastic x 2" C.I. /Plastic	2.40	2.40	3.40	18	4.88
FRC56-3015	1056 / 56	3" C.I./PL x 1-1/2" C.I. /Plastic	3.50	1.90	3.95	80	8.76
FRC56-3020 †	1056 / 56	3" C.I./Plastic x 2" C.I. /Plastic	3.50	2.40	3.96	24	7.88
FRC56-30 †	1056 / 56	3" C.I./Plastic x 3" C.I. /Plastic	3.50	3.50	4.00	15	8.87
FRC56-4015	1056 / 56	4" C.I./Plastic x 1-1/2" C.I. /Plastic	4.50	1.90	3.95	50	11.32
FRC56-4020	1056 / 56	4" C.I./Plastic x 2" C.I. /Plastic	4.50	2.40	3.95	60	11.33
FRC56-4030 †	1056 / 56	4" C.I./Plastic x 3" C.I. Plastic	4.50	3.50	4.00	15	10.96
FRC56-40 †	1056 / 56	4" C.I./Plastic x 4" C.I./Plastic	4.50	4.50	4.02	24	11.60
FRC56-5040	1056 / 56	5" C.I./Plastic x 4" C.I./Plastic	5.56	4.50	3.95	30	17.22
FRC56-50	1056 / 56	5" C.I./Plastic x 5" C.I./Plastic	5.56	5.56	3.95	30	17.47
FRC56-6040 †	1056 / 56	6" C.I./Plastic x 4" C.I./Plastic	6.56	4.50	5.75	9	16.99
FRC56-6040E◇	1056 / 56	6" C.I. / Plastic x 4" C.I./ Plastic	6.61	4.46	5.75	10	169.54
FRC56-6050	1056 / 56	6" C.I. / Plastic x 5" C.I./ Plastic	6.56	5.56	6	20	26.64
FRC56-60 †	1056 / 56	6" C.I./Plastic x 6" C.I./Plastic	6.56	6.56	5.70	6	20.17
FRC56-8040	1056 / 56	8" C.I. / Plastic x 4" C.I./ Plastic	8.52	4.50	5.88	10	32.73
FRC56-8060	1056 / 56	8" C.I./Plastic x 6" C.I./Plastic	8.52	6.56	5.88	10	30.69
FRC56-80	1056 / 56	8" C.I./Plastic x 8" C.I./Plastic	8.52	8.52	5.82	10	34.97
FRC56-10080	1056 / 56	10" C.I. / Plastic x 8" C.I./ Plastic	10.63	8.52	6.20	8	57.16
FRC56-100	1056 / 56	10" C.I. / Plastic x 10" C.I./ Plastic	10.63	10.63	6.20	4	64.97
FRC56-120	1056 / 56	12" C.I. / Plastic x 12" C.I./ Plastic	12.50	12.50	6.20	2	86.07



† All Seal Well Products® are manufactured onsite at Boshart Industries.

◇ Eccentric Bottom

# BOSHART INDUSTRIES


4-34  
September 25/17

Telephone: 1-519-595-4444 - Toll Free: 1-800-561-3164  
Fax: 1-519-595-4380 - [www.boshart.com](http://www.boshart.com)

## FLEXIBLE END CAPS

Flexible end caps or test caps are low cost and reusable caps designed to fit schedule 40 nominal pipe sizes in drain, waste and vent (DWV) piping applications. The caps offer a quick and easy way to terminate pipe ends and cleanouts. The convex face allows the cap to withstand greater pressure for testing and minimize ballooning. Available with and without a hose bibb. End caps with hose bibb allow for filling, pressurizing and easy drainage of water in DWV system testing.

- Flexible elastomeric polyvinyl chloride (PVC) manufactured in compliance with ASTM C564
- Marine Grade 300 series stainless steel clamp UPC Certified to ANSI / SAE J-1670 Standard by IAPMO
- Maximum Test Pressure: 4.3 psi (29.6 kPa)
- Maximum Operating Temperature: 140°F (60°C)
- UPC Certified to PS90-2006 & CSA B602 Standards by IAPMO



PART NO.	PART DESCRIPTION/ CONNECTION SIZES	DIMENSIONS			QTY CASE	LIST PRICE-A
		A IN	B IN	C IN		
<b>End Cap</b>						
FREC-15 †	1-1/2" C.I. / Plastic End Cap	1.90	1.18		24	3.01
FREC-20 †	2" C.I. / Plastic End Cap	2.38	1.26		24	3.51
FREC-30 †	3" C.I. / Plastic End Cap	3.50	1.40		24	4.69
FREC-40 †	4" C.I. / Plastic End Cap	4.50	1.65		24	7.21
FREC-60	6" C.I./Plastic End Cap	6.56	2.10		40	20.35
<b>End Cap with Hose Bibb</b>						
FRTC-15	1-1/2" CI/Plastic End Cap	1.9	1.18	3.65	12	16.46
FRTC-20	2" CI/Plastic End Cap	2.38	1.26	3.73	12	16.89
FRTC-30	3" CI/Plastic End Cap	3.5	1.4	3.87	12	18.28
FRTC-40	4" CI/Plastic End Cap	4.5	1.65	4.12	12	20.40

† All Seal Well Products® are manufactured onsite at Boshart Industries.

## FLEXIBLE ELBOWS AND TEES

Flexible elbows and tees manufactured from elastomeric PVC provide a quick flexible connection for above ground applications of drain, waste and vent piping. Easily installs in confined spaces and will fit repair jobs where a fitting has been cut out.

- Flexible elastomeric polyvinyl chloride (PVC) manufactured in compliance with ASTM C564
- Marine Grade 300 series stainless steel clamp UPC Certified to ANSI / SAE J-1670 Standard by IAPMO
- Maximum Test Pressure: 4.3 psi (29.6 kPa) • Maximum Operating Temperature: 140°F (60°C)
- UPC Certified to IGC 198-2004 & CSA B602 Standards by IAPMO

PART NO.	PART DESCRIPTION/ CONNECTION SIZES	DIMENSIONS				QTY CASE	LIST PRICE-A
		A IN	B IN	C IN	D IN		
<b>Elbow</b>							
FRQE-15	1-1/2" C.I./PL x 1-1/2" C.I./PL	1.90	3.15	4.45		50	8.19
FRQE-20	2" C.I./PL x 2" C.I./PL	2.40	3.80	5.20		20	8.99
FRQE-30	3" C.I. / Plastic x 3" C.I. / Plastic	3.50	5.90	8.05		20	20.94
FRQE-40	4" C.I. / Plastic x 4" C.I. / Plastic	4.50	7.20	9.75		6	27.01
<b>Tee</b>							
FRQT-15	1-1/2" C.I./PL x 1-1/2" C.I./PL	1.90	3.25	4.50	5.75	50	9.61
FRQT-20	2" C.I./PL x 2" C.I./PL	2.40	5.00	3.80	6.70	20	11.42
FRQT-30	3" C.I. / Plastic x 3" C.I. / Plastic	3.50	6.15	7.80	10.35	20	25.88
FRQT-40	4" C.I. / Plastic x 4" C.I. / Plastic	4.50	7.60	10.45	13.05	6	38.61





# BOSHART INDUSTRIES

Telephone: 1-519-595-4444 - Toll Free: 1-800-561-3164

Fax: 1-519-595-4380 - [www.boshart.com](http://www.boshart.com)

4-35

August 1/18

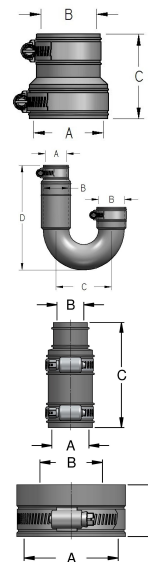
## FLEXIBLE PLUMBING CONNECTORS

Flexible plumbing connectors offer a quick and economical solution for 1-1/4" or 1-1/2" metal or plastic tubular drain, waste and vent (DWV) piping connections. Can be used to extend, repair or adapt tubular drain pipe to common household drain, waste and vent pipe.

- Flexible polyvinyl chloride (PVC)
- 300 series stainless steel clamp

PART NO.	PART DESCRIPTION/ CONNECTION SIZES	DIMENSIONS				QTY CASE	LIST PRICE-A
		A IN	B IN	C IN	D IN		
<b>Coupling</b>							
FRQTC-15	1-1/2" or 1-1/4" Tub. x 1-1/2" or 1-1/4" Tub.	1.50	1.50	2.36		100	3.67
<b>Drain and Trap Connector</b>							
FRQDTC-15	1-1/2" C.I./PL x 1-1/4" or 1-1/2" Tub.	1.90	1.50	2.30		100	3.80
FRQDTC-20	2" C.I./PL x 1-1/4" or 1-1/2" Tub.	2.32	1.50	2.30		100	4.31
<b>Flexible Trap</b>							
FRQTR-15	1-1/2" or 1-1/4" Tub. Trap	1.25	1.50	3.25	6.15	30	6.51
<b>Dishwasher Drain Connector</b>							
FRQDWC-10		0.88	0.63 / 0.88	2.65		80	2.95
<b>Washing Machine Hose Connector</b>							
FRQWMC-2015	2" or 1-1/2" C.I. / Plastic	2.20	1.50	1.27		160	3.28

Note: These products are not tested or certified by IAPMO to ASTM, CSA, IGC or PS90 standards.




## SHIELDED TRANSITION COUPLINGS

Shielded couplings for joining dissimilar cast iron, copper, plastic and steel pipe and fittings in drain, waste and vent (DWV) piping applications.

- Flexible neoprene gasket manufactured in compliance with ASTM C564
- 300 series stainless steel clamp and shield
- Maximum Test Pressure: 4.3 psi (29.6 kPa)
- Maximum Operating Temperature: 140°F (60°C)
- UPC Certified to ASTM C1277 & CSA B602 Standard

PART NO.	INDUSTRY NO.	CONNECTION SIZES	DIMENSIONS			QTY CASE	LIST PRICE-A
			A IN	B IN	C IN		
SC01-15	3001 / CK	1-1/2" C.I. / Plastic x 1-1/2" Copper or 1-1/4" Plastic	1.91	1.66	2.13	100	8.05
SC01-1512	3001 / CK	1-1/2" C.I. / Plastic x 1-1/4" Copper or 1" Plastic	1.91	1.35	2.13	100	8.58
SC01-20	3001 / CK	2" C.I. / Plastic x 2" Copper	2.41	2.00	2.13	100	9.76
SC01-2015	3001 / CK	2" C.I. / Plastic x 1-1/2" Copper or 1-1/4" Plastic	2.41	1.66	2.13	100	10.22
SC01-30	3001 / CK	3" C.I. x 3" Copper	3.30	3.00	2.13	100	12.74
SC03-15	3003 / K	1-1/2" Copper x 1-1/2" Copper or 1-1/4" Plastic	1.66	1.66	2.13	100	7.63
SC03-20	3003 / K	2" Copper x 2" Copper	2.00	2.00	2.13	100	10.80
SC03-2015	3003 / K	2" Copper x 1-1/2" Copper or 1-1/4" Plastic	2.00	1.66	2.13	100	11.75
SC03-30	3003 / K	3" Copper x 3" Copper	3.00	3.00	2.13	100	14.32

\*\* For 3" Cast Iron to 3" Copper only.




## NO HUB - "MJ" MECHANICAL JOINT COUPLINGS

Shielded couplings for joining hubless cast iron pipe and fittings in drain, waste and vent (DWV) piping applications.

- Beaded elastomeric gasket manufactured in compliance with ASTM C564.
- 300 series stainless steel clamp and corrugated shield
- Maximum Test Pressure: 4.3 psi (29.6 kPa)
- Maximum Operating Temperature: 140°F (60°C)
- UPC Certified to ASTM C1277 & CSA B602 Standard

PART NO.	PART DESCRIPTION/ CONNECTION SIZES	DIMENSIONS			QTY CASE	LIST PRICE-A
		A IN	B IN	C IN		
NHC-15	1-1/2" C.I. / Plastic Shielded Coupling	1.90	1.90	2.12	100	4.27
NHC-20	2" C.I. / Plastic Shielded Coupling	2.40	2.40	2.12	100	4.84
NHC-2015	2" x 1-1/2" C.I. / Plastic Shielded Coupling	2.40	1.90	2.12	100	6.35
NHC-30	3" C.I. / Plastic Shielded Coupling	3.50	3.50	2.12	100	6.08
NHC-40	4" C.I. / Plastic Shielded Coupling	4.50	4.50	2.12	100	6.86
NHC-50 **	5" C.I. / Plastic Shielded Coupling	5.56	5.56	2.98	30	15.66
NHC-60 **	6" C.I. / Plastic Shielded Coupling	6.56	6.56	2.98	30	16.22

\*\* Come with 4 clamps joined to shield.



# BOSHART INDUSTRIES

Telephone: 1-519-595-4444 - Toll Free: 1-800-561-3164

Fax: 1-519-595-4380 - [www.boshart.com](http://www.boshart.com)

4-36