

# BOSHART INDUSTRIES

Telephone: 1-519-595-4444 - Toll Free: 1-800-561-3164

Fax: 1-519-595-4380 - [www.boshart.com](http://www.boshart.com)

## SECTION 3 PIPE FITTINGS & NIPPLES, FLARE, COMPRESSION

PRODUCT LINE	PAGE
<b>150# &amp; 300# BLACK &amp; GALV FITTINGS &amp; NIPPLES</b>	
Specifications .....	1
Malleable Iron Fittings - 150# .....	2
Black Extension Pieces .....	6
Malleable Iron Fittings - 300# .....	12
Black Nipples .....	16
Galvanized Nipples .....	17
Black Heavy Duty Nipples .....	18
Toe Nipples .....	18
Black and Galvanized Ready Cut Pipe .....	19
Steel Nipple Assortments .....	19
Ready-Cut Pipe Rack Assortments .....	20
Compression and Merchant Couplings .....	21
Merchant Steel Pipe Fittings .....	22
Companion Flanges .....	23
<b>125# BRONZE FITTINGS &amp; NIPPLES</b>	
Bronze Pipe Fittings, 125# .....	25
Bronze Companion Flanges .....	30
Bronze Drop Ear Elbows .....	31
Bronze Solder Fittings .....	31
Red Brass Nipples .....	32

# BOSHART INDUSTRIES

Telephone: 1-519-595-4444 - Toll Free: 1-800-561-3164

Fax: 1-519-595-4380 - [www.boshart.com](http://www.boshart.com)

## STAINLESS STEEL FITTINGS & NIPPLES

304 & 316 Heavy Pattern Stainless Steel Fittings, MSS SP114, 150# .....	33
304 & 316 Light Pattern Stainless Steel Fittings, ISO 4144, 150# .....	38
#316 Stainless Steel Nipples .....	42
#304 Stainless Steel Nipples .....	43

## FLARE, COMPRESSION, HOSE BARBS, GARDEN HOSE & TUBE FITTINGS, GAS APPLIANCE CONNECTORS, TUBING & HOSE

Modular Tilt Bin Systems .....	45
Display Units .....	46
General Brass Fitting Information .....	47
Flare Fittings .....	49
Compression Fittings .....	53
Hose Barbs .....	56
Mini Barbs .....	57
Garden Hose Fittings .....	58
Combination Nipples and Hose Menders .....	60
Tubing .....	61

## DIELECTRIC UNIONS/PIPE THREAD SEALANT & TAPE/PUSH FIT FITTINGS

Dielectric Unions .....	63
PTFE (polytetrafluoroethylene) Thread Seal Tape .....	64
Gray Magic Pipe Thread Compound .....	65
Quick Connect .....	66
Twistloc® Fittings .....	67
Push Fit Valves and Fittings .....	68

## PEX FITTINGS

Poly-Alloy Crimp PEX Fittings .....	71
Poly-Alloy Cold Expansion PEX Fittings .....	72



# BOSHART INDUSTRIES

Telephone: 1-519-595-4444 - Toll Free: 1-800-561-3164

3-1

Fax: 1-519-595-4380 - [www.boshart.com](http://www.boshart.com)

## BLACK & GALVANIZED MALLEABLE IRON FITTINGS

**JINAN  
MALLEABLE  
IRON**



For Galvanized Products Only

### STANDARD SPECIFICATIONS

MATERIALS:	ASTM A 197 ASTM A 153	Cupola Malleable Iron Zinc Coating
DIMENSIONS:	ASME/ANSI B 16.3 ASME/ANSI B 16.14 ASME/ANSI B 16.39	Malleable Iron Threaded Fittings Ferrous Pipe Plugs, Bushings, etc. Malleable Iron Threaded Pipe Unions
THREADS:	ASME/ANSI B 1.20.1	
APPROVALS:	UL Manufactured in accordance to  FM Standard 1920  NSF/ANSI Standard 61  NSF/ANSI Standard 372	ASME/ANSI B16.3 ASME/ANSI B16.14 ISO 49 (Threads in accordance to ISO 7-1) Pipe Couplings and Fittings for Above ground Fire Protection Systems Drinking Water System Components - Health Effects (Galvanized series only) Drinking Water System Components - Lead Content (Galvanized series only)

**CANADIAN REGISTRATION NUMBER  
CRN NUMBERS ARE APPLICABLE FOR 150LB MALLEABLE FITTINGS**

**Contact Boshart Industries for more information.**

# BOSHART INDUSTRIES

3-2

Telephone: 1-519-595-4444 - Toll Free: 1-800-561-3164

June 11/18

Fax: 1-519-595-4380 - [www.boshart.com](http://www.boshart.com)

## MALLEABLE IRON FITTINGS - CLASS 150 LBS

### BLACK FITTINGS

SIZE	PART NUMBER	LIST PRICE-M
------	-------------	--------------

### 90° ELBOWS

1/8	2-BLE-01	16.49
1/4	2-BLE-02	16.49
3/8	2-BLE-03	16.49
1/2	2-BLE-05	13.41
3/4	2-BLE-07	19.40
1	2-BLE-10	29.79
1 1/4	2-BLE-12	44.72
1 1/2	2-BLE-15	59.63
2	2-BLE-20	89.46
2 1/2	2-BLE-25	173.58
3	2-BLE-30	264.48
4	2-BLE-40	479.56
5	2-BLE-50	1322.77
6	2-BLE-60	1901.41

### GALVANIZED FITTINGS

• Third Party Certified to NSF/ANSI 61 and NSF/ANSI 372

PART NUMBER	LIST PRICE-M	CTN	CASE
-------------	--------------	-----	------



2-GE-01	19.97	50	600
2-GE-02	19.97	35	420
2-GE-03	19.97	45	270
2-GE-05	16.34	50	200
2-GE-07	23.60	30	90
2-GE-10	36.34	20	60
2-GE-12	54.47	20	40
2-GE-15	72.64	10	20
2-GE-20	108.99	8	16
2-GE-25	209.70	15	15
2-GE-30	319.58	10	10
2-GE-40	579.25	5	5
2-GE-50	1597.97		2
2-GE-60	2297.09	2	2

### 45° ELBOWS

1/8	2-BLE4-01	18.13
1/4	2-BLE4-02	18.13
3/8	2-BLE4-03	18.13
1/2	2-BLE4-05	13.41
3/4	2-BLE4-07	20.17
1	2-BLE4-10	29.79
1 1/4	2-BLE4-12	48.54
1 1/2	2-BLE4-15	59.63
2	2-BLE4-20	89.46
2 1/2	2-BLE4-25	206.66
3	2-BLE4-30	314.20
4	2-BLE4-40	537.43
6	2-BLE4-60	3049.32



2-GE4-01	22.01	50	600
2-GE4-02	22.01	35	420
2-GE4-03	22.01	50	300
2-GE4-05	16.34	50	200
2-GE4-07	24.48	40	120
2-GE4-10	36.34	20	60
2-GE4-12	59.02	20	40
2-GE4-15	72.64	15	30
2-GE4-20	108.99	9	18
2-GE4-25	249.71	15	15
2-GE4-30	379.61	10	10
2-GE4-40	649.08	6	6
2-GE4-60	3720.84	2	2

### 90° ST ELBOWS

1/8	2-BLSE-01	18.13
1/4	2-BLSE-02	18.13
3/8	2-BLSE-03	18.13
1/2	2-BLSE-05	16.49
3/4	2-BLSE-07	23.99
1	2-BLSE-10	35.64
1 1/4	2-BLSE-12	62.05
1 1/2	2-BLSE-15	76.05
2	2-BLSE-20	107.57
2 1/2	2-BLSE-25	239.81
3	2-BLSE-30	372.00
4	2-BLSE-40	620.03



2-GSE-01	22.01	50	600
2-GSE-02	22.01	35	420
2-GSE-03	22.01	40	240
2-GSE-05	19.97	60	180
2-GSE-07	28.95	30	90
2-GSE-10	43.02	30	60
2-GSE-12	74.92	20	40
2-GSE-15	91.95	13	26
2-GSE-20	129.91	7	14
2-GSE-25	289.63	12	12
2-GSE-30	449.47	8	8
2-GSE-40	749.08	4	4

Malleable Iron Fitting certifications and approvals, please contact your Inside Sale Representative.

# BOSHART INDUSTRIES



Telephone: 1-519-595-4444 - Toll Free: 1-800-561-3164

Fax: 1-519-595-4380 - [www.boshart.com](http://www.boshart.com)

3-3

June 11/18

## MALLEABLE IRON FITTINGS - CLASS 150 LBS (cont'd)

BLACK FITTINGS			GALVANIZED FITTINGS			
SIZE	PART NUMBER	LIST PRICE-M	• Third Party Certified to NSF/ANSI 61 and NSF/ANSI 372 PART LIST NUMBER PRICE-M CTN CASE			
<b>REDUCING 90° ELBOWS</b>						
1/4 x 1/8	2-BLRE-0201	19.75	2-GRE-0201	28.95	60	360
3/8 x 1/8	2-BLRE-0301	19.75			60	360
3/8 x 1/4	2-BLRE-0302	19.75	2-GRE-0302	28.95	60	360
1/2 x 1/8	2-BLRE-0501	18.13			40	240
1/2 x 1/4	2-BLRE-0502	18.13	2-GRE-0502	22.01	40	240
1/2 x 3/8	2-BLRE-0503	18.13	2-GRE-0503	22.01	50	200
3/4 x 1/8	2-BLRE-0701	23.99			50	150
3/4 x 1/4	2-BLRE-0702	23.99	2-GRE-0702	28.95	50	150
3/4 x 3/8	2-BLRE-0703	23.99	2-GRE-0703	28.95	50	150
3/4 x 1/2	2-BLRE-0705	23.99	2-GRE-0705	28.95	40	120
1 x 1/4	2-BLRE-1002	36.44			30	90
1 x 3/8	2-BLRE-1003	36.44	2-GRE-1003	44.00	30	90
1 x 1/2	2-BLRE-1005	36.44	2-GRE-1005	44.00	30	90
1 x 3/4	2-BLRE-1007	36.44	2-GRE-1007	44.00	30	90
1 1/4 x 1/2	2-BLRE-1205	58.71	2-GRE-1205	70.86	30	60
1 1/4 x 3/4	2-BLRE-1207	58.71	2-GRE-1207	70.86	30	60
1 1/4 x 1	2-BLRE-1210	58.71	2-GRE-1210	70.86	20	40
1 1/2 x 1/2	2-BLRE-1505	72.77	2-GRE-1505	87.85	15	45
1 1/2 x 3/4	2-BLRE-1507	72.77	2-GRE-1507	87.85	23	46
1 1/2 x 1	2-BLRE-1510	72.77	2-GRE-1510	87.85	20	40
1 1/2 x 1 1/4	2-BLRE-1512	72.77	2-GRE-1512	87.85	15	30
2 x 1/2	2-BLRE-2005	107.57	2-GRE-2005	129.91	15	30
2 x 3/4	2-BLRE-2007	107.57	2-GRE-2007	129.91	15	30
2 x 1	2-BLRE-2010	107.57	2-GRE-2010	129.91	14	28
2 x 1 1/4	2-BLRE-2012	107.57	2-GRE-2012	129.91	10	20
2 x 1 1/2	2-BLRE-2015	107.57	2-GRE-2015	129.91	10	20
2 1/2 x 3/4	2-BLRE-2507	223.22			16	16
2 1/2 x 1	2-BLRE-2510	223.22			16	16
2 1/2 x 1 1/4	2-BLRE-2512	223.22			15	15
2 1/2 x 1 1/2	2-BLRE-2515	223.22	2-GRE-2515	327.37	15	15
2 1/2 x 2	2-BLRE-2520	223.22	2-GRE-2520	327.37	15	15
3 x 1	2-BLRE-3010	372.76			10	10
3 x 1 1/2	2-BLRE-3015	372.76	2-GRE-3015	744.18	10	10
3 x 2	2-BLRE-3020	372.76	2-GRE-3020	744.18	10	10
3 x 2 1/2	2-BLRE-3025	372.76	2-GRE-3025	744.18	10	10
4 x 2	2-BLRE-4020	745.37	2-GRE-4020	1402.25	5	5
4 x 2 1/2	2-BLRE-4025	745.37	2-GRE-4025	1402.25	5	5
4 x 3	2-BLRE-4030	600.08	2-GRE-4030	1402.25	5	5
<b>STREET TEES</b>						
1/2	2-BLST-05	38.02	2-GST-05	45.69	25	150
3/4	2-BLST-07	56.99	2-GST-07	68.32	25	100
1	2-BLST-10	75.91	2-GST-10	91.22	20	60
1 1/4	2-BLST-12	171.35	2-GST-12	148.27	20	40
1 1/2	2-BLST-15	161.39	2-GST-15	193.75	15	30
2	2-BLST-20	237.35			20	20

Malleable Iron Fitting certifications and approvals, please contact your Inside Sale Representative.

# BOSHART INDUSTRIES




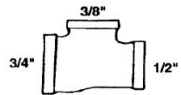
3-4

Telephone: 1-519-595-4444 - Toll Free: 1-800-561-3164

June 11/18

Fax: 1-519-595-4380 - [www.boshart.com](http://www.boshart.com)

## MALLEABLE IRON FITTINGS - CLASS 150 LBS (cont'd)

BLACK FITTINGS			GALVANIZED FITTINGS			
SIZE	PART NUMBER	LIST PRICE-M	PART NUMBER	LIST PRICE-M	CTN	CASE
<b>45° ST ELBOWS</b>						
1/8	2-BLSE4-01	24.81	2-GSE4-01	37.24	50	600
1/4	2-BLSE4-02	24.81	2-GSE4-02	37.24	35	420
3/8	2-BLSE4-03	24.81	2-GSE4-03	37.24	45	270
1/2	2-BLSE4-05	24.81	2-GSE4-05	30.02	100	200
3/4	2-BLSE4-07	38.03	2-GSE4-07	45.93	60	120
1	2-BLSE4-10	50.40	2-GSE4-10	60.95	30	60
1 1/4	2-BLSE4-12	82.75	2-GSE4-12	99.81	20	40
1 1/2	2-BLSE4-15	99.13	2-GSE4-15	119.82	15	30
2	2-BLSE4-20	165.33	2-GSE4-20	199.77	9	18
2 1/2	2-BLSE4-25	330.62	2-GSE4-25	501.44	13	13
3	2-BLSE4-30	496.06	2-GSE4-30	752.14	8	8
4	2-BLSE4-40	743.99	2-GSE4-40	1230.77	6	6
<b>TEES</b>						
1/8	2-BLT-01	20.74	2-GT-01	25.00	75	450
1/4	2-BLT-02	20.74	2-GT-02	25.00	50	300
3/8	2-BLT-03	20.74	2-GT-03	25.00	45	180
1/2	2-BLT-05	17.16	2-GT-05	20.81	40	120
3/4	2-BLT-07	24.54	2-GT-07	29.98	35	70
1	2-BLT-10	38.72	2-GT-10	47.21	20	40
1 1/4	2-BLT-12	58.19	2-GT-12	70.80	14	28
1 1/2	2-BLT-15	74.55	2-GT-15	90.85	11	22
2	2-BLT-20	111.85	2-GT-20	136.19	6	12
2 1/2	2-BLT-25	264.48	2-GT-25	319.58	14	14
3	2-BLT-30	347.22	2-GT-30	419.45	6	6
4	2-BLT-40	628.33	2-GT-40	758.96	4	4
5	2-BLT-50	1653.38	2-GT-50	2091.57		2
6	2-BLT-60	2232.07	2-GT-60	2696.43	2	2
<b>REDUCING TEES</b>			 <div style="display: flex; align-items: center; margin-left: 20px;">  <div style="margin-left: 10px;"> <p><b>2-BLRT-070503</b> 3/4" X 1/2" X 3/8" (part number sequence)</p> </div> </div>			
1/4 x 1/4 x 1/8	2-BLRT-020201	33.19			45	180
3/8 x 3/8 x 1/8	2-BLRT-030301	33.19			45	180
3/8 x 3/8 x 1/4	2-BLRT-030302	33.19	2-GRT-030302	44.68	45	180
1/2 x 1/2 x 1/8	2-BLRT-050501	28.14			50	200
1/2 x 1/2 x 1/4	2-BLRT-050502	28.14	2-GRT-050502	33.92	50	200
1/2 x 1/2 x 3/8	2-BLRT-050503	28.14	2-GRT-050503	33.92	45	180
1/2 x 1/2 x 3/4	2-BLRT-050507	33.92	2-GRT-050507	40.94	45	90
1/2 x 1/2 x 1	2-BLRT-050510	52.06	2-GRT-050510	63.26	30	60
3/4 x 1/2 x 1/2	2-BLRT-070505	33.92	2-GRT-070505	40.94	45	90
3/4 x 1/2 x 3/4	2-BLRT-070507	33.92	2-GRT-070507	40.94	45	90
3/4 x 1/2 x 1	2-BLRT-070510	52.06			25	50
3/4 x 3/4 x 1/4	2-BLRT-070702	33.92	2-GRT-070702	44.68	50	100
3/4 x 3/4 x 3/8	2-BLRT-070703	35.30	2-GRT-070703	44.68	30	120
3/4 x 3/4 x 1/2	2-BLRT-070705	30.61	2-GRT-070705	44.68	45	90
3/4 x 3/4 x 1	2-BLRT-070710	52.06	2-GRT-070710	62.93	25	50
1 x 1/2 x 1/2	2-BLRT-100505	52.06	2-GRT-100505	62.93	30	60

REDUCING TEES continue on next page ...

Malleable Iron Fitting certifications and approvals, please contact your Inside Sale Representative.

# BOSHART INDUSTRIES

Telephone: 1-519-595-4444 - Toll Free: 1-800-561-3164

Fax: 1-519-595-4380 - [www.boshart.com](http://www.boshart.com)

3-5

June 11/18

## MALLEABLE IRON FITTINGS - CLASS 150 LBS (cont'd)

BLACK FITTINGS			GALVANIZED FITTINGS			
SIZE	PART NUMBER	LIST PRICE-M	• Third Party Certified to NSF/ANSI 61 and NSF/ANSI 372			
			PART NUMBER	LIST PRICE-M	CTN	CASE
<b>REDUCING TEES (cont'd)</b>						
1 x 1/2 x 3/4	2-BLRT-100507	52.06	2-GRT-100507	62.93	25	50
1 x 1/2 x 1	2-BLRT-100510	52.06	2-GRT-100510	62.93	30	60
1 x 3/4 x 1/2	2-BLRT-100705	52.06	2-GRT-100705	62.93	25	50
1 x 3/4 x 3/4	2-BLRT-100707	52.06	2-GRT-100707	62.93	25	50
1 x 3/4 x 1	2-BLRT-100710	52.06	2-GRT-100710	62.93	25	50
1 x 1 x 1/4	2-BLRT-101002	52.06	2-GRT-101002	62.93	30	60
1 x 1 x 3/8	2-BLRT-101003	52.06	2-GRT-101003	62.96	35	70
1 x 1 x 1/2	2-BLRT-101005	46.93	2-GRT-101005	57.20	35	70
1 x 1 x 3/4	2-BLRT-101007	46.93	2-GRT-101007	57.20	30	60
1 x 1 x 1 1/4	2-BLRT-101012	78.49	2-GRT-101012	94.85	18	36
1 x 1 x 1 1/2	2-BLRT-101015	99.13	2-GRT-101015	119.82	13	26
1 x 1 x 2	2-BLRT-101020	140.50			9	18
1 1/4 x 1/2 x 1/2	2-BLRT-120505	78.49			18	36
1 1/4 x 1/2 x 3/4	2-BLRT-120507	78.49			18	36
1 1/4 x 1/2 x 1	2-BLRT-120510	78.49			18	36
1 1/4 x 1/2 x 1 1/4	2-BLRT-120512	78.49	2-GRT-120512	94.85	9	36
1 1/4 x 3/4 x 1/2	2-BLRT-120705	78.49	2-GRT-120705	108.28	18	36
1 1/4 x 3/4 x 3/4	2-BLRT-120707	78.49	2-GRT-120707	108.28	18	36
1 1/4 x 3/4 x 1	2-BLRT-120710	78.49	2-GRT-120710	94.85	18	36
1 1/4 x 3/4 x 1 1/4	2-BLRT-120712	78.49	2-GRT-120712	94.85	18	36
1 1/4 x 1 x 1/2	2-BLRT-121005	78.49	2-GRT-121005	94.85	18	36
1 1/4 x 1 x 3/4	2-BLRT-121007	70.88	2-GRT-121007	94.85	18	36
1 1/4 x 1 x 1	2-BLRT-121010	78.49	2-GRT-121010	94.85	18	36
1 1/4 x 1 x 1 1/4	2-BLRT-121012	78.49	2-GRT-121012	94.85	18	36
1 1/4 x 1 x 1 1/2	2-BLRT-121015	78.49			16	32
1 1/4 x 1 1/4 x 1/4	2-BLRT-121202	78.49			16	32
1 1/4 x 1 1/4 x 3/8	2-BLRT-121203	78.49	2-GRT-121203	94.85	16	32
1 1/4 x 1 1/4 x 1/2	2-BLRT-121205	78.49	2-GRT-121205	94.85	18	36
1 1/4 x 1 1/4 x 3/4	2-BLRT-121207	78.49	2-GRT-121207	94.85	18	36
1 1/4 x 1 1/4 x 1	2-BLRT-121210	78.49	2-GRT-121210	94.85	18	36
1 1/4 x 1 1/4 x 1 1/2	2-BLRT-121215	99.13			11	22
1 1/4 x 1 1/4 x 2	2-BLRT-121220	140.50			8	16
1 1/2 x 1/2 x 3/4	2-BLRT-150507	99.13			15	30
1 1/2 x 1/2 x 1	2-BLRT-150510	99.13	2-GRT-150510	119.82	13	26
1 1/2 x 1/2 x 1 1/4	2-BLRT-150512	99.13			13	26
1 1/2 x 1/2 x 1 1/2	2-BLRT-150515	99.13	2-GRT-150515	119.82	13	26
1 1/2 x 3/4 x 1/2	2-BLRT-150705	99.13			13	26
1 1/2 x 3/4 x 3/4	2-BLRT-150707	99.13			13	26
1 1/2 x 3/4 x 1 1/4	2-BLRT-150712	99.13			11	22
1 1/2 x 3/4 x 1 1/2	2-BLRT-150715	99.13	2-GRT-150715	119.82	13	26
1 1/2 x 1 x 3/4	2-BLRT-151007	99.13	2-GRT-151007	119.82	18	36
1 1/2 x 1 x 1	2-BLRT-151010	99.13	2-GRT-151010	119.82	13	26
1 1/2 x 1 x 1 1/4	2-BLRT-151012	99.13			11	22
1 1/2 x 1 x 1 1/2	2-BLRT-151015	99.13	2-GRT-151015	119.82	13	26
1 1/2 x 1 1/4 x 1/2	2-BLRT-151205	99.13	2-GRT-151205	119.82	11	22
1 1/2 x 1 1/4 x 3/4	2-BLRT-151207	99.13	2-GRT-151207	119.82	11	22
1 1/2 x 1 1/4 x 1	2-BLRT-151210	99.13	2-GRT-151210	119.82	11	22
1 1/2 x 1 1/4 x 1 1/4	2-BLRT-151212	99.13	2-GRT-151212	119.82	11	22
1 1/2 x 1 1/4 x 1 1/2	2-BLRT-151215	99.13	2-GRT-151215	119.82	11	22
1 1/2 x 1 1/4 x 2	2-BLRT-151220	140.50			8	16
1 1/2 x 1 1/2 x 1/2	2-BLRT-151505	99.13	2-GRT-151505	119.82	18	36
1 1/2 x 1 1/2 x 3/4	2-BLRT-151507	89.46	2-GRT-151507	119.82	15	30
1 1/2 x 1 1/2 x 1	2-BLRT-151510	99.13	2-GRT-151510	119.82	13	26
1 1/2 x 1 1/2 x 1 1/4	2-BLRT-151512	99.13	2-GRT-151512	119.82	13	26
1 1/2 x 1 1/2 x 2	2-BLRT-151520	140.50	2-GRT-151520	169.80	8	16
2 x 1/2 x 2	2-BLRT-200520	140.50	2-GRT-200520	169.80	10	20
2 x 3/4 x 2	2-BLRT-200720	140.50	2-GRT-200720	169.80	9	18
2 x 1 x 1	2-BLRT-201010	140.50	2-GRT-201010	169.80	9	18



REDUCING TEES continue on next page ...

Malleable Iron Fitting certifications and approvals, please contact your Inside Sale Representative.

# BOSHART INDUSTRIES

3-6  
June 11/18

Telephone: 1-519-595-4444 - Toll Free: 1-800-561-3164  
Fax: 1-519-595-4380 - [www.boshart.com](http://www.boshart.com)

## MALLEABLE IRON FITTINGS - CLASS 150 LBS (cont'd)

BLACK FITTINGS			GALVANIZED FITTINGS			
SIZE	PART NUMBER	LIST PRICE-M	• Third Party Certified to NSF/ANSI 61 and NSF/ANSI 372 PART LIST NUMBER PRICE-M CTN CASE			



### REDUCING TEES (cont'd)

2 x 1 x 1 1/2	2-BLRT-201015	140.50			9	18
2 x 1 x 2	2-BLRT-201020	140.50	2-GRT-201020	169.80	9	18
2 x 1 1/4 x 1	2-BLRT-201210	140.50			8	16
2 x 1 1/4 x 1 1/4	2-BLRT-201212	140.50	2-GRT-201212	169.80	8	16
2 x 1 1/4 x 1 1/2	2-BLRT-201215	140.50	2-GRT-201215	169.80	8	16
2 x 1 1/4 x 2	2-BLRT-201220	140.50	2-GRT-201220	169.80	8	16
2 x 1 1/2 x 3/4	2-BLRT-201507	140.50			8	16
2 x 1 1/2 x 1	2-BLRT-201510	140.50	2-GRT-201510	169.80	8	16
2 x 1 1/2 x 1 1/4	2-BLRT-201512	140.50	2-GRT-201512	169.80	8	16
2 x 1 1/2 x 1 1/2	2-BLRT-201515	140.50	2-GRT-201515	169.80	8	16
2 x 1 1/2 x 2	2-BLRT-201520	140.50	2-GRT-201520	169.80	8	16
2 x 2 x 1/2	2-BLRT-202005	140.50	2-GRT-202005	169.80	10	20
2 x 2 x 3/4	2-BLRT-202007	126.70	2-GRT-202007	154.35	9	18
2 x 2 x 1	2-BLRT-202010	126.70	2-GRT-202010	154.35	9	18
2 x 2 x 1 1/4	2-BLRT-202012	140.50	2-GRT-202012	169.80	9	18
2 x 2 x 1 1/2	2-BLRT-202015	140.50	2-GRT-202015	169.80	9	18
2 x 2 x 2 1/2	2-BLRT-202025	289.39			10	10
2 1/2 x 1 1/2 x 2 1/2	2-BLRT-251525	289.39			10	10
2 1/2 x 2 x 2	2-BLRT-252020	289.39				10
2 1/2 x 2 x 2 1/2	2-BLRT-252025	289.39	2-GRT-252025	311.01		10
2 1/2 x 2 1/2 x 1/2	2-BLRT-252505	289.39			10	10
2 1/2 x 2 1/2 x 3/4	2-BLRT-252507	289.39	2-GRT-252507	349.59	10	10
2 1/2 x 2 1/2 x 1	2-BLRT-252510	289.39	2-GRT-252510	349.59	10	10
2 1/2 x 2 1/2 x 1 1/4	2-BLRT-252512	289.39			10	10
2 1/2 x 2 1/2 x 1 1/2	2-BLRT-252515	289.39	2-GRT-252515	349.59	10	10
2 1/2 x 2 1/2 x 2	2-BLRT-252520	289.39	2-GRT-252520	349.59	10	10
3 x 2 x 2	2-BLRT-302020	413.33	2-GRT-302020	572.19		6
3 x 2 x 3	2-BLRT-302030	413.33	2-GRT-302030	572.19		6
3 x 3 x 1/2	2-BLRT-303005	413.33	2-GRT-303005	572.19	12	12
3 x 3 x 3/4	2-BLRT-303007	413.33	2-GRT-303007	572.19	12	12
3 x 3 x 1	2-BLRT-303010	413.33	2-GRT-303010	572.19	12	12
3 x 3 x 1 1/4	2-BLRT-303012	413.33	2-GRT-303012	572.19	12	12
3 x 3 x 1 1/2	2-BLRT-303015	413.33	2-GRT-303015	499.35	12	12
3 x 3 x 2	2-BLRT-303020	413.33	2-GRT-303020	499.35	6	6
3 x 3 x 2 1/2	2-BLRT-303025	413.33	2-GRT-303025	499.35	6	6
4 x 4 x 1	2-BLRT-404010	785.33	2-GRT-404010	948.84	4	4
4 x 4 x 1 1/4	2-BLRT-404012	785.33			4	4
4 x 4 x 1 1/2	2-BLRT-404015	785.33			4	4
4 x 4 x 2	2-BLRT-404020	785.33	2-GRT-404020	948.84	4	4
4 x 4 x 2 1/2	2-BLRT-404025	785.33	2-GRT-404025	948.84	4	4
4 x 4 x 3	2-BLRT-404030	785.33	2-GRT-404030	948.84	4	4

### BLACK EXTENSION PIECES

PART NO.	SIZE	QUANTITY		LIST PRICE-M
		CTN	CASE	
2-BLXP-05	1/2	50	300	25.96
2-BLXP-07	3/4	60	180	29.50
2-BLXP-10	1	45	90	42.23
2-BLXP-12	1 1/4	60	60	59.11
2-BLXP-15	1 1/2	35	35	71.74
2-BLXP-20	2	15	30	101.26



Malleable Iron Fitting certifications and approvals, please contact your Inside Sale Representative.

# BOSHART INDUSTRIES




Telephone: 1-519-595-4444 - Toll Free: 1-800-561-3164

Fax: 1-519-595-4380 - [www.boshart.com](http://www.boshart.com)

3-7

June 11/18

## MALLEABLE IRON FITTINGS - CLASS 150 LBS (cont'd)

BLACK FITTINGS			GALVANIZED FITTINGS			
SIZE	PART NUMBER	LIST PRICE-M	PART NUMBER	LIST PRICE-M	CTN	CASE
<b>CROSSES</b>						
1/8	2-BLCR-01	41.38	2-GCR-01	49.98	60	180
1/4	2-BLCR-02	41.38	2-GCR-02	49.98	80	240
3/8	2-BLCR-03	41.38	2-GCR-03	49.98	60	120
1/2	2-BLCR-05	41.38	2-GCR-05	49.98	45	90
3/4	2-BLCR-07	57.79	2-GCR-07	69.92	30	60
1	2-BLCR-10	78.49	2-GCR-10	94.85	16	32
1 1/4	2-BLCR-12	115.80	2-GCR-12	139.76	9	18
1 1/2	2-BLCR-15	157.08	2-GCR-15	189.79	8	16
2	2-BLCR-20	214.97	2-GCR-20	259.67	5	10
2 1/2	2-BLCR-25	467.61	2-GCR-25	610.21	6	6
3	2-BLCR-30	664.11	2-GCR-30	764.45	4	4
4	2-BLCR-40	1233.28	2-GCR-40	1562.78	1	2
<b>FLOOR FLANGES</b>						
1/2	2-BLFF-05	46.23	2-GFF-05	55.98	25	100
3/4	2-BLFF-07	64.12	2-GFF-07	77.48	20	80
1	2-BLFF-10	74.86	2-GFF-10	90.33	20	60
1 1/4	2-BLFF-12	106.74	2-GFF-12	129.05	15	45
1 1/2	2-BLFF-15	124.70	2-GFF-15	150.50	12	36
2	2-BLFF-20	151.29	2-GFF-20	182.86	8	24
<b>CAPS</b>						
1/8	2-BLCA-01	11.57	2-GCA-01	14.14	100	1200
1/4	2-BLCA-02	11.57	2-GCA-02	14.14	200	800
3/8	2-BLCA-03	11.57	2-GCA-03	14.14	50	600
1/2	2-BLCA-05	10.45	2-GCA-05	12.77	50	300
3/4	2-BLCA-07	12.72	2-GCA-07	15.41	40	240
1	2-BLCA-10	17.88	2-GCA-10	21.78	50	200
1 1/4	2-BLCA-12	26.17	2-GCA-12	31.85	25	100
1 1/2	2-BLCA-15	34.25	2-GCA-15	41.84	25	75
2	2-BLCA-20	47.65	2-GCA-20	58.05	18	54
2 1/2	2-BLCA-25	107.57	2-GCA-25	129.91	30	
3	2-BLCA-30	148.84	2-GCA-30	179.80	20	
4	2-BLCA-40	247.97	2-GCA-40	299.63	14	
5	2-BLCA-50	657.37	2-GCA-50	855.12	4	
6	2-BLCA-60	948.67	2-GCA-60	1190.74	2	



• Third Party Certified to NSF/ANSI 61 and NSF/ANSI 372

Malleable Iron Fitting certifications and approvals, please contact your Inside Sale Representative.



# BOSHART INDUSTRIES

3-8

Telephone: 1-519-595-4444 - Toll Free: 1-800-561-3164

June 11/18

Fax: 1-519-595-4380 - [www.boshart.com](http://www.boshart.com)

## MALLEABLE IRON FITTINGS - CLASS 150 LBS (cont'd)

BLACK FITTINGS			GALVANIZED FITTINGS			
SIZE	PART NUMBER	LIST PRICE-M	PART NUMBER	LIST PRICE-M	CTN	CASE
<b>COUPLINGS</b>						
1/8	2-BLC-01	12.39	2-GC-01	15.03	60	720
1/4	2-BLC-02	12.39	2-GC-02	15.03	40	480
3/8	2-BLC-03	12.39	2-GC-03	15.03	50	300
1/2	2-BLC-05	10.45	2-GC-05	12.77	60	240
3/4	2-BLC-07	14.14	2-GC-07	17.22	50	150
1	2-BLC-10	23.91	2-GC-10	29.06	25	75
1 1/4	2-BLC-12	33.59	2-GC-12	40.87	32	64
1 1/2	2-BLC-15	41.03	2-GC-15	49.98	18	36
2	2-BLC-20	63.40	2-GC-20	77.23	12	24
2 1/2	2-BLC-25	124.03	2-GC-25	149.89	16	16
3	2-BLC-30	181.86	2-GC-30	219.66	12	12
4	2-BLC-40	297.55	2-GC-40	359.58	7	7
5	2-BLC-50	702.74	2-GC-50	892.94		4
6	2-BLC-60	909.38	2-GC-60	1098.52	2	
<b>LOCKNUTS</b>						
1/4			2-GLN-02	17.11	100	600
1/2	2-BLLN-05	13.55	2-GLN-05	13.02	100	600
3/4	2-BLLN-07	10.79	2-GLN-07	13.02	50	300
1	2-BLLN-10	13.33	2-GLN-10	16.05	60	240
1 1/4	2-BLLN-12	17.40	2-GLN-12	21.03	30	120
1 1/2	2-BLLN-15	22.26	2-GLN-15	26.93	25	100
2			2-GLN-20	41.93	30	60
<b>REDUCING COUPLINGS</b>						
1/4 x 1/8	2-BLRC-0201	14.07	2-GRC-0201	17.02	35	420
3/8 x 1/8	2-BLRC-0301	14.07	2-GRC-0301	17.02	30	360
3/8 x 1/4	2-BLRC-0302	14.07	2-GRC-0302	17.02	30	360
1/2 x 1/8	2-BLRC-0501	14.07	2-GRC-0501	17.02	50	300
1/2 x 1/4	2-BLRC-0502	14.07	2-GRC-0502	17.02	50	300
1/2 x 3/8	2-BLRC-0503	14.07	2-GRC-0503	17.02	40	240
3/4 x 1/8	2-BLRC-0701	19.75	2-GRC-0701	23.97	30	180
3/4 x 1/4	2-BLRC-0702	19.75	2-GRC-0702	23.97	30	180
3/4 x 3/8	2-BLRC-0703	19.75	2-GRC-0703	23.97	30	180
3/4 x 1/2	2-BLRC-0705	17.88	2-GRC-0705	21.78	60	180
1 x 1/4	2-BLRC-1002	26.42	2-GRC-1002	31.89	40	120
1 x 3/8	2-BLRC-1003	26.42	2-GRC-1003	31.89	40	120
1 x 1/2	2-BLRC-1005	26.42	2-GRC-1005	31.89	25	100
1 x 3/4	2-BLRC-1007	23.91	2-GRC-1007	29.06	25	100
1 1/4 x 3/8	2-BLRC-1203	38.85	2-GRC-1203	46.90	25	75
1 1/4 x 1/2	2-BLRC-1205	38.85	2-GRC-1205	46.90	25	75
1 1/4 x 3/4	2-BLRC-1207	38.85	2-GRC-1207	46.90	25	75
1 1/4 x 1	2-BLRC-1210	38.85	2-GRC-1210	46.90	20	60
1 1/2 x 3/8	2-BLRC-1503	46.34			20	60
1 1/2 x 1/2	2-BLRC-1505	46.34	2-GRC-1505	56.03	20	60

REDUCING COUPLINGS continue on next page ...

Malleable Iron Fitting certifications and approvals, please contact your Inside Sale Representative.



# BOSHART INDUSTRIES


Telephone: 1-519-595-4444 - Toll Free: 1-800-561-3164

Fax: 1-519-595-4380 - [www.boshart.com](http://www.boshart.com)

3-9

June 11/18

## MALLEABLE IRON FITTINGS - CLASS 150 LBS (cont'd)

BLACK FITTINGS			GALVANIZED FITTINGS			
SIZE	PART NUMBER	LIST PRICE-M	PART NUMBER	LIST PRICE-M	CTN	CASE
<b>REDUCING COUPLINGS (cont'd)</b>						
1 1/2 x 3/4	2-BLRC-1507	46.34	2-GRC-1507	56.03	30	60
1 1/2 x 1	2-BLRC-1510	46.34	2-GRC-1510	56.03	25	50
1 1/2 x 1 1/4	2-BLRC-1512	46.34	2-GRC-1512	56.03	24	48
2 x 3/8	2-BLRC-2003	70.28			21	42
2 x 1/2	2-BLRC-2005	70.28	2-GRC-2005	84.90	21	42
2 x 3/4	2-BLRC-2007	70.28	2-GRC-2007	84.90	21	42
2 x 1	2-BLRC-2010	70.28	2-GRC-2010	84.90	21	42
2 x 1 1/4	2-BLRC-2012	70.28	2-GRC-2012	84.90	14	28
2 x 1 1/2	2-BLRC-2015	70.28	2-GRC-2015	84.90	12	24
2 1/2 x 1/2			2-GRC-2505	183.82		16
2 1/2 x 3/4	2-BLRC-2507	132.22	2-GRC-2507	183.82	16	16
2 1/2 x 1	2-BLRC-2510	132.22	2-GRC-2510	159.76	16	16
2 1/2 x 1 1/4	2-BLRC-2512	132.22	2-GRC-2512	159.76	16	16
2 1/2 x 1 1/2	2-BLRC-2515	132.22	2-GRC-2515	159.76	16	16
2 1/2 x 2	2-BLRC-2520	132.22	2-GRC-2520	159.76	20	20
3 x 3/4	2-BLRC-3007	206.66			12	12
3 x 1	2-BLRC-3010	206.66	2-GRC-3010	249.71	12	12
3 x 1 1/4	2-BLRC-3012	206.66	2-GRC-3012	249.71	12	12
3 x 1 1/2	2-BLRC-3015	206.66	2-GRC-3015	249.71	12	12
3 x 2	2-BLRC-3020	206.66	2-GRC-3020	249.71	12	12
3 x 2 1/2	2-BLRC-3025	206.66	2-GRC-3025	249.71	12	12
4 x 1	2-BLRC-4010	380.27			9	
4 x 1 1/4	2-BLRC-4012	380.27			9	
4 x 1 1/2	2-BLRC-4015	380.27	2-GRC-4015	459.34	9	
4 x 2	2-BLRC-4020	380.27	2-GRC-4020	459.34	9	
4 x 2 1/2	2-BLRC-4025	380.27	2-GRC-4025	459.34	9	
4 x 3	2-BLRC-4030	380.27	2-GRC-4030	459.34	8	8
5 x 4	2-BLRC-5040	836.24	2-GRC-5040	1005.52		2
6 x 3	2-BLRC-6030	1287.47	2-GRC-6030	1372.97	2	2
6 x 4	2-BLRC-6040	1287.47	2-GRC-6040	1372.97	2	2
<b>PLUGS</b>						
1/8	2-BLP-01	14.08	2-GP-01	18.13	90	1080
1/4	2-BLP-02	14.08	2-GP-02	18.13	75	900
3/8	2-BLP-03	14.08	2-GP-03	18.13	45	540
1/2	2-BLP-05	11.20	2-GP-05	15.93	40	480
3/4	2-BLP-07	14.50	2-GP-07	21.13	25	300
1	2-BLP-10	14.93	2-GP-10	23.91	40	160
1 1/4	2-BLP-12	22.39	2-GP-12	27.30	25	100
1 1/2	2-BLP-15	26.17	2-GP-15	31.85	24	72
2	2-BLP-20	37.37	2-GP-20	45.51	15	45
2 1/2	2-BLP-25	82.75	2-GP-25	99.81	40	40
3	2-BLP-30	115.80	2-GP-30	139.76	30	30
4	2-BLP-40	206.66	2-GP-40	249.71	8	8
5	2-BLP-50	523.89	2-GP-50	654.73	1	10
5	2-BLP-50-BAR	523.89			1	10
6	2-BLP-60	677.62	2-GP-60	922.75	2	8



Malleable Iron Fitting certifications and approvals, please contact your Inside Sale Representative.

# BOSHART INDUSTRIES

3-10  
June 11/18

Telephone: 1-519-595-4444 - Toll Free: 1-800-561-3164  
Fax: 1-519-595-4380 - [www.boshart.com](http://www.boshart.com)

## MALLEABLE IRON FITTINGS - CLASS 150 LBS (cont'd)

BLACK FITTINGS			GALVANIZED FITTINGS			
SIZE	PART NUMBER	LIST PRICE-M	PART NUMBER	LIST PRICE-M	CTN	CASE
<b>SOLID PLUGS</b>			GALVANIZED SOLID PLUGS NOT AVAILABLE			
1/8	2-BLPS-01	14.08			90	1080
1/4	2-BLPS-02	14.08			75	900
3/8	2-BLPS-03	14.08			45	540
1/2	2-BLPS-05	11.20			40	480
3/4	2-BLPS-07	14.50			25	300
1	2-BLPS-10	14.93			40	160
1 1/4	2-BLPS-12	22.39			25	100
1 1/2	2-BLPS-15	26.17			24	72
2	2-BLPS-20	37.37			15	45
2 1/2	2-BLPS-25	82.75			30	30
3	2-BLPS-30	115.80			20	20
4	2-BLPS-40	206.66			8	8
<b>UNIONS</b>			CAST IRON TO BRONZE SEAT 			
1/8	2-BLU-01	74.40	2-GU-01	89.89	30	180
1/4	2-BLU-02	74.40	2-GU-02	89.89	30	180
3/8	2-BLU-03	74.40	2-GU-03	89.89	35	140
1/2	2-BLU-05	67.05	2-GU-05	81.72	30	120
3/4	2-BLU-07	85.75	2-GU-07	104.62	25	75
1	2-BLU-10	100.75	2-GU-10	122.58	30	60
1 1/4	2-BLU-12	134.21	2-GU-12	163.57	18	36
1 1/2	2-BLU-15	178.84	2-GU-15	214.51	12	24
2	2-BLU-20	268.32	2-GU-20	326.78	8	16
2 1/2	2-BLU-25	496.06	2-GU-25	599.18	10	10
3	2-BLU-30	826.74	2-GU-30	997.23	5	5
4	2-BLU-40	1639.89	2-GU-40	1994.39	3	3
6	2-BLU-60	3886.55	2-GU-60	4547.35		2
<b>BUSHINGS</b>						
1/4 x 1/8	2-BLB-0201	21.19	2-GB-0201	33.11	100	1200
3/8 x 1/8	2-BLB-0301	21.19	2-GB-0301	33.11	100	600
3/8 x 1/4	2-BLB-0302	21.19	2-GB-0302	33.11	100	600
1/2 x 1/8	2-BLB-0501	12.39	2-GB-0501	15.03	150	600
1/2 x 1/4	2-BLB-0502	12.39	2-GB-0502	15.03	100	600
1/2 x 3/8	2-BLB-0503	12.39	2-GB-0503	15.03	100	600
3/4 x 1/8	2-BLB-0701	14.07	2-GB-0701	17.02	50	300
3/4 x 1/4	2-BLB-0702	14.07	2-GB-0702	17.02	50	300
3/4 x 3/8	2-BLB-0703	14.07	2-GB-0703	17.02	50	300
3/4 x 1/2	2-BLB-0705	14.07	2-GB-0705	17.02	50	300
◊1 x 1/8	2-BLB-1001	23.74	2-GB-1001	28.44	50	200
◊1 x 1/4	2-BLB-1002	20.74	2-GB-1002	25.06	50	200
◊1 x 3/8	2-BLB-1003	20.74	2-GB-1003	25.06	50	200
1 x 1/2	2-BLB-1005	18.68	2-GB-1005	22.67	50	200
1 x 3/4	2-BLB-1007	18.68	2-GB-1007	22.67	70	280
◊1 1/4 x 1/4	2-BLB-1202	33.10	2-GB-1202	39.96	30	120
◊1 1/4 x 3/8	2-BLB-1203	33.10	2-GB-1203	39.96	30	120
◊1 1/4 x 1/2	2-BLB-1205	33.10	2-GB-1205	39.96	30	120
1 1/4 x 3/4	2-BLB-1207	33.10	2-GB-1207	39.96	30	120
1 1/4 x 1	2-BLB-1210	29.79	2-GB-1210	36.34	30	120

NOTE: ◊ Items have an inside head † Items have an octagon head *BUSHINGS continue on next page ...*  
Malleable Iron Fitting certifications and approvals, please contact your Inside Sale Representative.

# BOSHART INDUSTRIES

Telephone: 1-519-595-4444 - Toll Free: 1-800-561-3164

Fax: 1-519-595-4380 - [www.boshart.com](http://www.boshart.com)

3-11

June 11/18

## MALLEABLE IRON FITTINGS - CLASS 150 LBS (cont'd)

BLACK FITTINGS			GALVANIZED FITTINGS			
SIZE	PART NUMBER	LIST PRICE-M	PART NUMBER	LIST PRICE-M	CTN	CASE
◇1 1/2 x 1/8	2-BLB-1501	38.85			25	75
◇1 1/2 x 1/4	2-BLB-1502	38.85	2-GB-1502	46.90	25	75
◇1 1/2 x 3/8	2-BLB-1503	38.85	2-GB-1503	46.90	25	75
◇1 1/2 x 1/2	2-BLB-1505	38.85	2-GB-1505	46.90	25	75
◇1 1/2 x 3/4	2-BLB-1507	38.85	2-GB-1507	46.90	25	75
1 1/2 x 1	2-BLB-1510	38.85	2-GB-1510	46.90	25	75
1 1/2 x 1 1/4	2-BLB-1512	38.85	2-GB-1512	46.90	25	75
◇2 x 1/4	2-BLB-2002	53.71	2-GB-2002	64.82	20	60
◇2 x 3/8	2-BLB-2003	53.71	2-GB-2003	64.82	20	60
◇2 x 1/2	2-BLB-2005	53.71	2-GB-2005	64.82	20	60
◇2 x 3/4	2-BLB-2007	53.71	2-GB-2007	64.82	20	60
◇2 x 1	2-BLB-2010	53.71	2-GB-2010	64.82	20	60
†2 x 1 1/4	2-BLB-2012	48.54	2-GB-2012	59.02	20	60
†2 x 1 1/2	2-BLB-2015	48.54	2-GB-2015	59.02	20	60
◇2 1/2 x 1/2	2-BLB-2505	90.89	2-GB-2505	109.86	50	50
2 1/2 x 3/4	2-BLB-2507	90.89	2-GB-2507	109.86	50	50
◇2 1/2 x 1	2-BLB-2510	90.89	2-GB-2510	109.86	24	24
◇2 1/2 x 1 1/4	2-BLB-2512	90.89	2-GB-2512	109.86	24	24
†2 1/2 x 1 1/2	2-BLB-2515	90.89	2-GB-2515	109.86	28	28
†2 1/2 x 2	2-BLB-2520	90.89	2-GB-2520	109.86	32	32
◇3 x 1/2	2-BLB-3005	152.98	2-GB-3005	183.96	20	20
◇3 x 3/4	2-BLB-3007	152.98				20
◇3 x 1	2-BLB-3010	132.22	2-GB-3010	159.76	20	20
◇3 x 1 1/4	2-BLB-3012	132.22	2-GB-3012	159.76	20	20
◇3 x 1 1/2	2-BLB-3015	132.22	2-GB-3015	159.76	20	20
†3 x 2	2-BLB-3020	132.22	2-GB-3020	159.76	20	20
†3 x 2 1/2	2-BLB-3025	132.22	2-GB-3025	159.76	20	20
◇3 1/2 x 2	2-BLB-3520	244.05				10
†3 1/2 x 3	2-BLB-3530	338.78				10
4 x 3/4	2-BLB-4007	247.97			10	10
◇4 x 1	2-BLB-4010	247.97	2-GB-4010	299.63	10	10
◇4 x 1 1/4	2-BLB-4012	247.97	2-GB-4012	299.63	10	10
◇4 x 1 1/2	2-BLB-4015	247.97	2-GB-4015	299.63	10	10
◇4 x 2	2-BLB-4020	247.97	2-GB-4020	299.63	10	10
◇4 x 2 1/2	2-BLB-4025	247.97	2-GB-4025	299.63	10	10
4 x 3	2-BLB-4030	247.97	2-GB-4030	299.63	10	10
◇5 x 2	2-BLB-5020	468.49				10
◇5 x 3	2-BLB-5030	573.34	2-GB-5030	683.76	5	10
†5 x 4	2-BLB-5040	573.34	2-GB-5040	822.90	5	10
◇6 x 3	2-BLB-6030	677.62	2-GB-6030	892.97	1	8
†6 x 4	2-BLB-6040	677.62	2-GB-6040	892.97	1	8
†6 x 5	2-BLB-6050	677.62	2-GB-6050	892.97	1	8



● Third Party Certified to NSF/ANSI 61 and NSF/ANSI 372

### BUSHINGS (cont'd)

NOTE: ◇ Items have an inside head † Items have an octagon head

Malleable Iron Fitting certifications and approvals, please contact your Inside Sale Representative.

**BOSHART INDUSTRIES**

Telephone: 1-519-595-4444 - Toll Free: 1-800-561-3164

Fax: 1-519-595-4380 - [www.boshart.com](http://www.boshart.com)**MALLEABLE IRON FITTINGS - CLASS 300 LBS****JINAN  
MALLEABLE  
IRON****STANDARD SPECIFICATION:**

MATERIALS:	ANSI/ASTM A-197	
DIMENSIONS:	ANSI B 16.3	Malleable Iron Threaded Fittings
	ANSI B 16.14	Malleable Iron Threaded Plugs
	ANSI B 16.39	Malleable Iron Threaded Unions
THREADS:	ANSI/ASME B 1.20.1	General Pipe Threads (Inches)
APPROVALS:	UL Manufactured in accordance to	ASME/ANSI B16.3 ASME/ANSI B16.14
	FM Standard 1920	ISO 49 (Threads in accordance to ISO 7-1) Pipe Couplings and Fittings for Above ground Fire Protection Systems
	NSF/ANSI Standard 61	Drinking Water System Components - Health Effects (Galvanized series only)
	NSF/ANSI Standard 372	Drinking Water System Components - Lead Content (Galvanized series only)

**CANADIAN REGISTRATION NUMBER  
CRN NUMBERS ARE APPLICABLE FOR 300LB MALLEABLE FITTINGS**

**Contact Boshart Industries for more information.**

# BOSHART INDUSTRIES

Telephone: 1-519-595-4444 - Toll Free: 1-800-561-3164

Fax: 1-519-595-4380 - [www.boshart.com](http://www.boshart.com)

3-13

June 11/18

## MALLEABLE IRON FITTINGS - CLASS 300 LBS

SIZE	BLACK PART NO.	LIST PRICE-C	GALV. PART NO.	LIST PRICE-C	CTN	QUANTITY CASE
<b>90° - ELBOW - 300#</b>						
1/4	BL3E-02	12.79	G3E-02	18.52	150	300
3/8	BL3E-03	12.79	G3E-03	18.52	60	120
1/2	BL3E-05	12.35	G3E-05	17.79	60	120
3/4	BL3E-07	17.79	G3E-07	25.65	40	80
1	BL3E-10	27.56	G3E-10	39.77	20	40
1 1/4	BL3E-12	40.87	G3E-12	64.39	14	28
1 1/2	BL3E-15	48.17	G3E-15	79.11	12	24
2	BL3E-20	70.97	G3E-20	118.91	6	12
2 1/2	BL3E-25	79.75	G3E-25	142.97	4	8
3	BL3E-30	138.51	G3E-30	317.04	1	4
4	BL3E-40	251.05	G3E-40	574.64	1	2
<b>45° - ELBOW - 300#</b>						
1/4	BL3E4-02	13.33	G3E4-02	19.24	75	150
3/8	BL3E4-03	13.33	G3E4-03	19.24	100	200
1/2	BL3E4-05	12.79	G3E4-05	18.52	60	120
3/4	BL3E4-07	18.78	G3E4-07	27.05	50	100
1	BL3E4-10	27.32	G3E4-10	39.37	30	60
1 1/4	BL3E4-12	45.54	G3E4-12	65.80	12	24
1 1/2	BL3E4-15	54.60	G3E4-15	78.84	12	24
2	BL3E4-20	86.39	G3E4-20	124.73	6	12
2 1/2	BL3E4-25	224.28	G3E4-25	323.74	4	8
3	BL3E4-30	329.93	G3E4-30	476.37	1	4
4	BL3E4-40	1155.01	G3E4-40	814.81	1	2
<b>90° ST. ELBOW - 300#</b>						
1/4	BL3SE-02	15.95	G3SE-02	22.91	140	280
3/8	BL3SE-03	15.95	G3SE-03	22.91	120	240
1/2	BL3SE-05	13.50	G3SE-05	19.53	60	120
3/4	BL3SE-07	19.69	G3SE-07	28.42	40	80
1	BL3SE-10	29.23	G3SE-10	42.14	30	60
1 1/4	BL3SE-12	44.15	G3SE-12	63.73	18	36
1 1/2	BL3SE-15	60.82	G3SE-15	87.74	12	24
2	BL3SE-20	88.29	G3SE-20	127.41	6	12
3	BL3SE-30	305.56			1	4
<b>90° REDUCING ELBOW - 300#</b>						
3/8 x 1/4	BL3RE-0302	30.04			25	150
1/2 x 3/8	BL3RE-0503	33.32			80	160
3/4 x 1/2	BL3RE-0705	52.88			15	60
1 x 1/2	BL3RE-1005	116.63				Bulk
1 x 3/4	BL3RE-1007	66.68			20	40
1 1/4 x 3/4	BL3RE-1207	152.35				Bulk
1 1/4 x 1	BL3RE-1210	138.59				Bulk
1 1/2 x 1	BL3RE-1510	196.61				Bulk
1 1/2 x 1 1/4	BL3RE-1512	196.61				Bulk
2 x 1 1/4	BL3RE-2012	276.34				Bulk
2 x 1 1/2	BL3RE-2015	246.42				Bulk
<b>CROSSES - 300#</b>						
1/4	BL3CR-02	196.01				Bulk
1/2	BL3CR-05	19.57	G3CR-05	POR	30	60
3/4	BL3CR-07	27.42	G3CR-07	POR	20	40
1	BL3CR-10	37.22	G3CR-10	POR	15	30
1 1/4	BL3CR-12	54.81	G3CR-12	POR	8	16
1 1/2	BL3CR-15	74.39	G3CR-15	POR	8	16
2	BL3CR-20	101.78	G3CR-20	POR	4	8



# BOSHART INDUSTRIES

3-14  
June 11/18

Telephone: 1-519-595-4444 - Toll Free: 1-800-561-3164  
Fax: 1-519-595-4380 - [www.boshart.com](http://www.boshart.com)

## MALLEABLE IRON FITTINGS - CLASS 300 LBS (cont'd)

SIZE	BLACK PART NO.	LIST PRICE-C	GALV. PART NO.	LIST PRICE-C	QUANTITY CTN	CASE
------	----------------	--------------	----------------	--------------	--------------	------

### UNIONS - 300#

#### CAST IRON TO BRASS SEAT

1/8	BL3U-01	60.87			120	240
1/4	BL3U-02	33.00	G3U-02	46.08	100	200
3/8	BL3U-03	33.70	G3U-03	46.89	60	120
1/2	BL3U-05	27.32	G3U-05	44.63	40	80
3/4	BL3U-07	30.11	G3U-07	48.18	20	40
1	BL3U-10	39.45	G3U-10	64.04	25	50
1 1/4	BL3U-12	64.10	G3U-12	89.31	15	30
1 1/2	BL3U-15	67.16	G3U-15	107.55	12	24
2	BL3U-20	83.29	G3U-20	129.10	6	12
2 1/2	BL3U-25	529.84	G3U-25	773.07	4	8
3	BL3U-30	804.21	G3U-30	1173.41	4	8
4	BL3U-40	1854.97	G3U-40	2706.37	1	4



### COUPLINGS - 300#

1/4	BL3C-02	10.51	G3C-02	15.05	180	360
3/8	BL3C-03	10.51	G3C-03	15.05	100	200
1/2	BL3C-05	9.79	G3C-05	13.99	60	120
3/4	BL3C-07	12.35	G3C-07	17.79	40	80
1	BL3C-10	20.71	G3C-10	29.78	30	60
1 1/4	BL3C-12	26.22	G3C-12	42.87	12	24
1 1/2	BL3C-15	35.88	G3C-15	51.76	12	24
2	BL3C-20	56.05	G3C-20	80.91	8	16
2 1/2	BL3C-25	108.63	G3C-25	156.83	4	8
3	BL3C-30	159.49	G3C-30	230.29	4	8
4	BL3C-40	260.96	G3C-40	376.84	4	4



### REDUCING COUPLINGS - 300#

3/8 x 1/4	BL3RC-0302	12.79	G3RC-0302	45.27	100	200
1/2 x 1/4	BL3RC-0502	12.79	G3RC-0502	18.50	100	200
1/2 x 3/8	BL3RC-0503	11.62	G3RC-0503	16.84	100	200
3/4 x 1/4	BL3RC-0702	18.23	G3RC-0702	POR	45	90
3/4 x 3/8	BL3RC-0703	18.23	G3RC-0703	26.37	30	60
3/4 x 1/2	BL3RC-0705	16.61	G3RC-0705	23.98	45	90
1 x 1/4	BL3RC-1002	64.25				Bulk
1 x 3/8	BL3RC-1003	77.54			50	100
1 x 1/2	BL3RC-1005	24.33	G3RC-1005	35.09	40	80
1 x 3/4	BL3RC-1007	22.06	G3RC-1007	31.86	40	80
1 1/4 x 1/2	BL3RC-1205	35.48	G3RC-1205	51.25	25	50
1 1/4 x 3/4	BL3RC-1207	35.48	G3RC-1207	51.25	25	50
1 1/4 x 1	BL3RC-1210	32.33	G3RC-1210	46.57	25	50
1 1/2 x 1/2	BL3RC-1505	42.49	G3RC-1505	61.47	20	40
1 1/2 x 3/4	BL3RC-1507	42.49	G3RC-1507	61.47	20	40
1 1/2 x 1	BL3RC-1510	42.49	G3RC-1510	61.47	20	40
1 1/2 x 1 1/4	BL3RC-1512	38.70	G3RC-1512	55.89	15	30
2 x 1/2	BL3RC-2005	64.50	G3RC-2005	93.17	16	32
2 x 3/4	BL3RC-2007	64.50	G3RC-2007	93.17	16	32
2 x 1	BL3RC-2010	64.50	G3RC-2010	93.17	12	24
2 x 1 1/4	BL3RC-2012	64.50	G3RC-2012	93.17	12	24
2 x 1 1/2	BL3RC-2015	58.64	G3RC-2015	84.66	12	24
2 1/2 x 1 1/2	BL3RC-2515	121.41	G3RC-2515	175.31	4	8
2 1/2 x 2	BL3RC-2520	121.41	G3RC-2520	175.31	4	8
3 x 1 1/2	BL3RC-3015	189.79			4	8
3 x 2	BL3RC-3020	189.79	G3RC-3020	270.03	4	8
3 x 2 1/2	BL3RC-3025	189.79	G3RC-3025	270.03	4	8
4 x 2	BL3RC-4020	POR				Bulk
4 x 3	BL3RC-4030	386.18	G3RC-4030	501.04	1	6



# BOSHART INDUSTRIES

Telephone: 1-519-595-4444 - Toll Free: 1-800-561-3164

Fax: 1-519-595-4380 - [www.boshart.com](http://www.boshart.com)

3-15  
June 11/18

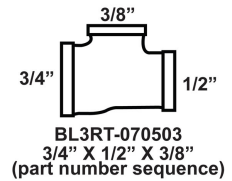
## MALLEABLE IRON FITTINGS - CLASS 300 LBS (cont'd)

SIZE	BLACK	LIST	GALV.	LIST	QUANTITY	
	PART NO.	PRICE-C	PART NO.	PRICE-C	CTN	CASE
<b>TEES - 300#</b>						
1/4	BL3T-02	17.11	G3T-02	24.67	100	200
3/8	BL3T-03	17.11	G3T-03	24.67	80	160
1/2	BL3T-05	15.95	G3T-05	22.91	40	80
3/4	BL3T-07	22.85	G3T-07	32.90	20	40
1	BL3T-10	35.88	G3T-10	51.76	20	40
1 1/4	BL3T-12	55.52	G3T-12	80.17	12	24
1 1/2	BL3T-15	62.50	G3T-15	107.92	8	16
2	BL3T-20	91.87	G3T-20	148.69	5	10
2 1/2	BL3T-25	112.65	G3T-25	317.21	3	6
3	BL3T-30	147.84	G3T-30	373.74	1	4
4	BL3T-40	267.54	G3T-40	676.25	1	2



## REDUCING TEES - 300#

1/2 x 1/2 x 1/4	BL3RT-050502	56.85			20	80
3/4 x 1/2 x 1/2	BL3RT-070505	POR				Bulk
3/4 x 1/2 x 3/4	BL3RT-070507	POR				Bulk
3/4 x 3/4 x 1/4	BL3RT-070702	POR				Bulk
3/4 x 3/4 x 3/8	BL3RT-070703	POR				Bulk
3/4 x 3/4 x 1/2	BL3RT-070705	27.97	G3RT-070705	40.48	20	40
1 x 1/2 x 1	BL3RT-100510	POR				Bulk
1 x 3/4 x 3/4	BL3RT-100707	POR				Bulk
1 x 3/4 x 1	BL3RT-100710	POR				Bulk
1 x 1 x 1/4	BL3RT-101002	173.92				Bulk
1 x 1 x 1/2	BL3RT-101005	42.96	G3RT-101005	61.99	20	40
1 x 1 x 3/4	BL3RT-101007	42.96	G3RT-101007	61.99	20	40
1 1/4 x 1 x 1	BL3RT-121010	226.96				Bulk
1 1/4 x 1 1/4 x 1/2	BL3RT-121205	71.52	G3RT-121205	103.30	12	24
1 1/4 x 1 1/4 x 3/4	BL3RT-121207	71.52	G3RT-121207	103.30	12	24
1 1/4 x 1 1/4 x 1	BL3RT-121210	64.98	G3RT-121210	93.89	12	24
1 1/2 x 1 1/2 x 1/2	BL3RT-151505	90.34	G3RT-151505	118.60	8	16
1 1/2 x 1 1/2 x 3/4	BL3RT-151507	90.34	G3RT-151507	118.60	8	16
1 1/2 x 1 1/2 x 1	BL3RT-151510	90.34	G3RT-151510	118.60	8	16
1 1/2 x 1 1/2 x 1 1/4	BL3RT-151512	82.06	G3RT-151512	118.60	8	16
2 x 1 1/2 x 2	BL3RT-201520	POR				Bulk
2 x 2 x 1/2	BL3RT-202005	127.93	G3RT-202005	184.68	5	10
2 x 2 x 3/4	BL3RT-202007	127.93	G3RT-202007	184.68	5	10
2 x 2 x 1	BL3RT-202010	127.93	G3RT-202010	184.68	5	10
2 x 2 x 1 1/4	BL3RT-202012	127.93	G3RT-202012	184.68	5	10
2 x 2 x 1 1/2	BL3RT-202015	116.30	G3RT-202015	167.89	5	10
2 1/2 x 2 1/2 x 1 1/2	BL3RT-252515	890.38				Bulk
3 x 3 x 2	BL3RT-303020	945.81			3	6



## CAPS - 300#

1/4	BL3CA-02	10.35	G3CA-02	15.57	120	240
3/8	BL3CA-03	9.79	G3CA-03	13.99	75	150
1/2	BL3CA-05	9.48	G3CA-05	13.68	60	120
3/4	BL3CA-07	11.40	G3CA-07	16.40	40	80
1	BL3CA-10	16.38	G3CA-10	23.61	25	50
1 1/4	BL3CA-12	23.73	G3CA-12	34.29	20	40
1 1/2	BL3CA-15	29.96	G3CA-15	43.18	20	40
2	BL3CA-20	43.40	G3CA-20	62.66	12	24
2 1/2	BL3CA-25	97.08	G3CA-25	363.09	6	12
3	BL3CA-30	134.44	G3CA-30	495.85	6	12
4	BL3CA-40	224.06			3	6





# BOSHART INDUSTRIES

3-16  
June 11/18

Telephone: 1-519-595-4444 - Toll Free: 1-800-561-3164  
Fax: 1-519-595-4380 - [www.boshart.com](http://www.boshart.com)

## BLACK SCH. 40 STEEL PIPE NIPPLES

- Nipple Specification ASTM A733 • Thread Specification ANSI B.1.20.1
- LIST PRICE PER UNIT • When ordering Black Nipples, Part No. starts with **BLN-** • PRICE CODE - W
- CRN Number for Steel Nipples - Contact Boshart Industries for more information.

Size	Length Close	Close	1 1/2"	2"	2 1/2"	3"	3 1/2"	4"	4 1/2"	5"	5 1/2"	6"	7"	8"	9"	10"	11"	12"
1/8"		3.37	3.42	3.61	4.06	4.24	4.67	4.81	5.52	5.65	5.91	5.82	6.96	7.33	7.74	8.20	8.60	9.14
	Part#	01	0115	0120	0125	0130	0135	0140	0145	0150	0155	0160	0170	0180	0190	01100	01110	01120
1/4"		2.98	3.07	3.24	3.68	3.89	4.17	4.39	5.78	6.15	6.24	6.45	6.73	7.11	7.49	7.96	8.34	8.81
	Part#	02	0215	0220	0225	0230	0235	0240	0245	0250	0255	0260	0270	0280	0290	02100	02110	02120
3/8"		2.99	3.13	3.34	3.75	3.97	4.39	4.81	5.84	6.19	6.37	6.90	7.26	7.69	8.11	8.72	9.09	9.60
	Part#	03	0315	0320	0325	0330	0335	0340	0345	0350	0355	0360	0370	0380	0390	03100	03110	03120
1/2"		1.77	1.79	1.99	2.10	2.35	2.69	2.81	3.13	3.34	3.58	3.75	6.79	7.49	8.26	8.51	8.99	9.59
	Part#	05	0515	0520	0525	0530	0535	0540	0545	0550	0555	0560	0570	0580	0590	05100	05110	05120
3/4"		2.16	2.23	2.35	2.42	2.77	2.99	3.21	3.48	3.75	4.12	4.50	8.51	8.88	9.50	10.02	10.70	11.49
	Part#	07	0715	0720	0725	0730	0735	0740	0745	0750	0755	0760	0770	0780	0790	07100	07110	07120
1"		3.21		3.48	3.75	3.90	4.34	4.67	5.11	5.52	5.82	6.11	10.78	11.42	12.56	13.20	14.01	14.66
	Part#	10		1020	1025	1030	1035	1040	1045	1050	1055	1060	1070	1080	1090	10100	10110	10120
1 1/4"		4.01		4.42	4.51	5.04	5.52	5.91	6.33	6.81	7.20	7.64	12.97	13.86	15.04	16.05	17.22	18.01
	Part#	12		1220	1225	1230	1235	1240	1245	1250	1255	1260	1270	1280	1290	12100	12110	12120
1 1/2"		4.85		5.19	5.68	6.06	6.82	7.30	7.75	8.20	8.74	9.23	14.75	15.66	16.73	17.79	19.04	19.96
	Part#	15		1520	1525	1530	1535	1540	1545	1550	1555	1560	1570	1580	1590	15100	15110	15120
2"		6.30			6.96	7.54	8.48	9.28	9.98	10.71	11.58	12.34	17.69	20.16	21.68	23.15	25.59	27.40
	Part#	20			2025	2030	2035	2040	2045	2050	2055	2060	2070	2080	2090	20100	20110	20120
2 1/2"		23.25				24.36	26.84	27.84	29.75	31.52	33.59	35.37	36.27	37.02	40.68	44.45	48.21	51.88
	Part#	25				2530	2535	2540	2545	2550	2555	2560	2570	2580	2590	25100	25110	25120
3"		26.47				27.22	30.44	31.14	32.91	34.82	37.39	39.59	40.71	45.41	49.31	53.89	58.56	63.26
	Part#	30				3030	3035	3040	3045	3050	3055	3060	3070	3080	3090	30100	30110	30120
4"		39.73					43.27	45.10	47.63	51.58	55.63	59.74	65.98	73.28	80.52	87.78	95.16	95.05
	Part#	40					4035	4040	4045	4050	4055	4060	4070	4080	4090	40100	40110	40120
6"		170.46							208.08	208.08	232.68	232.68	239.80	255.01	267.88	271.11	289.41	309.65
	Part#	60							6045	6050	6055	6060	6070	6080	6090	60100	60110	60120
	Close		1 1/2"	2"	2 1/2"	3"	3 1/2"	4"	4 1/2"	5"	5 1/2"	6"	7"	8"	9"	10"	11"	12"





# BOSHART INDUSTRIES

Telephone: 1-519-595-4444 - Toll Free: 1-800-561-3164

Fax: 1-519-595-4380 - [www.boshart.com](http://www.boshart.com)

3-17

June 11/18

## GALVANIZED SCH. 40 STEEL PIPE NIPPLES

- Nipple Specification ASTM A733 • Thread Specification ANSI B.1.20.1
- LIST PRICE PER UNIT • PRICE CODE - W • When ordering Galvanized Nipples, Part No. starts with GN-
- CRN Number for Steel Nipples - Contact Boshart Industries for more information. • Third Party Certified to NSF/ANSI 61 and NSF/ANSI 372

Size	Length																
	Close	1 1/2"	2"	2 1/2"	3"	3 1/2"	4"	4 1/2"	5"	5 1/2"	6"	7"	8"	9"	10"	11"	12"
1/8"	Close	3.76	4.06	4.60	5.36	5.68	6.19	6.54	6.82	7.20	7.49	7.83	8.56	9.23	10.27	10.90	11.56
1/4"	Part#	01	0115	0120	0125	0130	0135	0140	0145	0150	0155	0160	0170	0180	0190	0110	01120
	Part#	3.34	3.58	3.76	4.34	4.60	5.04	5.49	6.19	6.77	7.20	7.54	8.10	8.63	9.25	10.45	11.05
3/8"	Part#	02	0215	0220	0225	0230	0235	0240	0245	0250	0255	0260	0270	0280	0290	0210	02120
	Part#	3.43	3.61	3.89	4.45	4.73	5.14	5.67	6.56	7.33	7.62	7.96	8.36	8.97	9.63	10.42	11.71
1/2"	Part#	03	0315	0320	0325	0330	0335	0340	0345	0350	0355	0360	0370	0380	0390	0310	03120
	Part#	2.17	2.35	2.54	2.78	2.99	3.37	3.68	3.90	4.21	4.60	4.88	10.02	10.02	10.36	10.78	11.71
3/4"	Part#	05	0515	0520	0525	0530	0535	0540	0545	0550	0555	0560	0570	0580	0590	0510	05120
	Part#	2.69	2.78	2.90	3.21	3.58	4.01	4.42	4.77	5.14	5.55	6.06	11.16	12.40	13.01	13.20	14.11
1"	Part#	07	0715	0720	0725	0730	0735	0740	0745	0750	0755	0760	0770	0780	0790	0710	07120
	Part#	3.94		4.34	4.69	5.08	5.67	6.18	6.67	7.08	7.48	7.96	13.66	14.75	16.23	17.53	18.54
1 1/4"	Part#	10		1020	1025	1030	1035	1040	1045	1050	1055	1060	1070	1080	1090	1010	10120
	Part#	5.08		5.65	5.92	6.36	7.18	7.83	8.35	8.98	9.50	10.12	17.32	18.87	20.21	21.77	24.64
1 1/2"	Part#	12		1220	1225	1230	1235	1240	1245	1250	1255	1260	1270	1280	1290	1210	12120
	Part#	6.19		6.56	7.18	7.69	8.60	9.43	10.15	10.90	11.58	12.13	18.75	20.79	22.40	23.92	26.76
2"	Part#	15		1520	1525	1530	1535	1540	1545	1550	1555	1560	1570	1580	1590	1510	15120
	Part#	8.04			8.88	9.81	11.05	12.04	12.88	13.86	14.85	15.81	24.54	26.35	28.37	30.27	34.71
2 1/2"	Part#	20			2025	2030	2035	2040	2045	2050	2055	2060	2070	2080	2090	2010	20120
	Part#	30.58				31.52	35.45	36.47	38.78	41.78	44.76	47.17	49.38	52.47	55.03	59.88	69.97
3"	Part#	25				2530	2535	2540	2545	2550	2555	2560	2570	2580	2590	2510	25120
	Part#	36.14				37.11	41.53	42.65	45.38	48.50	51.45	54.52	59.04	62.81	69.24	75.89	88.76
4"	Part#	30				3030	3035	3040	3045	3050	3055	3060	3070	3080	3090	3010	30120
	Part#	53.84					58.65	60.04	64.79	70.23	75.89	81.39	91.40	101.97	111.84	122.15	142.44
6"	Part#	40					4035	4040	4045	4050	4055	4060	4070	4080	4090	4010	40120
	Part#	230.44							334.74	339.73	359.63	326.04	344.47	359.65	434.76	382.52	511.03
Close	Part#	60							6045	6050	6055	6060	6070	6080	6090	6010	60120
	Part#																

# BOSHART INDUSTRIES

Telephone: 1-519-595-4444 - Toll Free: 1-800-561-3164  
Fax: 1-519-595-4380 - [www.boshart.com](http://www.boshart.com)



## BLACK SCH. 80 SEAMLESS STEEL PIPE NIPPLES

- CRN Number for Seamless Steel Nipples - Contact Boshart Industries for more information.
- Nipple Specification ASTM A106B • Thread Specification ANSI B.1.20.1
- LIST PRICE PER UNIT • PRICE CODE - V • When ordering Black Heavy Duty Nipples, Part No. starts with **BLHN-**

Size	Close	1 1/2"	2"	2 1/2"	3"	3 1/2"	4"	4 1/2"	5"	5 1/2"	6"	7"	8"	9"	10"	11"	12"
1/8"	8.08	8.26	8.81	9.52	10.12	11.17	11.87	12.40	13.25	14.12	15.04	17.41	19.33	21.00	22.66	24.40	26.20
Part#	01	0115	0120	0125	0130	0135	0140	0145	0150	0155	0160	0170	0180	0190	01100	01110	01120
1/4"	3.58	3.68	3.89	4.06	4.39	4.81	5.14	5.67	6.19	6.77	7.20	7.60	8.26	9.09	9.74	10.61	12.02
Part#	02	0215	0220	0225	0230	0235	0240	0245	0250	0255	0260	0270	0280	0290	02100	02110	02120
3/8"	3.94	3.97	4.24	4.50	4.81	5.30	5.84	6.56	7.08	7.75	8.11	8.59	9.21	10.04	10.83	11.71	12.54
Part#	03	0315	0320	0325	0330	0335	0340	0345	0350	0355	0360	0370	0380	0390	03100	03110	03120
1/2"	3.61	3.89	4.12	4.50	4.73	5.36	5.82	6.30	6.73	7.18	7.49	11.51	12.60	13.13	13.60	14.52	15.69
Part#	05	0515	0520	0525	0530	0535	0540	0545	0550	0555	0560	0570	0580	0590	05100	05110	05120
3/4"	4.45	4.59	4.81	5.08	5.41	6.06	6.44	7.06	7.48	7.99	8.51	13.55	14.92	15.69	16.33	17.62	19.14
Part#	07	0715	0720	0725	0730	0735	0740	0745	0750	0755	0760	0770	0780	0790	07100	07110	07120
1"	6.67	7.22	7.69	8.10	8.89	9.43	10.12	10.12	10.61	11.24	11.94	16.33	18.01	19.73	21.52	23.48	25.30
Part#	10	1020	1025	1030	1035	1040	1045	1045	1050	1055	1060	1070	1080	1090	10100	10110	10120
1 1/4"	8.34	8.81	10.12	10.12	11.16	11.16	11.94	12.70	13.55	14.27	15.09	20.53	22.82	24.97	27.40	29.62	31.27
Part#	12	1220	1225	1230	1235	1240	1245	1245	1250	1255	1260	1270	1280	1290	12100	12110	12120
1 1/2"	9.74	10.29	11.22	11.91	13.20	14.38	15.04	15.04	16.05	16.91	17.91	21.70	24.15	26.46	28.97	31.42	33.93
Part#	15	1520	1525	1530	1535	1540	1545	1545	1550	1555	1560	1570	1580	1590	15100	15110	15120
2"	12.97		14.27	15.51	17.24	18.60	20.02	20.02	21.51	22.76	24.14	29.33	32.53	35.93	39.35	42.72	46.16
Part#	20		2025	2030	2035	2040	2045	2045	2050	2055	2060	2070	2080	2090	20100	20110	20120
2 1/2"	39.10			40.71	45.74	47.09	49.68	49.68	53.02	56.21	59.55	61.47	64.92	68.15	74.26	80.55	86.77
Part#	25			2530	2535	2540	2545	2545	2550	2555	2560	2570	2580	2590	25100	25110	25120
3"	44.00			44.83	50.08	51.37	54.34	54.34	57.86	61.49	64.98	66.79	74.37		89.93	105.46	105.46
Part#	30			3030	3035	3040	3045	3045	3050	3055	3060	3070	3080		30100	30110	30120
4"	65.22				69.98	73.51	75.75	75.75	84.38		97.32		121.26		145.25	155.43	169.25
Part#	40				4035	4040	4045	4045	4050		4060		4080		40100	40110	40120
Close				2 1/2"	3"	3 1/2"	4"	4 1/2"	5"	5 1/2"	6"	7"	8"	9"	10"	11"	12"

Note: Galvanized Heavy Duty Nipples Available on Request

## TOE NIPPLES

- LIST PRICE PER UNIT • PRICE CODE - W
- When ordering Toe Nipples, Part No. starts with **BLN-**
- Threaded one end only - Other end square cut

Size	10"	12"
1 1/4"	16.05	18.52
Part#	12100T	12120T



# BOSHART INDUSTRIES

Telephone: 1-519-595-4444 - Toll Free: 1-800-561-3164

Fax: 1-519-595-4380 - [www.boshart.com](http://www.boshart.com)

3-19

June 11/18

## BLACK READY CUT PIPE

• LIST PRICE PER UNIT • PRICE CODE - V

• When ordering Black Ready Cut Pipe, Part No. starts with **BLRCP-**

Size	18"	24"	30"	36"	48"	60"	72"
1/8"	13.25	15.31	18.61	22.21	29.65	37.02	44.45
Part#	01180	01240	01300	01360	01480	01600	01720
1/4"	15.56	18.30	21.16	26.39	32.07	38.16	45.75
Part#	02180	02240	02300	02360	02480	02600	02720
3/8"	17.12	20.31	23.78	28.55	35.96	43.10	49.38
Part#	03180	03240	03300	03360	03480	03600	03720
1/2"	13.60	16.80	21.01	25.19	33.51	41.94	47.74
Part#	05180	05240	05300	05360	05480	05600	05720
3/4"	16.95	20.27	25.27	30.33	40.42	50.47	57.50
Part#	07180	07240	07300	07360	07480	07600	07720
1"	23.69	28.62	33.80	39.34	51.72	64.61	77.15
Part#	10180	10240	10300	10360	10480	10600	10720
1 1/4"	29.74	37.64	49.44	59.28	75.30	92.41	102.12
Part#	12180	12240	12300	12360	12480	12600	12720
1 1/2"	32.81	43.73	51.82	60.58	76.82	93.99	120.12
Part#	15180	15240	15300	15360	15480	15600	15720
2"	44.93	58.95	69.83	81.41	103.14	126.03	159.77
Part#	20180	20240	20300	20360	20480	20600	20720

## GALVANIZED READY CUT PIPE

• LIST PRICE PER UNIT • PRICE CODE - V

• When ordering Galvanized Ready Cut Pipe, Part No. starts with **GRCP-**

Size	18"	24"	30"	36"	48"	60"	72"
1/8"	POR	POR	POR	POR	POR	POR	POR
Part#	01180	01240	01300	01360	01480	01600	01720
1/4"	18.81	23.91	24.15	35.85	47.74	59.62	67.98
Part#	02180	02240	02300	02360	02480	02600	02720
3/8"	21.41	25.22	29.67	37.86	50.42	63.04	71.94
Part#	03180	03240	03300	03360	03480	03600	03720
1/2"	16.87	22.13	27.66	33.14	44.22	55.22	62.96
Part#	05180	05240	05300	05360	05480	05600	05720
3/4"	21.30	28.06	35.14	42.12	56.13	70.15	79.82
Part#	07180	07240	07300	07360	07480	07600	07720
1"	30.07	37.49	44.93	52.88	69.62	87.04	99.19
Part#	10180	10240	10300	10360	10480	10600	10720
1 1/4"	40.07	49.68	59.58	70.28	90.21	111.15	130.17
Part#	12180	12240	12300	12360	12480	12600	12720
1 1/2"	44.93	58.05	69.90	82.57	106.46	131.15	153.61
Part#	15180	15240	15300	15360	15480	15600	15720
2"	58.21	77.59	94.79	111.75	143.57	146.87	206.90
Part#	20180	20240	20300	20360	20480	20600	20720

## STEEL NIPPLE ASSORTMENTS

PART NO. BLACK	LIST PRICE-W	PART NO. GALV.	LIST PRICE-W	LIST SIZE	QUANTITIES INCLUDED IN EACH ASSORTMENT										TOTAL PIECES	APPROX. WEIGHT LB.	
					CLOSE	1 1/2"	2"	2 1/2"	3"	3 1/2"	4"	4 1/2"	5"	5 1/2"			6"
BLNA-05	297.17	GNA-05	369.14	1/2"	6	6	6	6	6	6	6	6	6	6	6	66	16.00
BLNA-07	361.54	GNA-07	452.25	3/4"	6	6	6	6	6	6	6	6	6	6	6	66	22.00
BLNA-10	420.43	GNA-10	524.48	1"	6	6	6	6	6	6	6	6	6	6	60	31.50	
BLNA-05-25	107.57			1/2"	4	3	3	2	2	1	2	1	2	1	25	4.6	
BLNA-07-25	128.97			3/4"	6		4	3	2	1	2	1	2	1	25	6.2	
BLNA-10-25	174.39			1"	5		5	3	2	1	2	1	2	1	25	9.1	
BLNA-05SR	40.80	GNA-05SR	34.10	1/2"	1	1	1	1	1	1	1	1	1	1	11	2.50	
BLNA-07SR	46.72	GNA-07SR	41.83	3/4"	1	1	1	1	1	1	1	1	1	1	11	3.25	
BLNA-10SR	58.02	GNA-10SR	56.02	1"	1	1	1	1	1	1	1	1	1	1	10	4.15	
BLNA-12SR	69.70	GNA-12SR	80.86	1-1/4"	1		1	1	1	1	1	1	1	1	10	6.50	
BLNA-15SR	80.91	GNA-15SR	95.76	1-1/2"	1		1	1	1	1	1	1	1	1	10	7.25	
BLNA-20SR	96.91	GNA-20SR	109.08	2"	1		1	1	1	1	1	1	1	1	9	9.65	





**READY-CUT PIPE RACK ASSORTMENTS**

PART NO.	DESCRIPTION	LIST PRICE-A
RCP-RACK	51cm x 49cm x 70cm (high) 20" x 19" x 27.5" (high) 35cm (13.7" ) high at front	372.60

Assembly required.

Following are three suggested assortments that would fit into the pipe rack. [Please contact your Sales Rep for pricing.](#)

**SUGGESTED GALVANIZED ASSORTMENT INCLUDES:**

Number of pieces indicated below the Part No.:

PIPE LENGTHS	1/2" DIAMETER	3/4" DIAMETER	1" DIAMETER	1 1/4" DIAMETER	1 1/2" DIAMETER
60"	GRCP-05600 5	GRCP-07600 5	GRCP-10600 3	GRCP-12600 3	GRCP-15600 3
48"	GRCP-05480 5	GRCP-07480 5	GRCP-10480 3	GRCP-12480 3	GRCP-15480 3
36"	GRCP-05360 5	GRCP-07360 5	GRCP-10360 3	GRCP-12360 3	GRCP-15360 3
30"	GRCP-05300 5	GRCP-07300 5	GRCP-10300 3	GRCP-12300 3	GRCP-15300 3
24"	GRCP-05240 5	GRCP-07240 5	GRCP-10240 3	GRCP-12240 3	GRCP-15240 3
18"	GRCP-05180 5	GRCP-07180 5	GRCP-10180 3	GRCP-12180 3	GRCP-15180 3

**SUGGESTED BLACK ASSORTMENT INCLUDES:**

Number of pieces indicated below the Part No.:

PIPE LENGTHS	1/2" DIAMETER	3/4" DIAMETER	1" DIAMETER	1 1/4" DIAMETER	1 1/2" DIAMETER
60"	BLRCP-05600 5	BLRCP-07600 5	BLRCP-10600 3	BLRCP-12600 3	BLRCP-15600 3
48"	BLRCP-05480 5	BLRCP-07480 5	BLRCP-10480 3	BLRCP-12480 3	BLRCP-15480 3
36"	BLRCP-05360 5	BLRCP-07360 5	BLRCP-10360 3	BLRCP-12360 3	BLRCP-15360 3
30"	BLRCP-05300 5	BLRCP-07300 5	BLRCP-10300 3	BLRCP-12300 3	BLRCP-15300 3
24"	BLRCP-05240 5	BLRCP-07240 5	BLRCP-10240 3	BLRCP-12240 3	BLRCP-15240 3
18"	BLRCP-05180 5	BLRCP-07180 5	BLRCP-10180 3	BLRCP-12180 3	BLRCP-15180 3

**SUGGESTED GALVANIZED & BLACK MIX INCLUDES:**

Number of pieces indicated below the Part No.:

PIPE LENGTHS	1/2" DIAMETER	3/4" DIAMETER	1" DIAMETER	1" DIAMETER	3/4" DIAMETER
60"	GRCP-05600 5	GRCP-07600 5	GRCP-10600 3	BLRCP-10600 3	BLRCP-07600 3
48"	GRCP-05480 5	GRCP-07480 5	GRCP-10480 3	BLRCP-10480 3	BLRCP-07480 3
36"	GRCP-05360 5	GRCP-07360 5	GRCP-10360 3	BLRCP-10360 3	BLRCP-07360 3
30"	GRCP-05300 5	GRCP-07300 5	GRCP-10300 3	BLRCP-10300 3	BLRCP-07300 3
24"	GRCP-05240 5	GRCP-07240 5	GRCP-10240 3	BLRCP-10240 3	BLRCP-07240 3
18"	GRCP-05180 5	GRCP-07180 5	GRCP-10180 3	BLRCP-10180 3	BLRCP-07180 3



Not exactly as shown

For complete ordering information, please call your Inside Sales Representative.



# BOSHART INDUSTRIES

Telephone: 1-519-595-4444 - Toll Free: 1-800-561-3164

Fax: 1-519-595-4380 - [www.boshart.com](http://www.boshart.com)

3-21

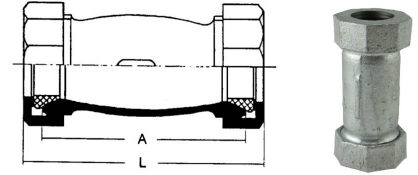
August 1/18

## GALVANIZED COMPRESSION (DRESSER) COUPLINGS - IRON PIPE SIZE

- Material and standard: Malleable iron ANSI/ASTM A-197
- Gasket Material: Nitrile
- Maximum operating temperature: -10°C(14°F) to 60°C(140°F)
- Surface finish: Hot-dipped galvanized
- Ring: Galvanized carbon steel
- Pressure Rating: Up to 150 PSI

PART NO.	IPS SIZE	PIPE O.D.	DIMENSIONS				QUANTITY		LIST PRICE-M
			A MM	IN	L MM	IN	CTN	CASE	
GCC-05	1/2"	0.84"	85	3.34	99	3.89	24	48	146.08
GCC-07	3/4"	1.05"	92	3.62	107	4.21	20	40	163.80
GCC-10	1"	1.315"	100	3.93	117	4.60	12	24	192.21
GCC-12	1 1/4"	1.66"	104	4.09	121	4.76	9	18	244.05
GCC-15	1 1/2"	1.90"	108	4.25	126	4.96	6	12	289.17
GCC-20	2"	2.375"	111	4.37	129	5.07	5	10	432.36

NOTE: Galvanized Compression Couplings are not CRN registered.



NOTE: Pipes must be properly restrained or end blocked to prevent blow off after installation.

## STANDARD MERCHANT COUPLINGS - ASTM A865

BLACK PART NO.	LIST PRICE-X	GALV. PART NO.	LIST PRICE-X	SIZE	LENGTH INCHES	DIAM. INCHES	WEIGHT LBS/PCS	QUANTITY CTN	CASE
BLMC-01	1.08	GMC-01	1.08	1/8	3/4	0.563	0.037	100	1200
BLMC-02	1.31	GMC-02	1.38	1/4	1 1/8	0.719	0.077	100	800
BLMC-03	1.45	GMC-03	1.54	3/8	1 1/8	0.875	0.099	100	600
BLMC-05	1.56	GMC-05	1.69	1/2	1 1/2	1.063	0.165	100	400
BLMC-07	2.15	GMC-07	2.30	3/4	1 9/16	1.313	0.253	50	
BLMC-10	3.25	GMC-10	3.56	1	1 15/16	1.576	0.388	30	
BLMC-12	3.96	GMC-12	4.33	1 1/4	2	1.900	0.496	25	
BLMC-15	5.11	GMC-15	5.61	1 1/2	2	2.200	0.683	25	
BLMC-20	6.89	GMC-20	7.71	2	2 1/16	2.750	1.036	20	
BLMC-25	19.51	GMC-25	22.21	2 1/2	3 1/16	3.250	2.204	24	
BLMC-30	30.44	GMC-30	34.70	3	3 3/16	4.000	3.086	18	
BLMC-35	41.37			3 1/2	3 5/16	4.625	3.306	12	
BLMC-40	41.37	GMC-40	47.13	4	3 7/16	5.000	4.409	12	
BLMC-50	73.23			5	3 11/16	6.292	8.51	6	
BLMC-60	110.58	GMC-60	125.19	6	3 15/16	7.390	10.361	4	
BLMC-80	282.14			8	4 3/16	9.626	14.66	1	

NOTE: 1/8" - 2" Straight Tapped      2 1/2" - 8" Taper Tapped



Threaded all the way through

## HALF MERCHANT COUPLINGS - ASTM A865

BLACK PART NO.	LIST PRICE-X	SIZE	LENGTH INCHES	DIAM. INCHES	WEIGHT LBS/PCS	QUANTITY CTN	CASE
BLMHC-01	0.81	1/8	17/32	0.563	0.018	200	2400
BLMHC-02	0.98	1/4	17/32	0.719	0.038	200	2000
BLMHC-03	1.08	3/8	17/32	0.875	0.049	200	1200
BLMHC-05	1.17	1/2	23/32	1.063	0.082	200	800
BLMHC-07	1.60	3/4	3/4	1.313	0.126	200	400
BLMHC-10	2.44	1	15/16	1.576	0.194	100	300
BLMHC-12	2.97	1 1/4	31/32	1.900	0.248	50	200
BLMHC-15	3.83	1 1/2	31/32	2.200	0.341	50	200
BLMHC-20	5.17	2	1	2.750	0.518	100	
BLMHC-25	13.86	2 1/2	1 1/2	3.250	1.102	48	
BLMHC-30	21.63	3	1 9/16	4.000	1.543	30	
BLMHC-35	29.39	3 1/2	1 5/8	4.625	1.653	24	
BLMHC-40	29.39	4	1 11/16	5.000	2.204	24	
BLMHC-50	53.98	5	1 3/4	6.292	3.40	15	
BLMHC-60	78.56	6	1 7/8	7.390	5.180	6	
BLMHC-80	104.74	8	2 3/32	9.626	7.16	4	

NOTE: 1/8" - 2" Straight Tapped      2 1/2" - 8" Taper Tapped



Half couplings are chamfered on one end with the other end square.



**MERCHANT STEEL PIPE FITTINGS**

STANDARD SPECIFICATIONS

MATERIALS:	ASTM A 108	Carbon Steel 12L14, C1010
	ASME B 633.07	RoHS Compliant Zinc Plating
DIMENSIONS:	ASME B 16.14	Ferrous Pipe Plugs, Bushing
	SAE J531	Taper Thread Pipe Plugs
THREADS:	Dryseal NPTF	American Standard Taper Pipe Thread

Merchant steel fittings are designed with NPTF Taper Pipe Threads for more critical applications where the sealing compound may fail due to high heat or pressure, NPTF Dryseal threads produce a mechanical seal by the mating and slight crushing of the threads when a wrench is applied to tighten the fittings.

**MERCHANT STEEL HEX BUSHINGS**

SIZE	BLACK PART NO.	LIST PRICE-X	GALVANIZED PART NO.	LIST PRICE-X	QTY CTN	WEIGHT LBS/100pcs
1/4" x 1/8"	BLMB-0201	1.77	GMB-0201	1.90	100	2
3/8" x 1/8"	BLMB-0301	2.11	GMB-0301	2.26	100	4
3/8" x 1/4"	BLMB-0302	2.11	GMB-0302	2.26	100	3
1/2" x 1/8"	BLMB-0501	3.26	GMB-0501	3.60	100	10
1/2" x 1/4"	BLMB-0502	3.26	GMB-0502	3.60	100	8
1/2" x 3/8"	BLMB-0503	3.26	GMB-0503	3.60	100	5
3/4" x 1/8"	BLMB-0701	4.94	GMB-0701	5.96	100	19
3/4" x 1/4"	BLMB-0702	4.94	GMB-0702	5.96	100	18
3/4" x 3/8"	BLMB-0703	4.94	GMB-0703	5.96	100	14
3/4" x 1/2"	BLMB-0705	4.94	GMB-0705	5.96	100	10



**MERCHANT STEEL HEX CAPS**

SIZE	BLACK PART NO.	LIST PRICE-X	GALVANIZED PART NO.	LIST PRICE-X	QTY CTN	WEIGHT LBS/100pcs
1/8"	BLMHCA-01	1.61	GMHCA-01	1.82	100	2.5
1/4"	BLMHCA-02	2.18	GMHCA-02	2.47	100	3
3/8"	BLMHCA-03	3.00	GMHCA-03	3.43	100	6.5
1/2"	BLMHCA-05	4.54	GMHCA-05	5.34	100	11.5
3/4"	BLMHCA-07	6.61	GMHCA-07	7.56	50	16



**MERCHANT STEEL SQUARE HEAD PLUGS**

SIZE	BLACK PART NO.	LIST PRICE-X	GALVANIZED PART NO.	LIST PRICE-X	QTY CTN	WEIGHT LBS/100pcs
1/8"	BLMP-01	0.54	GMP-01	0.59	100	2
1/4"	BLMP-02	0.82	GMP-02	0.95	100	3.5
3/8"	BLMP-03	1.25	GMP-03	1.41	100	6
1/2"	BLMP-05	2.33	GMP-05	2.73	100	11
3/4"	BLMP-07	3.28	GMP-07	3.89	100	18



**MERCHANT STEEL COUNTERSUNK SQUARE SOCKET PLUGS**

SIZE	BLACK PART NO.	LIST PRICE-X	GALVANIZED PART NO.	LIST PRICE-X	QTY CTN	WEIGHT LBS/100pcs
1/8"	BLMPCSS-01	0.47	GMPCSS-01	0.50	100	2
1/4"	BLMPCSS-02	0.63	GMPCSS-02	0.71	100	4
3/8"	BLMPCSS-03	0.85	GMPCSS-03	1.00	100	3
1/2"	BLMPCSS-05	1.33	GMPCSS-05	1.52	100	10
3/4"	BLMPCSS-07	2.11	GMPCSS-07	2.47	100	8
1"	BLMPCSS-10	5.07	GMPCSS-10	7.14	50	5
1-1/4"	BLMPCSS-12	8.14	GMPCSS-12	10.85	25	19
1-1/2"	BLMPCSS-15	20.74	GMPCSS-15	23.93	25	18
2"	BLMPCSS-20	36.55	GMPCSS-20	43.45	20	14



**MERCHANT STEEL COUNTERSUNK HEX SOCKET PLUGS**

SIZE	BLACK PART NO.	LIST PRICE-X	GALVANIZED PART NO.	LIST PRICE-X	QTY CTN	WEIGHT LBS/100pcs
1/8"	BLMPCHS-01	0.47	GMPCHS-01	0.52	100	2
1/4"	BLMPCHS-02	0.63	GMPCHS-02	0.71	100	4
3/8"	BLMPCHS-03	0.85	GMPCHS-03	1.00	100	3
1/2"	BLMPCHS-05	1.33	GMPCHS-05	1.41	100	10
3/4"	BLMPCHS-07	2.11	GMPCHS-07	2.47	100	8
1"	BLMPCHS-10	5.07	GMPCHS-10	7.14	50	5
1-1/4"	BLMPCHS-12	8.14	GMPCHS-12	10.12	25	19
1-1/2"	BLMPCHS-15	20.74	GMPCHS-15	23.93	25	18
2"	BLMPCHS-20	36.55	GMPCHS-20	43.45	20	14







# BOSHART INDUSTRIES

Telephone: 1-519-595-4444 - Toll Free: 1-800-561-3164

Fax: 1-519-595-4380 - [www.boshart.com](http://www.boshart.com)


3-23

December 4/15

## CAST IRON COMPANION FLANGES

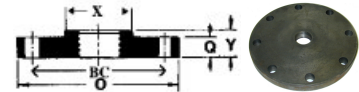
- ANSI B16.1 Class 125, Threads to ANSI B1.20.1 NPT
- Nominal operating pressure 200 PSI at temperatures between -20°F to 150°F (-29°C to 65°C).
- If temperature exceeds 150°F(65°C) pressure drops. Not for use at temperature lower than -20°F (-29°C).

PART NO.	PIPE SIZE IN.	DIAM. OF FLANGE O, IN	THICK OF FLANGE Q, IN	DIAM. OF HUB X, IN	LENGTH THROUGH HUB Y, IN	NUMBER OF BOLT HOLES	QTY	LIST PRICE-X
BLCF-10	1	4.25	0.44	1.94	0.69	4	1300	10.58
BLCF-12	1-1/4	4.62	0.50	2.31	0.81	4	1200	12.58
BLCF-15	1 1/2	5.00	0.56	2.56	0.88	4	1100	16.36
BLCF-20	2	6.00	0.62	3.06	1.00	4	560	23.92
BLCF-25	2 1/2	7.00	0.69	3.56	1.12	4	360	35.32
BLCF-30	3	7.50	0.75	4.25	1.19	4	300	41.85
BLCF-40	4	9.00	0.94	5.31	1.31	8	250	66.94
BLCF-50	5	10.00	0.94	6.44	1.44	8	118	76.90
BLCF-60	6	11.00	1.00	7.56	1.56	8	108	92.37
BLCF-80	8	13.50	1.12	9.69	1.75	8	66	162.67
BLCF-100	10	16.00	1.19	11.94	1.94	12	38	229.40
BLCF-120	12	19.00	1.25	14.06	2.19	12	25	327.68



## CAST IRON REDUCING COMPANION FLANGES

- ANSI B16.1 Class 125, Threads to ANSI B1.20.1 NPT
- Nominal operating pressure 200 PSI at temperatures between -20° to 150°F (-29°C to 65°C).
- If temperature exceeds 150°F(65°C) pressure drops. Not for use at temperature lower than -20°F (-29°C).



PART NO.	PIPE SIZE IN.	DIAM. OF FLANGE O, IN	THICK OF FLANGE Q, IN	DIAM. OF HUB X, IN	LENGTH THROUGH HUB Y, IN	NUMBER OF BOLT HOLES	WGT lbs	QTY	LIST PRICE-X	
BLCFR-1050	1"	5"	3.88	0.56	1.94	0.69	4	2.75	1100	14.50
BLCFR-1060	1"	6"	4.75	0.62	1.94	0.69	4	5.00	560	24.81
BLCFR-1075	1"	7-1/2"	6.00	0.75	1.94	0.81	4	9.00	320	51.41
BLCFR-1250	1-1/4"	5"	3.88	0.56	2.31	0.81	4	2.50	1100	15.60
BLCFR-1260	1-1/4"	6"	4.75	0.62	2.31	0.81	4	4.75	560	14.36
BLCFR-15110	1-1/2"	11"	9.50	1.00	2.56	1.06	8	27.00	120	136.35
BLCFR-1560	1-1/2"	6"	4.75	0.62	2.56	0.88	4	4.50	560	25.22
BLCFR-1570	1-1/2"	7"	5.50	0.69	2.56	0.88	4	7.00	360	47.90
BLCFR-1575	1-1/2"	7-1/2"	6.00	0.75	2.56	0.88	4	8.75	320	49.14
BLCFR-1590	1-1/2"	9"	7.50	0.94	2.56	1.00	8	14.75	200	81.92
BLCFR-20110	2"	11"	9.50	1.00	3.06	1.06	8	26.00	120	130.85
BLCFR-201350	2"	13-1/2"	11.75	1.12	3.06	1.19	8	44.00	66	221.84
BLCFR-2070	2"	7"	5.50	0.69	3.06	1.00	4	6.75	360	42.88
BLCFR-2075	2"	7-1/2"	6.00	0.75	3.06	1.00	4	8.50	320	45.01
BLCFR-2090	2"	9"	7.50	0.94	3.06	1.00	8	14.00	200	78.14
BLCFR-25110	2-1/2"	11"	9.50	1.00	3.56	1.12	8	25.00	120	144.94
BLCFR-2575	2-1/2"	7-1/2"	6.00	0.75	3.56	1.12	4	8.00	320	42.88
BLCFR-2590	2-1/2"	9"	7.50	0.94	3.56	1.12	8	13.50	200	70.58
BLCFR-30100	3"	10"	8.50	0.94	4.25	1.19	8	17.00	150	99.58
BLCFR-30110	3"	11"	9.50	1.00	4.25	1.19	8	23.00	120	121.02
BLCFR-301350	3"	13-1/2"	11.75	1.12	4.25	1.19	8	40.00	66	216.76
BLCFR-3090	3"	9"	7.50	0.94	4.25	1.19	8	12.75	200	75.60
BLCFR-40100	4"	10"	8.50	0.94	5.31	1.31	8	16.00	150	105.84
BLCFR-40110	4"	11"	9.50	1.00	5.31	1.31	8	21.00	120	118.48
BLCFR-401350	4"	13-1/2"	11.75	1.12	5.31	1.31	8	37.00	66	201.64
BLCFR-50110	5"	11"	9.50	1.00	6.44	1.44	8	19.00	120	132.36
BLCFR-601350	6"	13-1/2"	11.75	1.12	7.56	1.56	8	31.00	66	185.28

# BOSHART INDUSTRIES

3-24  
December 4/15

Telephone: 1-519-595-4444 - Toll Free: 1-800-561-3164  
Fax: 1-519-595-4380 - [www.boshart.com](http://www.boshart.com)



## CLASS 125/150 COMPANION FLANGE BOLT/GASKET KITS

### Features/Construction:

- 1/8" Thick, Full faced SBR (Styrene Butadiene Rubber) Red Gasket ASTM D1330, Grade II, Durometer 75 Shore A
- ASTM A307 zinc plated carbon steel bolts
- ASTM A563 zinc plated carbon steel nuts
- Each kit comes packaged in a sealed poly bag with one gasket and the correct number of bolts/nuts to suit one flange



PART NO.	PIPE SIZE (inch)	FLANGE O.D. (inch)	BOLT CIRCLE DIA. (inch)	NO. OF BOLTS/ NUTS	BOLT DIA. (inch)	BOLT LENGTH (inch)	CASE QTY	LIST PRICE-X
BLCFGK-20	2	6.00	4.75	4	5/8	2-1/2	16	25.23
BLCFGK-25	2-1/2	7.00	5.50	4	5/8	2-1/2	16	25.63
BLCFGK-30	3	7.50	6.00	4	5/8	2-1/2	10	26.11
BLCFGK-40	4	9.00	7.50	8	5/8	3	10	51.21
BLCFGK-50	5	10.00	8.50	8	3/4	3-1/2	10	72.48
BLCFGK-60	6	11.00	9.50	8	3/4	3-1/2	10	74.89
BLCFGK-80	8	13.50	11.75	8	3/4	3-1/2	8	90.28
BLCFGK-100	10	16.00	14.25	12	7/8	4		180.08
BLCFGK-120	12	19.00	17.00	12	7/8	4		193.95

## COMPANION FLANGE GASKETS

- Nominal operating pressure 200 PSI at temperatures between -20°F to 150°F (-29°C to 65°C).
- If temperature exceeds 150°F (65°C) pressure drops. Not for use at temperature lower than -20°F (-29°C).



PART NO.	DESCRIPTION	SIZE	LIST PRICE-X	PART NO.	DESCRIPTION	SIZE	LIST PRICE-X
BLCFG-15	Rubber Fulface Gasket	1 1/2" #150	5.50	BLCFG-50	Rubber Fulface Gasket	5" #150	18.52
BLCFG-20	Rubber Fulface Gasket	2" #150	7.61	BLCFG-60	Rubber Fulface Gasket	6" #150	21.00
BLCFG-25	Rubber Fulface Gasket	2 1/2" #150	10.45	BLCFG-80	Rubber Fulface Gasket	8" #150	28.88
BLCFG-30	Rubber Fulface Gasket	3" #150	11.28	BLCFG-100	Rubber Fulface Gasket	10" #150	39.88
BLCFG-40	Rubber Fulface Gasket	4" #150	15.68	BLCFG-120	Rubber Fulface Gasket	12" #150	57.95



# BOSHART INDUSTRIES

Telephone: 1-519-595-4444 - Toll Free: 1-800-561-3164

Fax: 1-519-595-4380 - [www.boshart.com](http://www.boshart.com)

3-25

June 11/18

## CAST BRONZE THREADED PIPE FITTINGS - 125 LBS

### STANDARD SPECIFICATION:

**MATERIALS:** ASTM B 584-93b  
**DIMENSIONS:** ANSI B 16.15, ANSI B 16.18  
**FLANGE DIMENSIONS:** ANSI B 16.24  
**THREADS:** ANSI/ASME B 1.20.1

• CRN Number for Cast Bronze Fittings - Contact Boshart Industries for more information.

### Bronze Fittings

• Not for Conveying Potable Water

### No Lead Bronze Fittings

• Third Party Certified to NSF/ANSI 61 and NSF/ANSI 372

**SIZE**      **PART NO.**      **CTN**      **CASE**      **LIST PRICE-H**

**PART NO.**      **CTN**      **CASE**      **LIST PRICE-G**



### BUSHINGS

1/4 x 1/8	2-BRB-0201	120	1440	22.55
3/8 x 1/8				
3/8 x 1/4	2-BRB-0302	75	900	22.55
1/2 x 1/8	2-BRB-0501-3	150	600	32.20
1/2 x 1/4	2-BRB-0502	150	600	24.32
1/2 x 3/8	2-BRB-0503	150	600	24.32
3/4 x 1/8				
3/4 x 1/4	2-BRB-0702-3	75	300	42.64
3/4 x 3/8				
3/4 x 1/2	2-BRB-0705	75	300	30.58
∅1 x 1/4	2-BRB-1002-3	50	200	63.40
1 x 3/8				
1 x 1/2	2-BRB-1005	50	200	49.86
1 x 3/4	2-BRB-1007	50	200	49.86
1 1/4 x 1/4				
∅1 1/4 x 3/8	2-BRB-1203-3	30	120	121.00
∅1 1/4 x 1/2	2-BRB-1205-3	30	120	103.38
1 1/4 x 3/4	2-BRB-1207	30	120	83.63
1 1/4 x 1	2-BRB-1210	30	120	83.63
1 1/2 x 1/2				
∅1 1/2 x 3/4	2-BRB-1507-3	25	75	133.49
1 1/2 x 1	2-BRB-1510	25	75	103.31
1 1/2 x 1 1/4	2-BRB-1512	25	75	103.31
2 x 1/2				
∅2 x 3/4	2-BRB-2007-3	20	60	201.98
∅2 x 1	2-BRB-2010-3	20	60	194.15
†2 x 1 1/4	2-BRB-2012	20	60	157.50
†2 x 1 1/2	2-BRB-2015	20	60	157.50
2 1/2 x 1				
2 1/2 x 1 1/4				
2 1/2 x 1 1/2				
†2 1/2 x 2	2-BRB-2520	15	30	371.95
3 x 2				
3 x 2 1/2				
4 x 2				
4 x 2 1/2				
4 x 3				

NLBRB-0201	120	1440	22.55
NLBRB-0301	75	900	22.55
NLBRB-0302	75	900	22.55
NLBRB-0501-3	150	600	32.20
NLBRB-0502	150	600	24.32
NLBRB-0503	150	600	24.32
NLBRB-0701-3	75	300	44.42
NLBRB-0702-3	75	300	42.64
NLBRB-0703	75	300	30.58
NLBRB-0705	75	300	30.58
NLBRB-1002-3	50	200	63.40
NLBRB-1003-3	50	200	61.05
NLBRB-1005	50	200	49.86
NLBRB-1007	50	200	49.86
NLBRB-1202-3	30	120	121.00
NLBRB-1203-3	30	120	121.00
NLBRB-1205-3	30	120	103.38
NLBRB-1207	30	120	83.63
NLBRB-1210	30	120	83.63
NLBRB-1505-3	25	75	138.88
NLBRB-1507-3	25	75	133.49
NLBRB-1510	25	75	103.31
NLBRB-1512	25	75	103.31
NLBRB-2005-3	20	60	201.98
NLBRB-2007-3	20	60	201.98
NLBRB-2010-3	20	60	194.15
NLBRB-2012	20	60	157.50
NLBRB-2015	20	60	157.50
NLBRB-2510-3	15	30	467.73
NLBRB-2512-3	15	30	449.05
NLBRB-2515	15	30	371.95
NLBRB-2520	15	30	371.95
NLBRB-3020	12	24	655.45
NLBRB-3025	12	24	655.45
NLBRB-4020-3	5	10	1971.07
NLBRB-4025	5	10	1474.28
NLBRB-4030	5	10	1474.28



NOTE: ∅ Items have an inside head † Items have an octagon head

# BOSHART INDUSTRIES

3-26

Telephone: 1-519-595-4444 - Toll Free: 1-800-561-3164

June 11/18

Fax: 1-519-595-4380 - [www.boshart.com](http://www.boshart.com)


## CAST BRONZE THREADED PIPE FITTINGS - 125 LBS (cont'd)

### Bronze Fittings

• Not for Conveying Potable Water

### No Lead Bronze Fittings

• Third Party Certified to NSF/ANSI 61 and NSF/ANSI 372



SIZE	PART NO.	CTN	CASE	LIST PRICE-H
------	----------	-----	------	--------------

PART NO.	CTN	CASE	LIST PRICE-G
----------	-----	------	--------------

### 90° ELBOWS

1/8				
1/4	2-BRE-02	35	420	34.25
3/8	2-BRE-03	90	360	34.25
1/2	2-BRE-05	60	200	38.35
3/4	2-BRE-07	35	105	66.50
1	2-BRE-10	20	60	111.24
1 1/4	2-BRE-12	20	40	141.20
1 1/2	2-BRE-15	15	30	186.57
2	2-BRE-20	8	16	344.23
2 1/2				
3				
4				

NLBRE-01	50	600	34.25
NLBRE-02	35	420	34.25
NLBRE-03	90	360	34.25
NLBRE-05	50	200	38.35
NLBRE-07	35	105	66.50
NLBRE-10	20	60	111.24
NLBRE-12	20	40	141.20
NLBRE-15	15	30	186.57
NLBRE-20	8	16	344.23
NLBRE-25		12	695.46
NLBRE-30		8	1261.28
NLBRE-40	1	2	2521.53



### 45° ELBOWS

1/8				
1/4				
3/8				
1/2				
3/4	2-BRE4-07	40	120	60.94
1	2-BRE4-10	20	60	103.31
1 1/4				
1 1/2				
2	2-BRE4-20	12	24	334.71
2 1/2				
3				
4				

NLBRE4-01	50	600	37.27
NLBRE4-02	30	360	37.27
NLBRE4-03	75	300	37.27
NLBRE4-05	50	200	40.28
NLBRE4-07	40	120	60.94
NLBRE4-10	20	60	103.31
NLBRE4-12	20	40	164.07
NLBRE4-15	10	30	206.13
NLBRE4-20	12	24	334.71
NLBRE4-25	1	12	733.94
NLBRE4-30	1	10	1357.76
NLBRE4-40	2	4	3035.26



### 90° STREET ELBOWS

1/8				
1/4	2-BRSE-02	35	420	45.28
3/8				
1/2	2-BRSE-05	60	180	55.92
3/4	2-BRSE-07	35	105	66.78
1	2-BRSE-10	45	90	109.52
1 1/4	2-BRSE-12	25	50	199.99
1 1/2	2-BRSE-15	9	27	218.11
2	2-BRSE-20	8	16	369.89
2 1/2				
3				
4				

NLBRSE-01	60	720	45.28
NLBRSE-02	35	420	45.28
NLBRSE-03	60	240	45.28
NLBRSE-05	60	180	55.92
NLBRSE-07	35	105	66.78
NLBRSE-10	45	90	109.52
NLBRSE-12	25	50	199.99
NLBRSE-15	9	27	218.11
NLBRSE-20	8	16	369.89
NLBRSE-25	5	10	770.65
NLBRSE-30	1	8	1593.72
NLBRSE-40	1	4	3918.63



### 45° STREET ELBOWS

1/8	2-BRSE4-01	70	840	50.77
1/4	2-BRSE4-02	40	480	50.77
3/8				
1/2				
3/4				
1				
1 1/4				
1 1/2				
2				

NLBRSE4-01	70	840	50.77
NLBRSE4-02	40	480	50.77
NLBRSE4-03	100	400	50.77
NLBRSE4-05	75	225	54.80
NLBRSE4-07	40	120	78.76
NLBRSE4-10	25	75	133.49
NLBRSE4-12	10	40	206.13
NLBRSE4-15	10	30	306.32
NLBRSE4-20	12	24	478.60



# BOSHART INDUSTRIES

Telephone: 1-519-595-4444 - Toll Free: 1-800-561-3164

Fax: 1-519-595-4380 - [www.boshart.com](http://www.boshart.com)

3-27

June 11/18

## CAST BRONZE THREADED PIPE FITTINGS - 125 LBS (cont'd)

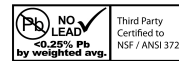
### Bronze Fittings

• Not for Conveying Potable Water

### No Lead Bronze Fittings

• Third Party Certified to NSF/ANSI 61 and NSF/ANSI 372

SIZE	PART NO.	CTN	CASE	LIST PRICE-G	PART NO.	CTN	CASE	LIST PRICE-G
------	----------	-----	------	--------------	----------	-----	------	--------------



### REDUCING 90° ELBOWS

3/8 x 1/8					NLBRRE-0301	105	420	53.69
1/2 x 1/4					NLBRRE-0502	60	240	58.00
1/2 x 3/8					NLBRRE-0503	60	240	58.00
3/4 x 3/8					NLBRRE-0703	40	160	78.96
3/4 x 1/2	2-BRRE-0705	40	160	78.96	NLBRRE-0705	40	160	78.96
1 x 1/2					NLBRRE-1005	25	100	137.83
1 x 3/4	2-BRRE-1007	50	100	137.83	NLBRRE-1007	50	100	137.83
1 1/4 x 1/2					NLBRRE-1205	20	80	209.50
1 1/4 x 3/4					NLBRRE-1207	15	60	209.50
1 1/4 x 1	2-BRRE-1210	10	40	209.50	NLBRRE-1210	10	40	209.50
1 1/2 x 3/4					NLBRRE-1507	10	40	267.26
1 1/2 x 1					NLBRRE-1510	10	40	267.26
1 1/2 x 1 1/4					NLBRRE-1512	15	30	267.26
2 x 1/2					NLBRRE-2005	10	40	476.01
2 x 3/4					NLBRRE-2007	9	36	476.01
2 x 1					NLBRRE-2010	14	28	476.01
2 x 1 1/4					NLBRRE-2012	1	25	476.01
2 x 1 1/2					NLBRRE-2015	10	20	476.01
2 1/2 x 1 1/2					NLBRRE-2515	1	16	975.05
2 1/2 x 2					NLBRRE-2520	6	12	975.05
3 x 2					NLBRRE-3020	4	8	2097.00



### TEES

1/8					NLBRT-01	120	480	41.03
1/4	2-BRT-02	75	300	39.53	NLBRT-02	75	300	39.53
3/8					NLBRT-03	45	180	41.03
1/2	2-BRT-05	40	120	56.14	NLBRT-05	40	120	56.14
3/4	2-BRT-07	35	70	88.65	NLBRT-07	35	70	88.65
1	2-BRT-10	20	40	146.64	NLBRT-10	20	40	146.64
1 1/4	2-BRT-12	14	28	187.91	NLBRT-12	14	28	187.91
1 1/2	2-BRT-15	12	24	292.31	NLBRT-15	12	24	292.31
2	2-BRT-20	8	16	417.84	NLBRT-20	8	16	417.84
2 1/2					NLBRT-25	4	8	922.91
3					NLBRT-30	1	6	1693.26
4					NLBRT-40	1	2	4204.59



### LOCKNUTS

1/4	2-BRLN-02	25	1400	22.55				
3/8	2-BRLN-03	25	1400	22.55				
1/2	2-BRLN-05	25	450	24.27				
3/4	2-BRLN-07	25	300	30.58				
1	2-BRLN-10	8	200	50.38				
1 1/4	2-BRLN-12	10	160	73.96				
1 1/2	2-BRLN-15	25	100	95.94				
2	2-BRLN-20	10	80	133.49				



# BOSHART INDUSTRIES

3-28  
June 11/18

Telephone: 1-519-595-4444 - Toll Free: 1-800-561-3164  
Fax: 1-519-595-4380 - [www.boshart.com](http://www.boshart.com)

## CAST BRONZE THREADED PIPE FITTINGS - 125 LBS (cont'd)

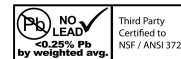
### Bronze Fittings

• Not for Conveying Potable Water

### No Lead Bronze Fittings

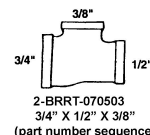
• Third Party Certified to NSF/ANSI 61 and NSF/ANSI 372

SIZE	PART NO.	CTN	CASE	LIST PRICE-H	PART NO.	CTN	CASE	LIST PRICE-G
------	----------	-----	------	--------------	----------	-----	------	--------------



### REDUCING TEES

1/4 x 1/4 x 1/8					NLBRRT-020201	125	500	66.99
1/2 x 1/2 x 1/4					NLBRRT-050502	40	160	72.36
1/2 x 1/2 x 3/8					NLBRRT-050503	40	160	72.36
1/2 x 1/2 x 3/4					NLBRRT-050507-2	30	120	89.10
3/4 x 1/2 x 1/2					NLBRRT-070505-2	25	100	97.74
3/4 x 1/2 x 3/4					NLBRRT-070507	20	80	98.48
3/4 x 3/4 x 1/4					NLBRRT-070702	25	100	89.10
3/4 x 3/4 x 3/8					NLBRRT-070703	55	110	89.10
3/4 x 3/4 x 1/2	2-BRRT-070705	20	80	89.10	NLBRRT-070705	20	80	89.10
3/4 x 3/4 x 1	2-BRRT-070710-2	40	80	202.28	NLBRRT-070710-2	40	80	202.28
1 x 1/2 x 1/2					NLBRRT-100505-2	15	60	205.61
1 x 1/2 x 3/4					NLBRRT-100507-2	1	70	205.61
1 x 1/2 x 1					NLBRRT-100510	15	60	205.61
1 x 3/4 x 3/4					NLBRRT-100707-2	15	60	202.28
1 x 3/4 x 1					NLBRRT-100710	30	60	202.28
1 x 1 x 1/4					NLBRRT-101002	11	44	202.28
1 x 1 x 3/8					NLBRRT-101003	15	60	202.28
1 x 1 x 1/2	2-BRRT-101005	15	60	202.28	NLBRRT-101005	15	60	202.28
1 x 1 x 3/4	2-BRRT-101007	12	48	202.28	NLBRRT-101007	12	48	202.28
1 1/4 x 1 1/4 x 1/2					NLBRRT-121205	20	40	288.96
1 1/4 x 1 1/4 x 3/4	2-BRRT-121207	20	40	288.96	NLBRRT-121207	20	40	288.96
1 1/4 x 1 1/4 x 1					NLBRRT-121210	20	40	288.96
1 1/2 x 1 1/2 x 1/2					NLBRRT-151505	18	36	389.24
1 1/2 x 1 1/2 x 3/4					NLBRRT-151507	15	30	389.24
1 1/2 x 1 1/2 x 1					NLBRRT-151510	10	30	389.24
1 1/2 x 1 1/2 x 1 1/4					NLBRRT-151512	12	24	389.24
2 x 2 x 1/2					NLBRRT-202005	10	20	651.21
2 x 2 x 3/4	2-BRRT-202007	10	20	651.21	NLBRRT-202007	10	20	651.21
2 x 2 x 1	2-BRRT-202010	10	20	651.21	NLBRRT-202010	10	20	651.21
2 x 2 x 1 1/4	2-BRRT-202012	8	16	651.21	NLBRRT-202012	8	16	651.21
2 x 2 x 1 1/2					NLBRRT-202015	8	16	651.21



### PLUGS

Note: 1/8", 1/4" & 3/8" Plugs are solid

1/8					NLBRP-01	400	4800	28.30
1/4					NLBRP-02	150	1800	28.30
3/8					NLBRP-03	120	1440	28.30
1/2	2-BRP-05	50	600	25.48	NLBRP-05	50	600	25.48
3/4	2-BRP-07	30	360	35.56	NLBRP-07	30	360	35.56
1	2-BRP-10	20	240	49.59	NLBRP-10	20	240	49.59
1 1/4	2-BRP-12	40	120	66.21	NLBRP-12	40	120	66.21
1 1/2	2-BRP-15	30	90	106.37	NLBRP-15	30	90	106.37
2	2-BRP-20	20	60	139.41	NLBRP-20	20	60	139.41
2 1/2					NLBRP-25	16	32	273.58
3					NLBRP-30	16	32	519.21
4					NLBRP-40	6	12	991.58



### SOLID PLUGS

1/2	2-BRPS-05	50	600	30.58	NLBRPS-05	50	600	30.58
3/4	2-BRPS-07	35	420	48.47	NLBRPS-07	35	420	48.47
1	2-BRPS-10	20	240	76.99	NLBRPS-10	20	240	76.99
1 1/4					NLBRPS-12	30	120	169.52
1 1/2					NLBRPS-15	30	90	193.09
2					NLBRPS-20	10	60	306.46



# BOSHART INDUSTRIES

Telephone: 1-519-595-4444 - Toll Free: 1-800-561-3164

Fax: 1-519-595-4380 - [www.boshart.com](http://www.boshart.com)

3-29

June 11/18

## CAST BRONZE THREADED PIPE FITTINGS - 125 LBS (cont'd)

### Bronze Fittings

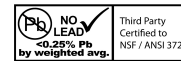
• Not for Conveying Potable Water

### No Lead Bronze Fittings

• Third Party Certified to NSF/ANSI 61 and NSF/ANSI 372

SIZE PART NO. CTN CASE LIST PRICE-H

PART NO. CTN CASE LIST PRICE-G



### UNIONS

#### CAST BRONZE TO CAST BRONZE SEAT

1/8				
1/4	2-BRU-02	20	240	104.78
3/8	2-BRU-03	40	160	104.78
1/2	2-BRU-05	50	100	115.03
3/4	2-BRU-07	35	70	133.49
1	2-BRU-10	20	40	209.11
1 1/4	2-BRU-12	15	30	306.57
1 1/2	2-BRU-15	10	20	335.38
2	2-BRU-20	6	12	566.59
2 1/2				
3				
4				

NLBRU-01	60	240	104.78
NLBRU-02	20	240	104.78
NLBRU-03	40	160	104.78
NLBRU-05	50	100	115.03
NLBRU-07	35	70	133.49
NLBRU-10	20	40	209.11
NLBRU-12	15	30	306.57
NLBRU-15	10	20	335.38
NLBRU-20	6	12	566.59
NLBRU-25	4	8	1389.39
NLBRU-30	4	8	2579.25
NLBRU-40	2	4	5745.55



### COUPLINGS

1/8				
1/4	2-BRC-02	40	480	28.30
3/8	2-BRC-03	40	480	28.30
1/2	2-BRC-05	60	240	36.94
3/4	2-BRC-07	50	150	50.77
1	2-BRC-10	25	100	85.22
1 1/4	2-BRC-12	16	64	121.23
1 1/2	2-BRC-15	18	36	157.92
2	2-BRC-20	12	24	260.56
2 1/2				
3				
4				

NLBRC-01	70	840	28.30
NLBRC-02	40	480	28.30
NLBRC-03	40	480	28.30
NLBRC-05	60	240	36.94
NLBRC-07	50	150	50.77
NLBRC-10	25	100	85.22
NLBRC-12	16	64	121.23
NLBRC-15	18	36	157.92
NLBRC-20	12	24	260.56
NLBRC-25	8	16	490.55
NLBRC-30		12	812.70
NLBRC-40	1	6	1677.57



### CROSSES

1/4				
3/8				
1/2				
3/4				
1				
1 1/4				
1 1/2	2-BRCR-15	8	16	515.09
2				

NLBRCR-02	60	240	75.09
NLBRCR-03	50	150	75.09
NLBRCR-05	30	90	100.39
NLBRCR-07	20	60	143.01
NLBRCR-10	15	30	229.63
NLBRCR-12	10	20	388.87
NLBRCR-15	8	16	515.09
NLBRCR-20	5	10	1056.00



### CAPS

1/8				
1/4				
3/8				
1/2	2-BRCA-05	75	300	29.55
3/4	2-BRCA-07	40	160	39.16
1	2-BRCA-10	25	100	55.09
1 1/4	2-BRCA-12	20	80	96.99
1 1/2	2-BRCA-15	18	54	127.36
2	2-BRCA-20	12	36	218.00
2 1/2				
3				
4				

NLBRCA-01	120	1440	23.24
NLBRCA-02	80	960	23.24
NLBRCA-03	60	720	23.24
NLBRCA-05	75	300	29.55
NLBRCA-07	40	160	39.16
NLBRCA-10	25	100	55.09
NLBRCA-12	20	80	96.99
NLBRCA-15	18	54	127.36
NLBRCA-20	12	36	218.00
NLBRCA-25	20	40	462.72
NLBRCA-30	1	24	854.50
NLBRCA-40	6	12	1635.65



# BOSHART INDUSTRIES

3-30  
June 11/18

Telephone: 1-519-595-4444 - Toll Free: 1-800-561-3164  
Fax: 1-519-595-4380 - [www.boshart.com](http://www.boshart.com)

## CAST BRONZE THREADED PIPE FITTINGS - 125 LBS (cont'd)

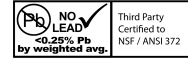
### Bronze Fittings

• Not for Conveying Potable Water

### No Lead Bronze Fittings

• Third Party Certified to NSF/ANSI 61 and NSF/ANSI 372

SIZE	PART NO.	CTN	CASE	LIST PRICE-H	PART NO.	CTN	CASE	LIST PRICE-G
------	----------	-----	------	--------------	----------	-----	------	--------------



### REDUCING COUPLINGS

1/4 x 1/8					NLBRRC-0201	50	600	33.56
3/8 x 1/8					NLBRRC-0301	35	420	33.56
3/8 x 1/4					NLBRRC-0302	30	360	33.56
1/2 x 1/8					NLBRRC-0501-3	75	300	48.76
1/2 x 1/4					NLBRRC-0502	75	300	36.31
1/2 x 3/8	2-BRRC-0503	60	240	36.31	NLBRRC-0503	60	240	36.31
3/4 x 1/4					NLBRRC-0702-3	45	180	66.78
3/4 x 3/8					NLBRRC-0703	45	180	48.76
3/4 x 1/2	2-BRRC-0705	60	180	48.76	NLBRRC-0705	60	180	48.76
1 x 3/8					NLBRRC-1003-3	30	120	106.70
1 x 1/2	2-BRRC-1005	30	120	106.70	NLBRRC-1005	30	120	106.70
1 x 3/4	2-BRRC-1007	25	100	106.70	NLBRRC-1007	25	100	106.70
1 1/4 x 1/2					NLBRRC-1205-3	25	75	175.74
1 1/4 x 3/4	2-BRRC-1207	25	75	157.92	NLBRRC-1207	25	75	157.92
1 1/4 x 1	2-BRRC-1210	15	60	157.92	NLBRRC-1210	15	60	157.92
1 1/2 x 1/2					NLBRRC-1505-3	20	60	218.20
1 1/2 x 3/4					NLBRRC-1507-3	15	60	218.20
1 1/2 x 1	2-BRRC-1510	25	50	199.99	NLBRRC-1510	25	50	199.99
1 1/2 x 1 1/4	2-BRRC-1512	12	48	199.99	NLBRRC-1512	12	48	199.99
2 x 1/2					NLBRRC-2005-3	12	36	327.15
2 x 3/4					NLBRRC-2007-3	12	36	327.15
2 x 1	2-BRRC-2010-3	12	36	327.15	NLBRRC-2010-3	12	36	327.15
2 x 1 1/4	2-BRRC-2012	9	27	309.52	NLBRRC-2012	9	27	309.52
2 x 1 1/2	2-BRRC-2015	9	27	309.52	NLBRRC-2015	9	27	309.52
2 1/2 x 1 1/2					NLBRRC-2515	7	14	603.10
2 1/2 x 2					NLBRRC-2520	7	14	603.10
3 x 2					NLBRRC-3020	6	12	1076.14
3 x 2 1/2					NLBRRC-3025	5	10	1076.14
4 x 3					NLBRRC-4030	3	6	2579.08



### FLOOR FLANGES

1/2	2-BRFF-05	16	64	102.23
3/4	2-BRFF-07	25	75	139.41
1	2-BRFF-10	10	40	227.56
1 1/4	2-BRFF-12	20	40	260.11
1 1/2	2-BRFF-15	20	40	399.87
2	2-BRFF-20			532.18



### THREADED COMPANION FLANGES - 150 LBS


PART NO.	QUANTITY	PART NO.	QUANTITY	PIPE	DIAM. OF	NO. OF	LIST
DIS. CODE-H	CTN	DIS. CODE-G	CTN	SIZE (FPT)	FLANGE	HOLES	PRICE
2-BRCF-05	15	NLBRCF-05	15	1/2"	3 2/5"	4	516.10
2-BRCF-07	15	NLBRCF-07	15	3/4"	3 4/5"	4	536.79
2-BRCF-10	15	NLBRCF-10	15	1"	4 1/4"	4	614.23
2-BRCF-12	15	NLBRCF-12	15	30 1 1/4"	4 3/5"	4	717.38
2-BRCF-15	1	NLBRCF-15	15	15 1 1/2"	5"	4	887.56
2-BRCF-20	10	NLBRCF-20	10	20 2"	6"	4	1114.78
2-BRCF-25	5	NLBRCF-25	5	10 2 1/2"	7"	4	1715.37
2-BRCF-30	4	NLBRCF-30	4	8 3"	7 1/2"	4	2678.24
2-BRCF-40	3	NLBRCF-40	3	6 4"	9"	8	3831.89



### BRASS CLEANOUT PLUGS

• Cast Brass • Countersunk square head socket

PART NO.	SIZE	DESCRIPTION	DIMENSIONS		WGT -lbs	QUANTITY		LIST PRICE-X
			A, IN	B, IN		CTN	CASE	
BRCPCS-40	4"	Countersunk Socket	1.15	0.46	0.68	10	80	16.49
BRCPCS-60	6"	Countersunk Socket	1.20	0.56	1.54	10	40	44.90



\* Other sizes and raised square head model are available, minimum order quantities may apply; contact your Inside Sales Representative for information.



# BOSHART INDUSTRIES

Telephone: 1-519-595-4444 - Toll Free: 1-800-561-3164

Fax: 1-519-595-4380 - [www.boshart.com](http://www.boshart.com)

3-31

August 1/18

## NO LEAD CAST BRONZE DROP EAR ELBOWS

PART NO.	DESCRIPTION	QUANTITY		CASE WGT - lbs	LIST PRICE-X
		CTN	CASE		
BRDECC-05NL	1/2" C x 1/2" C Bronze Dropear	25	200	33.33	5.90
BRDECF-05NL	1/2" C x 1/2" F Bronze Dropear	25	200	37.40	7.04
BRECF-05NL	1/2" C x 1/2" F Bronze Solder	25	200	30.80	7.72
BRECF-0507NL	1/2" C x 3/4" F Bronze Solder	25	200	25.26	12.05
BRECF-07NL	3/4" C x 3/4" F Bronze Solder	25	100	24.20	14.03
BRECF-0705NL	3/4" C x 1/2" F Bronze Solder	25	200	37.40	11.27
BRECF-10NL	1" C X 1" FPT Bronze Solder	10	120		21.19
BRDEPF-05NL	1/2" Pex x 1/2" F Bronze Dropear	25	200		8.34



BRDECF-05NL



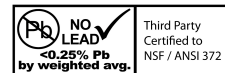
BRDECC-05NL



BRECF-05NL



BRDEPF-05NL



## NO LEAD CAST BRONZE SOLDER FITTINGS

PART NO.	SIZE	QUANTITY		LIST PRICE-X
		CTN	CASE	
<b>BASEBOARD TEE</b>				
BSF-CBT070107NL	3/4" x 1/8" x 3/4"	25	300	8.60
<b>CAST BRONZE SOLDER TEE</b>				
BSF-CCFT05NL	1/2" C x C x F	25	300	9.07
BSF-CCFT070705NL	3/4" x 3/4" x 1/2" CCF	25	150	16.59
BSF-CCFT07NL	3/4" C x C x F	25	150	16.07
BSF-CCFT101005NL	1" X 1" X 1/2" CCF	8	80	15.08
BSF-CCFT101007NL	1" x 1" x 3/4" CCF	8	80	17.61
BSF-CCFT10NL	1" C x C x F	8	80	35.73
BSF-CCFT121207NL	1-1/4" x 1-1/4" x 3/4" CCF	6	60	32.38
BSF-CCFT151507NL	1-1/2" x 1-1/2" x 3/4" CCF	10	60	49.39
BSF-CFCT05NL	1/2" C x F x C	25	150	8.82
BSF-CFCT070507NL	3/4" x 1/2" x 3/4" CFC	25	150	12.06
BSF-CFCT07NL	3/4" C x F x C	25	150	13.79
BSF-CFCT100510NL	1" x 1/2" x 1" CFC	25	150	30.11
BSF-CFCT100710NL	1" x 3/4" x 1" CFC	8	80	29.45
BSF-CFCT120512NL	1 1/4" x 1/2" x 1 1/4" CFC	10	60	37.67
BSF-CFCT120712NL	1 1/4" x 3/4" x 1 1/4" CFC	10	60	37.62
BSF-CFCT200720NL	2" x 3/4" x 2" CFC	3	36	89.38
BSF-FFCT070705NL	3/4" FxF 1/2" C	25	150	14.64
<b>CAST BRONZE SOLDER ELBOWS 90°</b>				
BSF-CME05NL	1/2" C x M	25	300	6.07
BSF-CME07NL	3/4" C x M	25	300	9.58
BSF-CME10NL	1" C X M	10	120	16.45



BSF-CCFT10NL



BSF-CBT070107NL



BSF-CCFT121207NL



BSF-CME05NL



BSF-CFCT100510NL



BSF-CFCT200720NL



BSF-CFCT07NL



BSF-FFCT070705NL


## BRASS READY CUT PIPE

Size	18"	24"	30"	36"	48"
1/2"	184.51	246.00	321.22	368.99	
Part#	05180	05240	05300	05360	
3/4"	238.66	318.19	397.74	477.31	
Part#	07180	07240	07300	07360	
1"	357.78	477.05	596.31	715.58	
Part#	10180	10240	10300	10360	
1 1/4"	501.02	667.99	960.20	1002.01	
Part#	12180	12240	12300	12360	
1 1/2"	627.80	837.05	1046.33	1255.60	
Part#	15180	15240	15300	15360	
2"	810.45	1080.57	1350.72	1620.86	2161.15
Part#	20180	20240	20300	20360	20480

- LIST PRICE PER UNIT
- PRICE CODE G
- When ordering Brass Ready Cut Pipe, Part No. start with BRRCP-

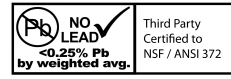


Not Exactly As Shown



# BOSHART INDUSTRIES

Telephone: 1-519-595-4444 - Toll Free: 1-800-561-3164  
Fax: 1-519-595-4380 - [www.boshart.com](http://www.boshart.com)

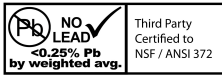


## STANDARD DUTY RED BRASS NIPPLES

- Nipple Specification ASTM B687 • Material Specification ASTM B43 • Thread Specification ANSI B.1.20.1
- LIST PRICE PER UNIT • PRICE CODE - G • When ordering Red Brass Nipples, Part No. starts with **BRN** -
- CRN Number for Red Brass Nipples - Contact Boshart Industries for more information. • Third Party Certified to NSF/ANSI 61 and NSF/ANSI 372

Size	Length		Close	1 1/2"	2"	2 1/2"	3"	3 1/2"	4"	4 1/2"	5"	5 1/2"	6"	7"	8"	9"	10"	11"	12"	
	Close	Part#																		
1/8"	18.71	01	18.71	21.49	23.56	26.76	28.93	31.63	34.63	37.19	39.74	42.67	45.89	64.72	71.22	78.52	85.91			100.52
1/4"	21.49	02	21.49	24.39	27.70	31.63	34.95	39.99	44.30	49.99	53.97	57.82	62.25		95.76	106.39	116.90			137.93
3/8"	23.41	03	23.41	26.01	31.38	36.86	41.49	48.81	53.97	60.64	66.21	71.24	76.95		118.24	0290	02100			166.68
1/2"	27.70	05	27.70	32.68	39.74	47.21	54.37	64.49	72.44	79.55	86.94	95.23	102.42	136.28	145.12	169.49	187.06			222.15
3/4"	40.51	07	40.51	42.67	51.70	60.64	68.90	79.02	89.22	94.16	108.66	121.38	135.13	178.19	200.15		244.00	266.71		290.71
1"	62.11	10	62.11	74.16	87.91	102.05	117.37	131.23	144.99	157.56	174.13	188.11	206.00	248.70	272.04	314.90	347.99	381.24		414.40
1 1/4"	91.45	12	91.45	104.45	123.19	149.49	169.60	199.27	224.31	250.22	275.37	299.79	324.37		412.21	461.09	510.01			607.98
1 1/2"	113.51	15	113.51	123.19	152.0	182.0	212.0	242.0	272.0	302.0	332.0	362.0	392.0	422.0	452.0	482.0	512.0			720.67
2"	174.13	20	174.13	192.17	225.0	262.0	300.0	338.0	376.0	414.0	452.0	490.0	528.0	566.0	604.0	642.0	680.0			930.37
2 1/2"	465.18	25	465.18	2025	2530	3035	3540	4045	4550	5055	5560	6065	6570	7075	7580	8085	8590			20120
3"	655.73	30	655.73	685.64	830.0	975.0	1120.0	1265.0	1410.0	1555.0	1700.0	1845.0	1990.0	2135.0	2280.0	2425.0	2570.0			25120
4"	973.46	40	973.46	1161.66	1420.84	1780.0	2139.0	2498.0	2857.0	3216.0	3575.0	3934.0	4293.0	4652.0	5011.0	5370.0	5729.0			3829.32
		Close	Close	1 1/2"	2"	2 1/2"	3"	3 1/2"	4"	4 1/2"	5"	5 1/2"	6"	7"	8"	9"	10"	11"	12"	





# BOSHART INDUSTRIES

Telephone: 1-519-595-4444 - Toll Free: 1-800-561-3164

Fax: 1-519-595-4380 - [www.boshart.com](http://www.boshart.com)

3-33

August 1/18

## 304 & 316 HEAVY PATTERN STAINLESS STEEL FITTINGS - MSS SP114 - 150 LBS

**Boshart recommends -** Using both Gray Stainless Steel PTFE Tape & Gray Magic Pipe Thread Compound together for joining stainless steel threaded connections.

### STANDARD SPECIFICATION:

**MATERIALS:** ASTM A351 Standard Specification for Castings, Austenitic

**DIMENSIONS:** MSS SP114 Corrosion Resistant Fittings - Threaded Class 150  
 ANSI B16.14 Plugs & Bushings  
 ANSI B16.39 Unions

**THREADS:** ANSI/ASME B1.20.1 Pipe Threads, General Purpose

**APPROVALS:** NSF/ANSI Standard 372 Drinking Water System Components - Lead Content

- CRN Number for Heavy Pattern Stainless Steel Fittings - Contact Boshart Industries for more information.

SIZE	304 S.S. PART NO.	LIST PRICE-U	316 S.S. PART NO.	LIST PRICE-T	QUANTITY CTN CASE
------	----------------------	-----------------	----------------------	-----------------	----------------------

### BUSHINGS

1/4 x 1/8	SSH304B-0201	4.28	SSH316B-0201	4.55	200 1200
3/8 x 1/8	SSH304B-0301	5.29	SSH316B-0301	5.58	150 600
3/8 x 1/4	SSH304B-0302	5.29	SSH316B-0302	6.02	150 600
1/2 x 1/8	SSH304B-0501-3	5.51	SSH316B-0501-3	5.97	150 600
1/2 x 1/4	SSH304B-0502	5.51	SSH316B-0502	7.08	150 600
1/2 x 3/8	SSH304B-0503	5.47	SSH316B-0503	7.31	150 600
3/4 x 1/8	SSH304B-0701-3	8.06	SSH316B-0701-3	10.41	50 300
3/4 x 1/4	SSH304B-0702-3	8.06	SSH316B-0702-3	10.41	50 300
3/4 x 3/8	SSH304B-0703	8.06	SSH316B-0703	10.41	50 300
3/4 x 1/2	SSH304B-0705	8.00	SSH316B-0705	10.32	50 300
1 x 1/4	SSH304B-1002-3	10.81	SSH316B-1002-3	14.23	50 200
1 x 3/8	SSH304B-1003-3	10.81	SSH316B-1003-3	14.23	50 200
1 x 1/2	SSH304B-1005	10.74	SSH316B-1005	14.26	50 200
1 x 3/4	SSH304B-1007	10.64	SSH316B-1007	14.30	50 200
1 1/4 x 1/4	SSH304B-1202-3	20.19	SSH316B-1202-3	22.35	30 120
1 1/4 x 3/8	SSH304B-1203-3	20.19	SSH316B-1203-3	22.35	30 120
1 1/4 x 1/2	SSH304B-1205-3	20.16	SSH316B-1205-3	22.25	30 120
1 1/4 x 3/4	SSH304B-1207	20.06	SSH316B-1207	22.14	30 120
1 1/4 x 1	SSH304B-1210	19.35	SSH316B-1210	20.13	30 120
1 1/2 x 1/2	SSH304B-1505-3	23.15	SSH316B-1505-3	26.93	25 75
1 1/2 x 3/4	SSH304B-1507-3	22.89	SSH316B-1507-3	27.03	25 75
1 1/2 x 1	SSH304B-1510	22.69	SSH316B-1510	26.65	25 75
1 1/2 x 1 1/4	SSH304B-1512	21.88	SSH316B-1512	24.64	25 75
2 x 1/2	SSH304B-2005-3	33.65	SSH316B-2005-3	43.65	20 60
2 x 3/4	SSH304B-2007-3	33.53	SSH316B-2007-3	43.55	20 60
2 x 1	SSH304B-2010-3	33.43	SSH316B-2010-3	43.36	20 60

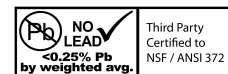


*BUSHINGS continue on next page ...*

# BOSHART INDUSTRIES

3-34  
August 1/18

Telephone: 1-519-595-4444 - Toll Free: 1-800-561-3164  
Fax: 1-519-595-4380 - [www.boshart.com](http://www.boshart.com)



## 304 & 316 HEAVY PATTERN STAINLESS STEEL FITTINGS - MSS SP114 - 150 LBS

SIZE	304 S.S. PART NO.	LIST PRICE-U	316 S.S. PART NO.	LIST PRICE-T	QUANTITY CTN	CASE
------	----------------------	-----------------	----------------------	-----------------	-----------------	------

### BUSHINGS (cont'd)

2 x 1 1/4	SSH304B-2012	33.23	SSH316B-2012	43.27	20	60
2 x 1 1/2	SSH304B-2015	32.82	SSH316B-2015	42.24	20	60
2 1/2 x 1	SSH304B-2510-3	59.94	SSH316B-2510-3	85.25	1	24
2 1/2 x 1 1/4	SSH304B-2512-3	59.39	SSH316B-2512-3	84.44	1	24
2 1/2 x 1 1/2	SSH304B-2515	58.84	SSH316B-2515	83.63	1	24
2 1/2 x 2	SSH304B-2520	58.45	SSH316B-2520	82.52	1	24
3 x 2	SSH304B-3020	84.24	SSH316B-3020	106.02	1	20
3 x 2 1/2	SSH304B-3025	83.98	SSH316B-3025	104.20	1	20
4 x 2	SSH304B-4020-3	147.87	SSH316B-4020-3	189.88	1	10
4 x 2 1/2	SSH304B-4025	145.87	SSH316B-4025	188.83	1	10
4 x 3	SSH304B-4030	144.66	SSH316B-4030	187.39	1	10



### COUPLINGS

1/8	SSH304C-01	6.29	SSH316C-01	6.60	120	720
1/4	SSH304C-02	6.42	SSH316C-02	6.73	120	480
3/8	SSH304C-03	7.14	SSH316C-03	8.04	50	300
1/2	SSH304C-05	7.75	SSH316C-05	9.91	60	240
3/4	SSH304C-07	9.18	SSH316C-07	11.85	50	150
1	SSH304C-10	16.11	SSH316C-10	20.33	25	75
1 1/4	SSH304C-12	22.84	SSH316C-12	28.70	32	64
1 1/2	SSH304C-15	31.11	SSH316C-15	39.32	18	36
2	SSH304C-20	49.05	SSH316C-20	57.00	12	24
2 1/2	SSH304C-25	68.84	SSH316C-25	92.54	1	16
3	SSH304C-30	103.00	SSH316C-30	132.17	1	12
4	SSH304C-40	174.59	SSH316C-40	224.71	1	7



### CAPS

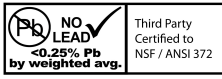
1/8	SSH304CA-01	4.39	SSH316CA-01	5.72	200	1200
1/4	SSH304CA-02	4.69	SSH316CA-02	5.87	200	800
3/8	SSH304CA-03	4.69	SSH316CA-03	6.13	100	600
1/2	SSH304CA-05	5.20	SSH316CA-05	6.84	75	300
3/4	SSH304CA-07	6.63	SSH316CA-07	8.99	60	240
1	SSH304CA-10	9.79	SSH316CA-10	12.56	35	140
1 1/4	SSH304CA-12	16.72	SSH316CA-12	21.76	25	100
1 1/2	SSH304CA-15	18.15	SSH316CA-15	22.98	25	75
2	SSH304CA-20	26.92	SSH316CA-20	33.81	18	54
2 1/2	SSH304CA-25	55.89	SSH316CA-25	73.65	1	30
3	SSH304CA-30	81.99	SSH316CA-30	108.17	1	20
4	SSH304CA-40	144.51	SSH316CA-40	190.09	1	14



### CROSSES

1/8			SSH316CR-01	15.69	80	480
1/4			SSH316CR-02	17.61	60	360
3/8			SSH316CR-03	17.67	60	120
1/2	SSH304CR-05	14.58	SSH316CR-05	19.82	45	90
3/4	SSH304CR-07	21.82	SSH316CR-07	29.21	30	60
1	SSH304CR-10	33.04	SSH316CR-10	43.31	16	32
1 1/4	SSH304CR-12	52.01	SSH316CR-12	68.33	9	18
1 1/2	SSH304CR-15	68.02	SSH316CR-15	89.37	8	16
2	SSH304CR-20	107.18	SSH316CR-20	142.59	6	12
2 1/2			SSH316CR-25	251.68	5	10





# BOSHART INDUSTRIES

Telephone: 1-519-595-4444 - Toll Free: 1-800-561-3164

Fax: 1-519-595-4380 - [www.boshart.com](http://www.boshart.com)

3-35

August 1/18

## 304 & 316 HEAVY PATTERN STAINLESS STEEL FITTINGS - MSS SP114 - 150 LBS

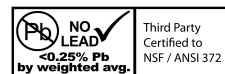
SIZE	304 S.S. PART NO.	LIST PRICE-U	316 S.S. PART NO.	LIST PRICE-T	QUANTITY CTN	CASE
<b>90° ELBOWS</b>						
1/8	SSH304E-01	5.99	SSH316E-01	6.31	100	600
1/4	SSH304E-02	7.14	SSH316E-02	8.19	70	420
3/8	SSH304E-03	7.14	SSH316E-03	9.50	45	270
1/2	SSH304E-05	7.44	SSH316E-05	10.01	50	200
3/4	SSH304E-07	11.12	SSH316E-07	14.61	30	90
1	SSH304E-10	17.13	SSH316E-10	21.96	20	60
1 1/4	SSH304E-12	27.13	SSH316E-12	35.03	20	40
1 1/2	SSH304E-15	34.98	SSH316E-15	45.56	10	20
2	SSH304E-20	53.64	SSH316E-20	68.13	8	16
2 1/2	SSH304E-25	101.98	SSH316E-25	133.81	1	15
3	SSH304E-30	140.63	SSH316E-30	190.09	1	10
4	SSH304E-40	280.15	SSH316E-40	378.85	1	5
<b>45° ELBOWS</b>						
1/8	SSH304E4-01	7.21	SSH316E4-01	7.53	100	600
1/4	SSH304E4-02	8.06	SSH316E4-02	9.68	70	420
3/8	SSH304E4-03	8.76	SSH316E4-03	11.75	50	300
1/2	SSH304E4-05	10.05	SSH316E4-05	12.26	50	200
3/4	SSH304E4-07	12.26	SSH316E4-07	16.04	40	120
1	SSH304E4-10	16.62	SSH316E4-10	22.37	20	60
1 1/4	SSH304E4-12	27.13	SSH316E4-12	33.81	20	40
1 1/2	SSH304E4-15	34.78	SSH316E4-15	44.94	15	30
2	SSH304E4-20	51.60	SSH316E4-20	69.34	9	18
2 1/2	SSH304E4-25	82.91	SSH316E4-25	111.54	1	15
3	SSH304E4-30	130.74	SSH316E4-30	164.04	1	10
4	SSH304E4-40	213.25	SSH316E4-40	277.74	1	6
<b>LOCKNUT</b>						
1/8			SSH316LN-01	5.41	100	600
1/4			SSH316LN-02	5.82	100	600
3/8	SSH304LN-03	1.24	SSH316LN-03	5.82	100	600
1/2	SSH304LN-05	2.29	SSH316LN-05	6.91	100	600
3/4	SSH304LN-07	2.67	SSH316LN-07	8.98	50	300
1	SSH304LN-10	5.05	SSH316LN-10	12.47	60	240
1 1/4	SSH304LN-12	6.10	SSH316LN-12	21.05	60	120
1 1/2	SSH304LN-15	7.53	SSH316LN-15	23.60	50	100
2	SSH304LN-20	12.28	SSH316LN-20	33.34	1	80
<b>MERCHANT COUPLING</b>						
Note: Threads are NPT Taper Tapped						
1/2			SSH316MC-05	9.91	60	240
3/4			SSH316MC-07	11.85	50	150
1			SSH316MC-10	20.33	25	75
1 1/4			SSH316MC-12	28.70	32	64
1 1/2			SSH316MC-15	39.32	18	36
2			SSH316MC-20	57.00	12	24
<b>PLUGS</b>						
Note: Plugs are cored						
1/8	SSH304P-01	3.16	SSH316P-01	3.37	180	1080
1/4	SSH304P-02	3.90	SSH316P-02	4.09	150	900
3/8	SSH304P-03	4.90	SSH316P-03	6.13	90	540
1/2	SSH304P-05	5.10	SSH316P-05	5.79	80	480
3/4	SSH304P-07	6.63	SSH316P-07	8.27	50	300
1	SSH304P-10	10.20	SSH316P-10	13.18	40	160
1 1/4	SSH304P-12	16.32	SSH316P-12	20.63	25	100
1 1/2	SSH304P-15	17.95	SSH316P-15	23.29	36	72
2	SSH304P-20	23.76	SSH316P-20	31.26	15	45
2 1/2	SSH304P-25	39.37	SSH316P-25	49.85	1	40
3	SSH304P-30	58.84	SSH316P-30	73.95	1	30
4	SSH304P-40	106.57	SSH316P-40	137.28	1	8



# BOSHART INDUSTRIES

3-36  
August 1/18

Telephone: 1-519-595-4444 - Toll Free: 1-800-561-3164  
Fax: 1-519-595-4380 - [www.boshart.com](http://www.boshart.com)



## 304 & 316 HEAVY PATTERN STAINLESS STEEL FITTINGS - MSS SP114 - 150 LBS

SIZE	304 S.S. PART NO.	LIST PRICE-U	316 S.S. PART NO.	LIST PRICE-T	QUANTITY	
					CTN	CASE
<b>90° ST ELBOWS</b>						
1/8	SSH304SE-01	4.78	SSH316SE-01	4.99	100	600
1/4	SSH304SE-02	7.55	SSH316SE-02	7.92	70	420
3/8	SSH304SE-03	7.55	SSH316SE-03	9.09	40	240
1/2	SSH304SE-05	9.18	SSH316SE-05	11.13	60	180
3/4	SSH304SE-07	13.56	SSH316SE-07	17.16	30	90
1	SSH304SE-10	19.48	SSH316SE-10	24.72	30	60
1 1/4	SSH304SE-12	32.63	SSH316SE-12	42.18	20	40
1 1/2	SSH304SE-15	41.20	SSH316SE-15	54.14	13	26
2	SSH304SE-20	60.58	SSH316SE-20	79.77	7	14
2 1/2	SSH304SE-25	94.13	SSH316SE-25	128.50	1	13
3	SSH304SE-30	151.14	SSH316SE-30	203.47	1	8
4	SSH304SE-40	271.78	SSH316SE-40	361.28	1	4

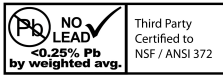


<b>REDUCING COUPLINGS</b>						
1/4 x 1/8	SSH304RC-0201	7.24	SSH316RC-0201	8.07	140	420
3/8 x 1/8	SSH304RC-0301	7.24	SSH316RC-0301	9.19	120	360
3/8 x 1/4	SSH304RC-0302	7.24	SSH316RC-0302	9.19	120	360
1/2 x 1/8	SSH304RC-0501-3	7.70	SSH316RC-0501-3	9.74	100	300
1/2 x 1/4	SSH304RC-0502	7.70	SSH316RC-0502	9.74	100	300
1/2 x 3/8	SSH304RC-0503	7.75	SSH316RC-0503	9.91	80	240
3/4 x 1/4	SSH304RC-0702-3	9.12	SSH316RC-0702-3	11.75	60	180
3/4 x 3/8	SSH304RC-0703	9.12	SSH316RC-0703	11.75	60	180
3/4 x 1/2	SSH304RC-0705	9.18	SSH316RC-0705	11.85	60	180
1 x 3/8	SSH304RC-1003-3	15.80	SSH316RC-1003-3	19.96	60	120
1 x 1/2	SSH304RC-1005	15.87	SSH316RC-1005	20.15	50	100
1 x 3/4	SSH304RC-1007	16.11	SSH316RC-1007	20.33	50	100
1 1/4 x 1/2	SSH304RC-1205-3	22.29	SSH316RC-1205-3	27.29	40	80
1 1/4 x 3/4	SSH304RC-1207	22.69	SSH316RC-1207	28.37	40	80
1 1/4 x 1	SSH304RC-1210	22.84	SSH316RC-1210	28.70	30	60
1 1/2 x 1/2	SSH304RC-1505-3	30.49	SSH316RC-1505-3	37.39	30	60
1 1/2 x 3/4	SSH304RC-1507-3	30.85	SSH316RC-1507-3	37.39	30	60
1 1/2 x 1	SSH304RC-1510	30.91	SSH316RC-1510	38.40	25	50
1 1/2 x 1 1/4	SSH304RC-1512	31.11	SSH316RC-1512	39.32	24	48
2 x 1/2	SSH304RC-2005-3	48.52	SSH316RC-2005-3	54.19	21	42
2 x 3/4	SSH304RC-2007-3	48.73	SSH316RC-2007-3	55.49	21	42
2 x 1	SSH304RC-2010-3	48.86	SSH316RC-2010-3	56.26	21	42
2 x 1 1/4	SSH304RC-2012	48.93	SSH316RC-2012	56.45	1	20
2 x 1 1/2	SSH304RC-2015	49.05	SSH316RC-2015	57.00	1	20
2 1/2 x 1 1/2	SSH304RC-2515	68.58	SSH316RC-2515	91.31	1	16
2 1/2 x 2	SSH304RC-2520	68.84	SSH316RC-2520	92.54	1	16
3 x 2	SSH304RC-3020	102.31	SSH316RC-3020	130.95	1	12
3 x 2 1/2	SSH304RC-3025	103.00	SSH316RC-3025	132.17	1	12
4 x 2	SSH304RC-4020-3	173.32	SSH316RC-4020-3	222.64	1	9
4 x 2 1/2	SSH304RC-4025	174.13	SSH316RC-4025	221.15	1	9
4 x 3	SSH304RC-4030	174.59	SSH316RC-4030	224.71	1	9



<b>TEES</b>						
1/8	SSH304T-01	8.87	SSH316T-01	10.84	75	450
1/4	SSH304T-02	9.22	SSH316T-02	11.95	50	300
3/8	SSH304T-03	9.38	SSH316T-03	12.89	45	180
1/2	SSH304T-05	9.89	SSH316T-05	13.94	40	120
3/4	SSH304T-07	15.60	SSH316T-07	20.43	35	70
1	SSH304T-10	23.56	SSH316T-10	30.85	20	40
1 1/4	SSH304T-12	37.33	SSH316T-12	48.01	14	28
1 1/2	SSH304T-15	48.65	SSH316T-15	63.23	11	22
2	SSH304T-20	79.44	SSH316T-20	103.06	6	12
2 1/2	SSH304T-25	117.38	SSH316T-25	158.12	1	10
3	SSH304T-30	182.65	SSH316T-30	252.19	1	6
4	SSH304T-40	315.74	SSH316T-40	427.57	1	4





# BOSHART INDUSTRIES

Telephone: 1-519-595-4444 - Toll Free: 1-800-561-3164

Fax: 1-519-595-4380 - [www.boshart.com](http://www.boshart.com)

3-37

August 1/18

## 304 & 316 HEAVY PATTERN STAINLESS STEEL FITTINGS - MSS SP114 - 150 LBS

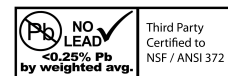
SIZE	304 S.S. PART NO.	LIST PRICE-U	316 S.S. PART NO.	LIST PRICE-T	QUANTITY	
					CTN	CASE
<b>UNIONS</b>						
1/8	SSH304U-01	16.33	SSH316U-01	18.24	60	360
1/4	SSH304U-02	16.41	SSH316U-02	16.65	30	180
3/8	SSH304U-03	19.78	SSH316U-03	21.47	35	140
1/2	SSH304U-05	21.31	SSH316U-05	25.74	30	120
3/4	SSH304U-07	28.86	SSH316U-07	38.51	25	75
1	SSH304U-10	39.87	SSH316U-10	53.52	20	40
1 1/4	SSH304U-12	57.11	SSH316U-12	76.81	18	36
1 1/2	SSH304U-15	72.61	SSH316U-15	97.11	12	24
2	SSH304U-20	98.52	SSH316U-20	128.27	8	16
2 1/2	SSH304U-25	160.93	SSH316U-25	216.85	1	10
3	SSH304U-30	212.94	SSH316U-30	283.66	1	7
4	SSH304U-40	346.54	SSH316U-40	438.36	1	5



# BOSHART INDUSTRIES

3-38  
August 1/18

Telephone: 1-519-595-4444 - Toll Free: 1-800-561-3164  
Fax: 1-519-595-4380 - [www.boshart.com](http://www.boshart.com)



## 304 & 316 LIGHT PATTERN STAINLESS STEEL FITTINGS - ISO 4144 - 150 LBS

**Boshart recommends -** Using both Gray Stainless Steel PTFE Tape & Gray Magic Pipe Thread Compound together for joining stainless steel threaded connections.

### STANDARD SPECIFICATION:

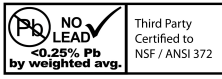
MATERIALS:	ASTM A351	Standard Specification for Castings, Austenitic
DIMENSIONS:	ISO 4144	Pipework - Stainless Steel Fittings
THREADS:	ANSI/ASME B1.20.1	Pipe Threads, General Purpose
APPROVALS:	NSF/ANSI Standard 372	Drinking Water System Components - Lead Content

SIZE	304 S.S. PART NO.	LIST PRICE-U	316 S.S. PART NO.	LIST PRICE-T	QUANTITY CTN	CASE
------	----------------------	-----------------	----------------------	-----------------	-----------------	------

### BUSHINGS

1/4 x 1/8	SS304B-0201	1.07	SS316B-0201	1.33	200	1200
3/8 x 1/8	SS304B-0301	1.75	SS316B-0301	2.18	150	600
3/8 x 1/4	SS304B-0302	1.36	SS316B-0302	1.70	150	600
1/2 x 1/8	SS304B-0501-3	3.11	SS316B-0501-3	3.88	150	600
1/2 x 1/4	SS304B-0502	2.63	SS316B-0502	3.27	150	600
1/2 x 3/8	SS304B-0503	2.24	SS316B-0503	2.79	150	600
3/4 x 1/8	SS304B-0701-3	4.67	SS316B-0701-3	5.82	50	300
3/4 x 1/4	SS304B-0702-3	4.57	SS316B-0702-3	5.70	50	300
3/4 x 3/8	SS304B-0703	4.38	SS316B-0703	5.46	50	300
3/4 x 1/2	SS304B-0705	3.99	SS316B-0705	4.97	50	300
1 x 1/4	SS304B-1002-3	7.68	SS316B-1002-3	9.58	50	200
1 x 3/8	SS304B-1003-3	7.49	SS316B-1003-3	9.33	50	200
1 x 1/2	SS304B-1005	7.10	SS316B-1005	8.85	50	200
1 x 3/4	SS304B-1007	6.23	SS316B-1007	7.76	50	200
1 1/4 x 1/4	SS304B-1202-3	13.23	SS316B-1202-3	16.49	30	120
1 1/4 x 3/8	SS304B-1203-3	11.77	SS316B-1203-3	14.67	30	120
1 1/4 x 1/2	SS304B-1205-3	12.16	SS316B-1205-3	15.15	30	120
1 1/4 x 3/4	SS304B-1207	11.48	SS316B-1207	14.31	30	120
1 1/4 x 1	SS304B-1210	9.92	SS316B-1210	12.37	30	120
1 1/2 x 1/2	SS304B-1505-3	16.83	SS316B-1505-3	20.97	25	75
1 1/2 x 3/4	SS304B-1507-3	16.05	SS316B-1507-3	20.00	25	75
1 1/2 x 1	SS304B-1510	15.18	SS316B-1510	18.91	25	75
1 1/2 x 1 1/4	SS304B-1512	11.28	SS316B-1512	14.06	25	75
2 x 1/2	SS304B-2005-3	27.34	SS316B-2005-3	34.07	20	60
2 x 3/4	SS304B-2007-3	26.27	SS316B-2007-3	32.73	20	60
2 x 1	SS304B-2010-3	27.04	SS316B-2010-3	33.70	20	60
2 x 1 1/4	SS304B-2012	24.42	SS316B-2012	30.43	20	60
2 x 1 1/2	SS304B-2015	20.92	SS316B-2015	26.06	20	60





# BOSHART INDUSTRIES

Telephone: 1-519-595-4444 - Toll Free: 1-800-561-3164

Fax: 1-519-595-4380 - [www.boshart.com](http://www.boshart.com)

3-39

August 1/18

## 304 & 316 LIGHT PATTERN STAINLESS STEEL FITTINGS - ISO 4144 - 150 LBS

SIZE	304 S.S. PART NO.	LIST PRICE-U	316 S.S. PART NO.	LIST PRICE-T	QUANTITY CTN	CASE
<b>COUPLINGS</b>						
1/8	SS304C-01	1.17	SS316C-01	1.45	120	720
1/4	SS304C-02	1.46	SS316C-02	1.82	120	480
3/8	SS304C-03	2.92	SS316C-03	3.64	50	300
1/2	SS304C-05	4.38	SS316C-05	5.46	60	240
3/4	SS304C-07	6.03	SS316C-07	7.52	50	150
1	SS304C-10	9.24	SS316C-10	11.52	25	75
1 1/4	SS304C-12	16.63	SS316C-12	20.73	32	64
1 1/2	SS304C-15	18.48	SS316C-15	23.03	18	36
2	SS304C-20	27.72	SS316C-20	34.55	12	24
<b>MERCHANT COUPLINGS</b>						
Note: Threads are NPT Taper Tapped						
1/2	SS304MC-05	4.86			60	240
3/4	SS304MC-07	8.17			50	150
1	SS304MC-10	12.65			25	75
1 1/4	SS304MC-12	19.46			32	64
1 1/2	SS304MC-15	21.50			18	36
2	SS304MC-20	33.17			12	24
<b>MERCHANT HALF COUPLINGS</b>						
1/2	SS304MHC-05	2.84			120	480
3/4	SS304MHC-07	4.26			100	300
1	SS304MHC-10	6.53			50	150
1 1/4	SS304MHC-12	10.12			64	128
1 1/2	SS304MHC-15	11.16			36	72
2	SS304MHC-20	17.66			24	48
<b>CAPS</b>						
1/8	SS304CA-01	0.40	SS316CA-01	0.50	200	1200
1/4	SS304CA-02	0.97	SS316CA-02	1.21	200	800
3/8	SS304CA-03	1.46	SS316CA-03	1.82	100	600
1/2	SS304CA-05	2.72	SS316CA-05	3.39	75	300
3/4	SS304CA-07	3.79	SS316CA-07	4.73	60	240
1	SS304CA-10	6.23	SS316CA-10	7.76	35	140
1 1/4	SS304CA-12	9.73	SS316CA-12	12.12	25	100
1 1/2	SS304CA-15	13.62	SS316CA-15	16.97	25	75
2	SS304CA-20	20.33	SS316CA-20	25.34	18	54
<b>CROSSES</b>						
1/8	SS304CR-01	11.14			80	480
1/4	SS304CR-02	3.60			60	360
3/8	SS304CR-03	5.35			60	120
1/2	SS304CR-05	9.92			45	90
3/4	SS304CR-07	14.11			30	60
1	SS304CR-10	22.57			16	32
1 1/4	SS304CR-12	31.81			9	18
1 1/2	SS304CR-15	43.48			8	16
2	SS304CR-20	65.66			6	12
<b>90° ELBOWS</b>						
1/8	SS304E-01	1.46	SS316E-01	1.82	100	600
1/4	SS304E-02	2.53	SS316E-02	3.15	70	420
3/8	SS304E-03	3.89	SS316E-03	4.85	45	270
1/2	SS304E-05	5.16	SS316E-05	6.43	50	200
3/4	SS304E-07	7.98	SS316E-07	9.94	30	90
1	SS304E-10	11.77	SS316E-10	14.67	20	60
1 1/4	SS304E-12	18.77	SS316E-12	23.40	20	40
1 1/2	SS304E-15	25.29	SS316E-15	31.52	10	20
2	SS304E-20	36.48	SS316E-20	45.46	8	16

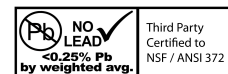




# BOSHART INDUSTRIES

3-40  
August 1/18

Telephone: 1-519-595-4444 - Toll Free: 1-800-561-3164  
Fax: 1-519-595-4380 - [www.boshart.com](http://www.boshart.com)



## 304 & 316 LIGHT PATTERN STAINLESS STEEL FITTINGS - ISO 4144 - 150 LBS

SIZE	304 S.S. PART NO.	LIST PRICE-U	316 S.S. PART NO.	LIST PRICE-T	QUANTITY CTN	CASE
------	----------------------	-----------------	----------------------	-----------------	-----------------	------

### 45° ELBOWS

1/8	SS304E4-01	4.97	SS316E4-01	6.19	100	600
1/4	SS304E4-02	1.85	SS316E4-02	2.30	70	420
3/8	SS304E4-03	2.82	SS316E4-03	3.52	50	300
1/2	SS304E4-05	4.86	SS316E4-05	6.06	50	200
3/4	SS304E4-07	7.20	SS316E4-07	8.97	40	120
1	SS304E4-10	12.26	SS316E4-10	15.28	20	60
1 1/4	SS304E4-12	19.55	SS316E4-12	24.37	20	40
1 1/2	SS304E4-15	25.19	SS316E4-15	31.40	15	30
2	SS304E4-20	35.60	SS316E4-20	44.37	9	18



### PLUGS

Note: Plugs are cored

1/8	SS304P-01	0.58	SS316P-01	0.73	180	1080
1/4	SS304P-02	0.78	SS316P-02	0.97	150	900
3/8	SS304P-03	1.07	SS316P-03	1.33	90	540
1/2	SS304P-05	2.72	SS316P-05	3.39	80	480
3/4	SS304P-07	4.09	SS316P-07	5.09	50	300
1	SS304P-10	5.54	SS316P-10	6.91	40	160
1 1/4	SS304P-12	10.31	SS316P-12	12.85	25	100
1 1/2	SS304P-15	11.77	SS316P-15	14.67	36	72
2	SS304P-20	17.12	SS316P-20	21.34	15	45



### 90° ST ELBOWS

1/8	SS304SE-01	1.46	SS316SE-01	1.82	100	600
1/4	SS304SE-02	2.33	SS316SE-02	2.91	70	420
3/8	SS304SE-03	3.60	SS316SE-03	4.49	40	240
1/2	SS304SE-05	5.74	SS316SE-05	7.15	60	180
3/4	SS304SE-07	8.46	SS316SE-07	10.55	30	90
1	SS304SE-10	13.62	SS316SE-10	16.97	30	60
1 1/4	SS304SE-12	21.60	SS316SE-12	26.91	20	40
1 1/2	SS304SE-15	28.50	SS316SE-15	35.52	13	26
2	SS304SE-20	46.50	SS316SE-20	57.95	7	14



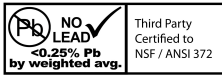
### REDUCING ELBOWS

1 1/4 x 1	SS304RE-1210	19.26			20	40
-----------	--------------	-------	--	--	----	----

### REDUCING TEES

1/2 x 1/2 x 1/4	SS304RT-050502	6.71			40	120
3/4 x 1/2 x 3/4	SS304RT-070507	10.99			35	70
3/4 x 3/4 x 1/4	SS304RT-070702	8.76			35	70
3/4 x 3/4 x 1/2	SS304RT-070705	9.44			35	70
1 x 1 x 1/2	SS304RT-101005	12.74			20	40
1 x 1 x 3/4	SS304RT-101007	13.91			20	40
1 1/4 x 1 1/4 x 3/4	SS304RT-121207	21.11			14	28
1 1/4 x 1 1/4 x 1	SS304RT-121210	24.32			14	28
1 1/2 x 1 1/2 x 3/4	SS304RT-151507	23.83			11	22
1 1/2 x 1 1/2 x 1	SS304RT-151510	29.67			11	22
2 x 2 x 3/4	SS304RT-202007	32.10			6	12
2 x 2 x 1	SS304RT-202010	36.09			6	12





# BOSHART INDUSTRIES

Telephone: 1-519-595-4444 - Toll Free: 1-800-561-3164

Fax: 1-519-595-4380 - [www.boshart.com](http://www.boshart.com)

3-41

August 1/18

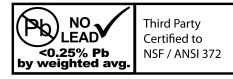
## 304 & 316 LIGHT PATTERN STAINLESS STEEL FITTINGS - ISO 4144 - 150 LBS

SIZE	304 S.S. PART NO.	LIST PRICE-U	316 S.S. PART NO.	LIST PRICE-T	QUANTITY CTN	CASE
<b>REDUCING COUPLINGS</b>						
1/4 x 1/8	SS304RC-0201	1.95	SS316RC-0201	2.42	140	420
3/8 x 1/8	SS304RC-0301	2.72	SS316RC-0301	3.39	120	360
3/8 x 1/4	SS304RC-0302	2.82	SS316RC-0302	3.52	120	360
1/2 x 1/8	SS304RC-0501-3	3.21	SS316RC-0501-3	4.00	100	300
1/2 x 1/4	SS304RC-0502	3.31	SS316RC-0502	4.12	100	300
1/2 x 3/8	SS304RC-0503	3.60	SS316RC-0503	4.49	80	240
3/4 x 1/4	SS304RC-0702-3	5.54	SS316RC-0702-3	6.91	60	180
3/4 x 3/8	SS304RC-0703	5.16	SS316RC-0703	6.43	60	180
3/4 x 1/2	SS304RC-0705	5.06	SS316RC-0705	6.30	60	180
1 x 3/8	SS304RC-1003-3	8.37	SS316RC-1003-3	10.43	60	120
1 x 1/2	SS304RC-1005	7.59	SS316RC-1005	9.46	50	100
1 x 3/4	SS304RC-1007	7.98	SS316RC-1007	9.94	50	100
1 1/4 x 1/2	SS304RC-1205-3	12.55	SS316RC-1205-3	15.64	40	80
1 1/4 x 3/4	SS304RC-1207	12.65	SS316RC-1207	15.76	40	80
1 1/4 x 1	SS304RC-1210	14.59	SS316RC-1210	18.18	30	60
1 1/2 x 1/2	SS304RC-1505-3	16.05	SS316RC-1505-3	20.00	30	60
1 1/2 x 3/4	SS304RC-1507-3	16.05	SS316RC-1507-3	20.00	30	60
1 1/2 x 1	SS304RC-1510	15.27	SS316RC-1510	19.03	25	50
1 1/2 x 1 1/4	SS304RC-1512	19.16	SS316RC-1512	23.88	24	48
2 x 1/2	SS304RC-2005-3	20.04	SS316RC-2005-3	24.97	21	42
2 x 3/4	SS304RC-2007-3	20.53	SS316RC-2007-3	25.58	21	42
2 x 1	SS304RC-2010-3	22.67	SS316RC-2010-3	28.25	21	42
2 x 1 1/4	SS304RC-2012	23.93	SS316RC-2012	29.82	1	20
2 x 1 1/2	SS304RC-2015	24.22	SS316RC-2015	30.19	1	20
<b>TEES</b>						
1/8	SS304T-01	2.14	SS316T-01	2.67	75	450
1/4	SS304T-02	3.79	SS316T-02	4.73	50	300
3/8	SS304T-03	5.54	SS316T-03	6.91	45	180
1/2	SS304T-05	7.49	SS316T-05	9.33	40	120
3/4	SS304T-07	9.53	SS316T-07	11.88	35	70
1	SS304T-10	15.66	SS316T-10	19.52	20	40
1 1/4	SS304T-12	25.68	SS316T-12	32.00	14	28
1 1/2	SS304T-15	34.63	SS316T-15	43.16	11	22
2	SS304T-20	51.56	SS316T-20	64.25	6	12
<b>UNIONS</b>						
1/8	SS304U-01	4.77	SS316U-01	5.94	60	360
1/4	SS304U-02	6.62	SS316U-02	8.24	30	180
3/8	SS304U-03	9.05	SS316U-03	11.27	35	140
1/2	SS304U-05	11.19	SS316U-05	13.94	30	120
3/4	SS304U-07	18.00	SS316U-07	22.43	25	75
1	SS304U-10	24.13	SS316U-10	30.06	20	40
1 1/4	SS304U-12	38.04	SS316U-12	47.40	18	36
1 1/2	SS304U-15	44.36	SS316U-15	55.28	12	24
2	SS304U-20	73.93	SS316U-20	92.13	8	16



# BOSHART INDUSTRIES

Telephone: 1-519-595-4444 - Toll Free: 1-800-561-3164  
Fax: 1-519-595-4380 - [www.boshart.com](http://www.boshart.com)



## #316 STAINLESS STEEL SCHEDULE 40 NIPPLES

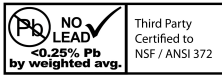
**Boshart recommends** - Using both Gray Stainless Steel PTFE Tape & Gray Magic Pipe Thread Compound together for joining stainless steel threaded connections.

### STANDARD SPECIFICATION:

MATERIALS: ASTM A312/ASME SA312  
DIMENSIONS: ASTM A733  
THREADS: ANSI B1.20.1

- LIST PRICE PER UNIT • PRICE CODE - T • When ordering #316 Stainless Steel Nipples, Part No. starts with **SS316N-**
- CRN Number for Stainless Steel Nipples: Contact Boshart Industries for more information

Size	Length		Dimensions (inches)															
	Close	Part#	1 1/2"	2"	2 1/2"	3"	3 1/2"	4"	4 1/2"	5"	5 1/2"	6"	7"	8"	9"	10"	11"	12"
1/8"	3.79	01	4.37	4.86	5.35	5.83	6.12	6.61	7.19	7.58	8.17	8.55	9.62	10.50	11.37	12.44	13.42	14.19
1/4"	3.21	02	3.89	4.47	5.15	5.74	6.22	6.81	7.49	8.07	8.65	9.24	10.60	11.76	13.03	14.29	15.55	16.72
3/8"	3.89	03	4.67	5.54	6.32	7.00	7.97	8.55	9.53	10.30	11.08	11.96	13.61	15.26	16.82	18.42	20.32	21.87
1/2"	5.25	04	5.93	6.90	7.97	8.94	10.01	10.99	12.05	13.12	14.19	15.36	18.18	20.32	22.55	24.98	27.12	29.26
3/4"	7.00	05	7.29	8.55	10.01	11.37	12.74	14.10	15.55	16.82	18.47	19.83	23.43	26.25	29.16	32.37	35.39	38.21
1"	9.72	06	11.57	13.80	15.94	18.08	20.12	22.17	24.21	26.54	28.68	33.15	37.43	41.61	46.27	53.47	54.83	61.20
1 1/4"	13.12	07	15.07	17.98	20.71	23.33	26.15	28.97	31.79	34.80	37.72	44.23	49.97	55.61	62.02	67.95	73.59	81.20
1 1/2"	16.33	08	18.08	21.48	24.79	28.19	31.40	34.90	38.21	41.90	45.40	52.69	59.50	66.30	73.79	80.69	87.69	97.20
2"	24.01	09	28.00	32.47	37.04	41.51	46.08	50.55	55.61	60.18	69.99	79.13	88.27	98.38	107.71	117.05	127.00	138.60
2 1/2"	47.15	10	2025	2030	2035	2040	2045	2050	2055	2060	2070	2080	2090	2100	2110	2120	2130	2140
3"	64.94	11																
4"	97.12	12																
	40	13																
	Close																	



# BOSHART INDUSTRIES

Telephone: 1-519-595-4444 - Toll Free: 1-800-561-3164

Fax: 1-519-595-4380 - [www.boshart.com](http://www.boshart.com)

3-43

September 25/17

## #304 STAINLESS STEEL SCHEDULE 40 NIPPLES

**Boshart recommends -** Using both Gray Stainless Steel PTFE Tape & Gray Magic Pipe Thread Compound together for joining stainless steel threaded connections.

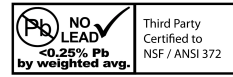
- LIST PRICE PER UNIT • PRICE CODE - U • When ordering #304 Stainless Steel Nipples, Part No. starts with **SS304N-**
- CRN Number for Stainless Steel Nipples: Contact Boshart Industries for more information

Size	Length		Close	1 1/2"	2"	2 1/2"	3"	3 1/2"	4"	4 1/2"	5"	5 1/2"	6"	7"	8"	9"	10"	11"	12"
	Close	Part#																	
1/8"			3.60	4.08	4.47	4.86	5.15	5.54	5.83	6.12	6.61	6.90	7.39	8.17	8.75	9.62	10.40	10.99	11.86
			01	0115	0120	0125	0130	0135	0140	0145	0150	0155	0160	0170	0180	0190	01100	01110	01120
1/4"			2.82	3.40	3.69	4.18	4.57	5.06	5.44	5.83	6.22	6.71	7.19	8.17	8.85	9.82	10.79	11.57	12.44
			02	0215	0220	0225	0230	0235	0240	0245	0250	0255	0260	0270	0280	0290	02100	02110	02120
3/8"			3.50	3.99	4.57	5.15	5.74	6.12	6.81	7.39	7.97	8.55	9.04	10.40	11.47	12.64	13.90	15.07	16.14
			03	0315	0320	0325	0330	0335	0340	0345	0350	0355	0360	0370	0380	0390	03100	03110	03120
1/2"			4.37	4.96	5.64	6.42	7.10	7.87	8.46	9.33	10.11	10.89	11.57	13.32	14.68	16.14	17.89	19.25	20.80
			05	0515	0520	0525	0530	0535	0540	0545	0550	0555	0560	0570	0580	0590	05100	05110	05120
3/4"			5.64	5.93	6.90	7.87	8.75	9.82	10.79	11.76	12.74	13.80	14.78	16.82	18.76	20.80	23.04	24.98	26.93
			07	0715	0720	0725	0730	0735	0740	0745	0750	0755	0760	0770	0780	0790	07100	07110	07120
1"			7.58	8.94	10.30	10.30	11.76	13.12	14.58	15.85	17.40	18.86	20.42	23.33	26.25	29.07	32.37	35.19	38.11
			10	1020	1025	1025	1030	1035	1040	1045	1050	1055	1060	1070	1080	1090	10100	10110	10120
1 1/4"			10.01	11.47	13.32	13.32	15.26	17.11	19.05	20.90	22.85	24.98	26.93	31.01	34.90	38.79	42.97	46.95	50.84
			12	1220	1225	1225	1230	1235	1240	1245	1250	1255	1260	1270	1280	1290	12100	12110	12120
1 1/2"			12.35	13.42	15.75	15.75	17.98	20.32	22.55	24.89	27.12	29.65	31.98	36.84	41.41	46.18	51.23	55.80	60.57
			15	1520	1525	1525	1530	1535	1540	1545	1550	1555	1560	1570	1580	1590	15100	15110	15120
2"			17.30			20.32	23.33	26.35	29.55	32.57	35.58	38.98	42.19	48.70	55.02	61.25	67.95	74.37	80.69
			20			2025	2030	2035	2040	2045	2050	2055	2060	2070	2080	2090	20100	20110	20120
2 1/2"			35.09				39.96	44.82	49.68	54.54	59.30	64.84	69.70	80.11	90.02	99.94	110.92	120.84	130.85
			25				2530	2535	2540	2545	2550	2555	2560	2570	2580	2590	25100	25110	25120
3"			48.32				52.98	59.30	65.72	71.94	78.36	85.55	91.87	105.77	118.70	131.53	145.73	158.95	171.97
			30				3030	3035	3040	3045	3050	3055	3060	3070	3080	3090	30100	30110	30120
4"			71.36				82.63	91.58	100.71	109.66	119.87	129.00	148.64	167.11	185.49	205.80	224.28	242.94	262.94
			40				4035	4040	4045	4050	4055	4060	4060	4070	4080	4090	40100	40110	40120
			Close	1 1/2"	2"	2 1/2"	3"	3 1/2"	4"	4 1/2"	5"	5 1/2"	6"	7"	8"	9"	10"	11"	12"

# BOSHART INDUSTRIES

Telephone: 1-519-595-4444 - Toll Free: 1-800-561-3164

Fax: 1-519-595-4380 - [www.boshart.com](http://www.boshart.com)



# BOSHART INDUSTRIES

Telephone: 1-519-595-4444 - Toll Free: 1-800-561-3164

Fax: 1-519-595-4380 - [www.boshart.com](http://www.boshart.com)

3-45


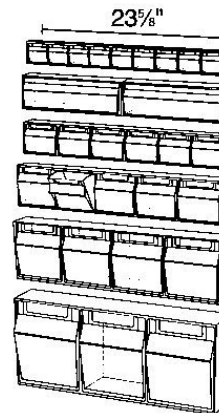
September 25/17

## MODULAR TILT BIN SYSTEMS

Create your own custom designed storage system, these modular cabinets are stackable and mountable and easily labelled. Bins can be divided easily with plastic dividers (sold separately) and can also be fitted with locking rods to prevent the bins from opening if units are transported. These popular tip out bins, minimizes the chance of parts getting put back into the wrong bins which is a big problem in displays using open front bins or drawers with multiple dividers.

### BINS

PART NO.	BIN UNITS	TAG HOLDER	DIMENSIONS (INS)			QTY	CARTON WG-lbs
			WIDTH	HEIGHT	DEPTH		
<b>Horizontal Bin Units</b>							
MD-TOB6	6	Yes	23-5/8	4-1/2	3-5/8	12	34
MD-TOB5	5	Yes	23-5/8	6-1/2	5-1/4	6	29
MD-TOB4	4	Yes	23-5/8	8-1/8	6-5/8	6	42
MD-TOB3	3	Yes	23-5/8	9-1/2	7-3/4	4	34



These tip out bins are easily fastened to the frames below (sold separately), by sliding the bin units onto the frame from the top until it sits firmly on either the angle iron stop or the bin previously fastened.

## WALL MOUNT / FLOOR STAND FRAMES

The wall mount and floor stand frames are made from heavy gauge steel frames which are then painted using a coating process in which the paint is baked on to ensure a superior long lasting finish. These frames can be assembled in a number of configurations to make 24" and 48" single and double sided floor stand units or can be wall mounted or fastened to existing peg board displays. Displays can be custom made to your requirements using any combination of the horizontal tilt bins shown above.

### PART NO.

#### WALL MOUNT FRAME

MD-WMF24

23-3/8" W x 64-1/2" H x 1-1/2" D Channel Frame

#### FLOOR STAND KIT

MD-FSK24 23-3/8" W x 10-1/2" H x 10-3/4" D

Kit includes (2) triangular end frames, cross bar and hardware

#### CONNECTOR BAR (48" DISPLAYS ONLY)

MD-FSC48 47-5/8" L x 2" W x 1/8" Thick. Steel connector bar used to fasten two 24" frames together for 48" unit

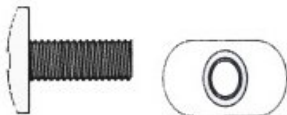
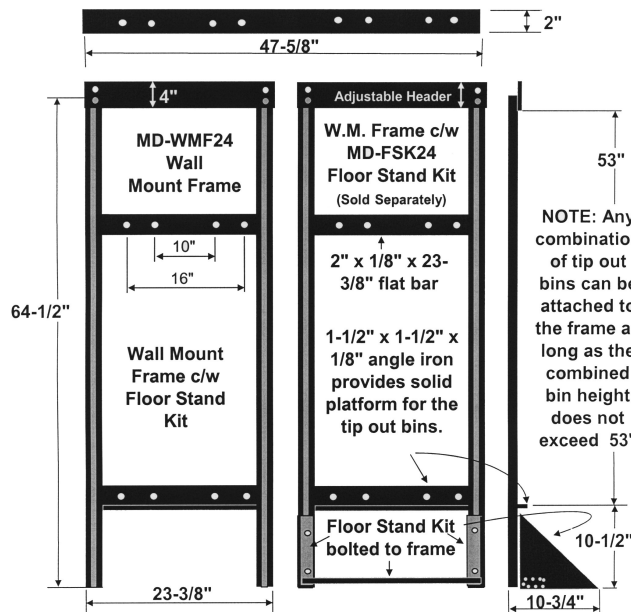
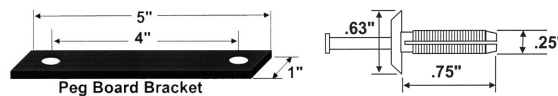
#### HARDWARE

MD-TOB-MS 1/4" x 3/4" mach. screw (Quantity 1 = 25 pack)

MD-TOB-CN 1/4" tab/channel nuts (Quantity 1 = 25 pack)

MD-PBB 1" x 5" Peg Board Bracket Kit (2 brackets & 4 plastic rivets)

MD-PBR Plastic Drive Rivet 1/4" Dia. x 3/4" L for MD-PBB (Qty 1 = 10 pack)



**CAUTION:** For safety reasons it is important that wall mount units be securely fastened to the wall by appropriate fastening systems suited to the material you are mounting the units on. Consult a fastener expert for advice.

For complete ordering information, please call your Inside Sales Representative.



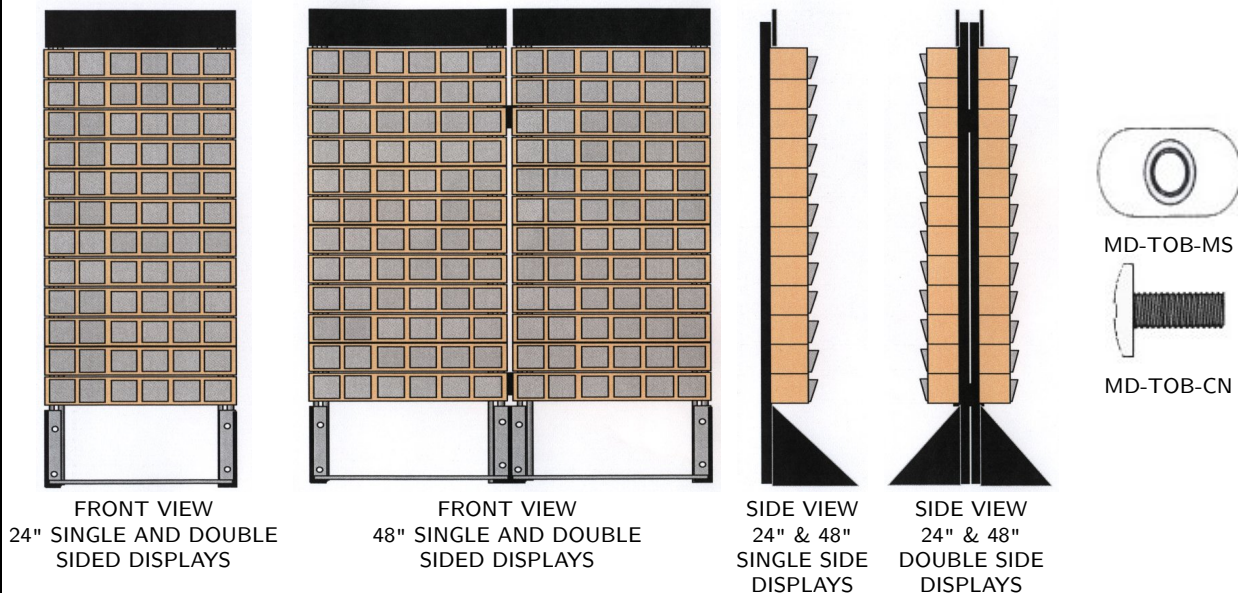
# BOSHART INDUSTRIES

3-46  
September 25/17

Telephone: 1-519-595-4444 - Toll Free: 1-800-561-3164  
Fax: 1-519-595-4380 - [www.boshart.com](http://www.boshart.com)

## TYPICAL DISPLAY UNITS

Below are some typical display units, Boshart Industries has both a plumbing kit (24" single sided) and Industrial fitting kit (48" single sided). These are suggestions only. You can build your own custom displays using any configuration of the horizontal tip out bins.



## PARTS LIST FOR TYPICAL DISPLAY UNITS

### SINGLE SIDED 24" DISPLAY - 72 BINS

#### Parts required

- (1) MD-WMF24
- (1) MD-FSK24
- (12) MD-TOB6
- (1) MD-TOB-MS
- (1) MD-TOB-CN
- Width 24"
- Height 67"
- Depth 10-7/8"

### SINGLE SIDED 48" DISPLAY - 144 BINS

#### Parts required

- (2) MD-WMF24
- (2) MD-FSK24
- (1) MD-FSC48
- (24) MD-TOB6
- (2) MD-TOB-MS
- (2) MD-TOB-CN
- Width 48"
- Height 67"
- Depth 10-7/8"

### DOUBLE SIDED 24" DISPLAY - 144 BINS

#### Parts required

- (2) MD-WMF24
- (2) MD-FSK24
- (24) MD-TOB6
- (2) MD-TOB-MS
- (2) MD-TOB-CN
- Width 24"
- Height 67"
- Depth 21-7/8"

### DOUBLE SIDED 48" DISPLAY - 288 BINS

#### Parts required

- (4) MD-WMF24
- (4) MD-FSK24
- (1) MD-FSC48
- (48) MD-TOB6
- (4) MD-TOB-MS
- (4) MD-TOB-CN
- Width 48"
- Height 67"
- Depth 21-7/8"

NOTE: All parts are sold separately and shipped unassembled.

## FREE STANDING SLIDER CABINET

This system features four individual panels filled with tip out bins of which two are fixed to the back side and two slide easily from left to right allowing free access to all four panels. Manufactured of tough 14 gauge steel with putty powder coat finish. This slider unit can hold up to as many as 336 bins depending on the size of bin selected. Build your own custom display using 9, 6, 5, 4 horizontal bin units. Unit allows for 3 rows (or 3 levels deep) of #4 bins. Larger sized bins will not have sufficient clearance to allow for the front to sliding panes to be moved from side to side. The unit is shipped "knocked down". The side frames are one piece welded construction, but the cross members must be bolted in to assemble the unit on site.

PART NO.	HEIGHT	WIDTH	DEPTH	COLOUR
<b>FLOOR STAND DISPLAY - SINGLE SIDED</b>				
MD-FSGC48	77"	48"	16"	Ivory



For complete ordering information, please call your Inside Sales Representative.



# BOSHART INDUSTRIES

Telephone: 1-519-595-4444 - Toll Free: 1-800-561-3164

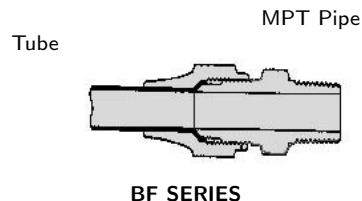
3-47

Fax: 1-519-595-4380 - [www.boshart.com](http://www.boshart.com)

## GENERAL BRASS FITTING INFORMATION

### FLARE FITTINGS (BF Model Prefix)

- Suitable for use in the Plumbing and Heating Industries
- Forged fittings generally used for gas, oil, air and water
- Applicable with aluminum, brass, copper and steel tubing
- Two piece assembly, Nut and Body, sold separately
- Can disassemble and reassemble many times with no effect on the seal
- Resistant to mechanical pullout
- Long nuts are recommended for higher vibration applications
- For use in applications with temperature range of -65°F to + 250°F
- All Flare Fittings have a 45° flaring



Tube O.D	1/8"	3/16"	1/4"	5/16"	3/8"	7/16"	1/2"	5/8"	3/4"	7/8"	1"
Thread Size	5/16" -24	3/8" -24	7/16" -20	1/2" -20	5/8" -18	11/16" -16	3/4" -16	7/8" -14	1-1/16" -14	1-1/4" -12	1-3/8" -12

#### Flare Installation:

1. Cut tube end squarely
2. Position flare nut on tube so threads are facing tube end
3. Flare end of tube
4. Hand tighten assembly and secure with an additional 1/6th (60) turn **CAUTION: DO NOT OVER TIGHTEN!**

### COMPRESSION FLARE FITTINGS (BC Model Prefix)

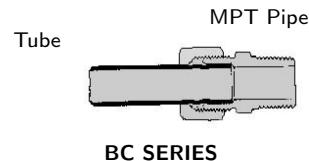
- Suitable for use in low to medium pressure applications
- Minimal preparation work of tube required
- Applicable with aluminum and copper tubing
- Three piece assembly, Nut, Sleeve and Body (Sold completely assembled)
- Short nuts are recommended for use in applications where vibration does not exist
- Long nuts are recommended for additional vibration resistance
- For use in applications with temperature range of -65°F to +250°F

Tube O.D	1/8"	3/16"	1/4"	5/16"	3/8"	7/16"	1/2"	5/8"	3/4"	7/8"	1"
Thread Size	5/16" -24	3/8" -24	7/16" -24	1/2" -24	9/16" -24	5/8" -24	11/16" -20	13/16" -18	1" -18	1-1/8" -18	1-1/4" -18

#### Compression Installation

**CAUTION: DO NOT OVER TIGHTEN!**

1. Cut tube end squarely
2. Position nut followed by sleeve on tube so threads are facing tube end
3. Push tube into compression body ensuring it is against the built in stop
4. Hand tighten assembly and secure with an additional 1/2 turn with a wrench after nut begins to take hold or bite.



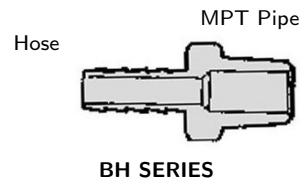
Standard compression fittings can be used to make connections between Copper, Brass, Aluminum, Plastic, CPVC & Pex tubing. On gasoline, grease, oil, water, vacuum and air lines. **Not recommended for use with steel tubing.** They are designed for use with tube manufactured to CTS-OD copper tubing sizes (outside diameter controlled). NOTE: A brass insert must be inserted into Soft Copper, Aluminum, Plastic, CPVC & Pex tubing to put 360° of even pressure on the tubing, to make a round rigid profile that will ensure a tight seal.

### HOSE BARB FITTINGS (BH Model Prefix)

- Suitable for use with various hose and tubing
- Check with hose or tube manufacturer to ensure hose barb is suitable for application
- For use in applications with temperature range of -40°F to +160°F

#### Hose Barb Installation:

1. Cut hose to length
2. Place clamp onto hose
3. Lubricate hose barb
4. Position hose on the barb 1/4" back from hex
5. Tighten Clamp



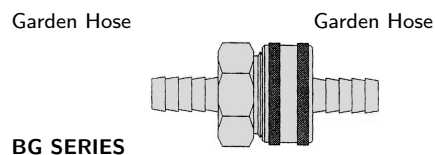
### POLY BARB FITTINGS (BT Model Prefix)

- Suitable for use with polyethylene tubing
- Excellent vibration resistance
- For use in applications with temperature range of -40°F to +135°F



### GARDEN HOSE FITTINGS (BG Model Prefix)

- Suitable for use in commercial or industrial plumbing
- Maximum working pressure 150 psi at 73°F
- Always check the maximum working pressure of the hose



## GENERAL BRASS FITTING INFORMATION

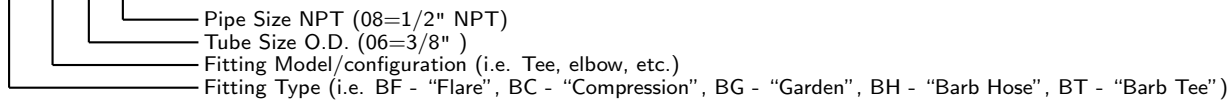
**Boshart Part Numbering Guide for Size Codes Used On All BF, BC, BH, BT, BG Series Fittings**

02	03	04	05	06	07	08	10	12	14	16
1/8"	3/16"	1/4"	5/16"	3/8"	7/16"	1/2"	5/8"	3/4"	7/8"	1"

\* Code used with all BII Brass Fittings in Section 3. Always use *Tube Size* followed by *Pipe Size*

Example:

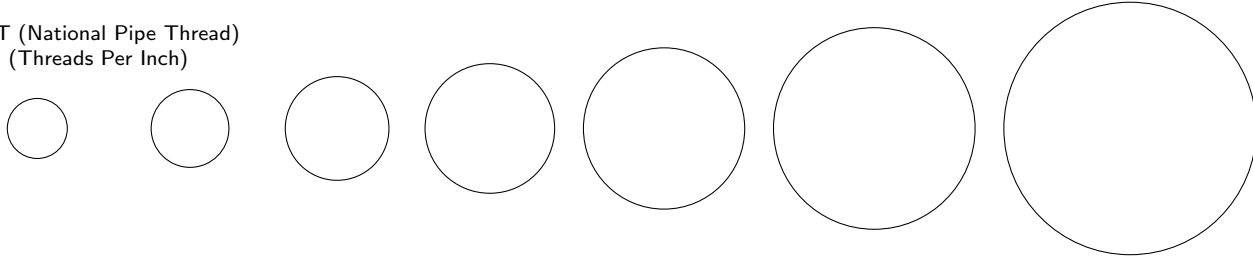
**BF-48-0608**



### Actual Outside Diameter of Pipe


1/16 NPT 27(TPI) O.D.=0.3125"	1/8 NPT 27(TPI) O.D.=0.405"	1/4 NPT 18(TPI) O.D.=0.540"	3/8 NPT 18(TPI) O.D.=0.675"	1/2 NPT 14(TPI) O.D.=0.840"	3/4 NPT 14(TPI) O.D.=1.050"	1 NPT 11 1/2(TPI) O.D.=1.315"
-------------------------------------	-----------------------------------	-----------------------------------	-----------------------------------	-----------------------------------	-----------------------------------	-------------------------------------

NPT (National Pipe Thread)  
TPI (Threads Per Inch)



### Actual Outside Diameter of Tubing

1/16" (0.0625")	1/8" (0.125")	5/32" (0.1563")	3/16" (0.1875")	1/4" (0.250")	5/16" (0.3125")	3/8" (0.375")	7/16" (0.4375")
1/2" (0.500")	5/8" (0.625")	3/4" (0.750")	7/8" (0.875")	1" (1.000")			



Fraction	Decimal	mm	Fraction	Decimal	mm	Fraction	Decimal	mm	Fraction	Decimal	mm
1/64"	0.0156	0.396	17/64"	0.2656	6.746	33/64"	0.5164	13.096	49/64"	0.7656	19.446
1/32"	0.0312	0.793	9/32"	0.2812	7.143	17/32"	0.5312	13.493	25/32"	0.7812	19.843
3/64"	0.04680	1.190	19/64"	0.2968	7.540	35/64"	0.5468	13.890	51/64"	0.7968	20.240
1/16"	0.0625	1.587	5/16"	0.3125	7.937	9/16"	0.5625	14.287	13/16"	0.8125	20.637
5/64"	0.0781	1.984	21/64"	0.3281	8.334	37/64"	0.5781	14.684	53/64"	0.8281	21.034
3/32"	0.0937	2.381	11/32"	0.3437	8.731	19/32"	0.5937	15.081	27/32"	0.8437	21.431
7/64"	0.1093	2.778	23/64"	0.3593	9.128	39/64"	0.6093	15.478	55/64"	0.8593	21.828
1/8"	0.1250	3.175	3/8"	0.3750	9.525	5/8"	0.6250	15.875	7/8"	0.8750	22.225
9/64"	0.1406	3.571	25/64"	0.3906	9.921	41/64"	0.6406	16.271	57/64"	0.8906	22.621
5/32"	0.1562	3.968	13/32"	0.4062	10.318	21/32"	0.6562	16.668	29/32"	0.9062	23.018
11/64"	0.1718	4.365	27/64"	0.4218	10.715	43/64"	0.6718	17.065	59/64"	0.9218	23.415
3/16"	0.1875	4.762	7/16"	0.4375	11.112	11/16"	0.6875	17.462	15/16"	0.9375	23.812
13/64"	0.2031	5.159	29/64"	0.4531	11.509	45/64"	0.7031	17.859	61/64"	0.9531	24.209
7/32"	0.2187	5.556	15/32"	0.4687	11.906	23/32"	0.7187	18.256	31/32"	0.9687	24.606
15/64"	0.2343	5.953	31/64"	0.4843	12.303	47/64"	0.7343	18.653	63/64"	0.9843	25.003
1/4"	0.2500	6.350	1/2"	0.5000	12.700	3/4"	0.7500	19.050	1"	1.0000	25.400

# BOSHART INDUSTRIES

Telephone: 1-519-595-4444 - Toll Free: 1-800-561-3164

Fax: 1-519-595-4380 - [www.boshart.com](http://www.boshart.com)

3-49

September 25/17


## FLARE FITTINGS

PART NO. SIZE QUANTITY LIST  
BAG CASE PRICE-B

### LONG FORGED FLARE NUT

Manufactured with C37700 Forged Brass

BF-39-04	1/4	25		1.81
BF-39-06	3/8	25	600	2.66
BF-39-08	1/2	25	450	3.45
BF-39-10	5/8	25	300	6.34



Use only forged flare nuts on gas and fuel oil installations

### SHORT FORGED FLARE NUT

Manufactured with C37700 Forged Brass

BF-40-03	3/16	25		9.59
BF-40-04	1/4	25	1000	1.23
BF-40-05	5/16			1.64
BF-40-06	3/8	25	200	1.88
BF-40-08	1/2	25	500	2.55
BF-40-10	5/8	25	400	3.63
BF-40-12	3/4	10	200	5.35
BF-40-14	7/8	5		23.53



Use only forged flare nuts on gas and fuel oil installations

### SHORT FORGED REDUCING NUT

Manufactured with C37700 Forged Brass

BF-40R-0604	3/8 x 1/4	25		1.96
BF-40R-0806	1/2 x 3/8	25	400	2.90
BF-40R-1006	5/8 x 3/8	25		4.64
BF-40R-1008	5/8 x 1/2	25	300	4.14



Use only forged flare nuts on gas and fuel oil installations

### LONG MILLED FLARE NUT


BF-41-03	3/16	25		2.13
BF-41-04	1/4	25		2.43
BF-41-05	5/16	25		3.63
BF-41-06	3/8	25		2.77
BF-41-08	1/2	25		4.17
BF-41-10	5/8	25	200	7.16
BF-41-12	3/4	25	100	10.34



Use only forged flare nuts on gas and fuel oil installations

### SHORT MILLED FLARE NUT

BF-41S-02	1/8	25		1.86
BF-41S-03	3/16	25		0.58
BF-41S-04	1/4	25	500	0.87
BF-41S-05	5/16	25	1000	1.19
BF-41S-06	3/8	25	500	1.51
BF-41S-08	1/2	25	600	2.15
BF-41S-10	5/8	25	400	2.97
BF-41S-12	3/4	5		5.17
BF-41S-14	7/8	5		23.95
BF-41S-16	1	5		44.71



Use only forged flare nuts on gas and fuel oil installations

### INVERTED FLARE NUT

BF-41INB-04	1/4	25		1.31
BF-41INB-05	5/16	25		1.47
BF-41INB-08	1/2	25	500	3.77



### HALF UNION - FLARE X MALE PIPE

BF-48-0202	1/8 x 1/8	25		1.89
BF-48-0302	3/16 x 1/8	25		1.95
BF-48-0304	3/16 x 1/4	25		6.08
BF-48-0402	1/4 x 1/8	25	800	1.03
BF-48-0404	1/4 x 1/4	25	500	1.35
BF-48-0408	1/4 x 1/2	25	500	3.18
BF-48-0502	5/16 x 1/8	25		1.66



PART NO. SIZE QUANTITY LIST  
BAG CASE PRICE-B

### HALF UNION - FLARE X MALE PIPE (cont'd)

BF-48-0504	5/16 x 1/4	25		1.66
BF-48-0506	5/16 x 3/8	25	300	2.37
BF-48-0508	5/16 x 1/2	25		3.22
BF-48-0602	3/8 x 1/8	25	500	2.03
BF-48-0604	3/8 x 1/4	25	500	2.02
BF-48-0606	3/8 x 3/8	25	300	2.36
BF-48-0608	3/8 x 1/2	25	250	3.42
BF-48-0612	3/8 x 3/4	5	250	5.74
BF-48-0804	1/2 x 1/4	25	250	2.97
BF-48-0806	1/2 x 3/8	25	250	3.10
BF-48-0808	1/2 x 1/2	25	250	3.62
BF-48-0812	1/2 x 3/4	5	100	5.66
BF-48-1006	5/8 x 3/8	25		4.99
BF-48-1008	5/8 x 1/2	25	250	4.08
BF-48-1012	5/8 x 3/4	25	250	6.22
BF-48-1208	3/4 x 1/2	10	100	6.49
BF-48-1212	3/4 x 3/4	10	150	7.37
BF-48-1408	7/8 x 1/2	25		62.50
BF-48-1412	7/8 x 3/4	10	100	12.48



### FEMALE COUPLING - FLARE X FEMALE PIPE

BF-46-0402	1/4 x 1/8	25		1.27
BF-46-0404	1/4 x 1/4	25		1.52
BF-46-0406	1/4 x 3/8	25		2.37
BF-46-0408	1/4 x 1/2	25		3.16
BF-46-0504	5/16 x 1/4	25		1.77
BF-46-0602	3/8 x 1/8	25		2.11
BF-46-0604	3/8 x 1/4	25	1000	1.65
BF-46-0606	3/8 x 3/8	25	500	2.42
BF-46-0608	3/8 x 1/2	25	500	2.86
BF-46-0612	3/8 x 3/4	5	250	4.85
BF-46-0806	1/2 x 3/8	25	500	2.85
BF-46-0808	1/2 x 1/2	25	500	3.33
BF-46-0812	1/2 x 3/4	5		4.80
BF-46-1008	5/8 x 1/2	25	300	4.00
BF-46-1012	5/8 x 3/4	5		5.31
BF-46-1212	3/4 x 3/4	5		7.61
BF-46-1412	7/8 x 3/4	5		38.50



### UNION COUPLING

BF-42-02	1/8	25		9.28
BF-42-04	1/4	25	1000	1.11
BF-42-05	5/16	25		1.86
BF-42-06	3/8	25	500	2.45
BF-42-08	1/2	25	250	3.87
BF-42-10	5/8	25	250	5.70
BF-42-12	3/4	5		10.13
BF-42-14	7/8	5		51.18



### REDUCING UNION COUPLING

BF-42R-0403	1/4 x 3/16	25		20.06
BF-42R-0504	5/16 x 1/4	25		18.09
BF-42R-0604	3/8 x 1/4	25		2.26
BF-42R-0605	3/8 x 5/16	25		2.66
BF-42R-0804	1/2 x 1/4	25		3.21
BF-42R-0806	1/2 x 3/8	25	500	3.31
BF-42R-1006	5/8 x 3/8	25		4.70
BF-42R-1008	5/8 x 1/2	25		4.52



# BOSHART INDUSTRIES

3-50  
September 25/17

Telephone: 1-519-595-4444 - Toll Free: 1-800-561-3164  
Fax: 1-519-595-4380 - [www.boshart.com](http://www.boshart.com)

## FLARE FITTINGS (cont'd)

PART NO.	SIZE	QUANTITY	LIST		PART NO.	SIZE	QUANTITY	LIST	
		BAG	CASE	PRICE-B			BAG	CASE	PRICE-B
<b>ELBOW - FLARE X FLARE</b>					<b>REDUCING TEE - FLARE THREE ENDS</b>				
BF-55-02	1/8	25		19.11	<b>READ SIZES 1-2-3</b>				
BF-55-04	1/4	25		1.75	BF-44R-060604	3/8 x 3/8 x 1/4	25		4.30
BF-55-06	3/8	25	250	3.12	BF-44R-060608	3/8 x 3/8 x 1/2	25		11.47
BF-55-08	1/2	25	250	5.23	BF-44R-080606	1/2 x 3/8 x 3/8			6.19
BF-55-10	5/8	25	100	8.03	BF-44R-080608	1/2 x 3/8 x 1/2	25		6.76
BF-55-12	3/4	5		31.01	BF-44R-080806	1/2 x 1/2 x 3/8	25		7.23
					BF-44R-100808	5/8 x 1/2 x 1/2	25		25.65
					BF-44R-101006	5/8 x 5/8 x 3/8	25		10.31
					BF-44R-101008	5/8 x 5/8 x 1/2	25		10.58
<b>REDUCING ELBOW - FLARE X FLARE</b>					<b>TEE - FLARE X FLARE X MALE PIPE</b>				
BF-55R-0806	1/2 x 3/8	25		4.98	BF-45-0606	3/8 x 3/8	25		8.66
					BF-45-0806	1/2 x 3/8	25		17.08
					BF-45-0808	1/2 x 1/2	25		19.32
					BF-45-1008	5/8 x 1/2	25		36.03
<b>45° ELBOW FLARE X MALE PIPE</b>					<b>SEALING CAP NUT</b>				
BF-54-0402	1/4 x 1/8	25		3.39	BF-56-03	3/16	25		6.04
					BF-56-04	1/4	25	3000	0.56
					BF-56-05	5/16	25		3.86
					BF-56-06	3/8	25	500	1.11
					BF-56-08	1/2	25	500	1.66
					BF-56-10	5/8	25	400	2.08
					BF-56-12	3/4	5		4.14
<b>ELBOW - FLARE X MALE PIPE</b>					<b>COPPER SEALING BONNET</b>				
BF-49-0202	1/8 x 1/8	25		3.99	BF-57-06	3/8	25		2.43
BF-49-0302	3/16 x 1/8	25	1000	2.07	BF-57-08	1/2	25		3.70
BF-49-0304	3/16 x 1/4	100	1000	10.48					
BF-49-0402	1/4 x 1/8	25	500	1.95					
BF-49-0404	1/4 x 1/4	25	500	2.13					
BF-49-0406	1/4 x 3/8	25		2.77					
BF-49-0408	1/4 x 1/2	25		4.32					
BF-49-0502	5/16 x 1/8	25		5.98					
BF-49-0504	5/16 x 1/4	25		2.45					
BF-49-0602	3/8 x 1/8	25	500	7.51					
BF-49-0604	3/8 x 1/4	25	500	3.01					
BF-49-0606	3/8 x 3/8	25	500	3.27					
BF-49-0608	3/8 x 1/2	25	300	4.72					
BF-49-0612	3/8 x 3/4	5	200	7.44					
BF-49-0804	1/2 x 1/4	25	400	4.74					
BF-49-0806	1/2 x 3/8	25	250	5.14					
BF-49-0808	1/2 x 1/2	25	300	5.46					
BF-49-0812	1/2 x 3/4	10	200	7.82					
BF-49-1008	5/8 x 1/2	25	200	7.42					
BF-49-1012	5/8 x 3/4	10	150	9.18					
<b>ELBOW - FLARE X FEMALE PIPE</b>					<b>COPPER FLARE GASKET</b>				
BF-50-0604	3/8 x 1/4	25		2.98	BF-59-06	3/8	25		0.89
BF-50-0606	3/8 x 3/8	25		3.34	BF-59-08	1/2	25		1.59
BF-50-0608	3/8 x 1/2	25	350	4.98					
BF-50-0808	1/2 x 1/2	25		6.06					
BF-50-0812	1/2 x 3/4	5	100	7.34					
BF-50-1008	5/8 x 1/2	25		8.11					
<b>FLARE TEE - FLARE THREE ENDS</b>					<b>FEMALE FLARE CONNECTOR</b>				
BF-44-02	1/8	25		20.06	<b>FEMALE FLARE X FEMALE FLARE</b>				
BF-44-04	1/4	25		2.58	BF-32-06	3/8	25		16.66
BF-44-06	3/8	25	500	4.59	BF-32-08	1/2	25		28.37
BF-44-08	1/2	25	200	7.46					
BF-44-10	5/8	25	100	11.72					
BF-44-12	3/4	5		49.02					
<b>CONNECTOR</b>					<b>FEMALE FLARE X MALE PIPE</b>				
					BF-33-0402	1/4 x 1/8	25		10.34
					BF-33-0404	1/4 x 1/4	25		9.61
					BF-33-0604	3/8 x 1/4	25		14.35
					BF-33-0806	1/2 x 3/8	25		28.96
					BF-33-0808	1/2 x 1/2	25		23.99

# BOSHART INDUSTRIES

Telephone: 1-519-595-4444 - Toll Free: 1-800-561-3164

Fax: 1-519-595-4380 - [www.boshart.com](http://www.boshart.com)

3-51

September 25/17

## FLARE FITTINGS (cont'd)

PART NO.	SIZE	QUANTITY		LIST PRICE-B
		BAG	CASE	

### FLARE REDUCER

#### FEMALE FLARE X MALE FLARE

BF-35-0406	1/4 x 3/8	25		8.77
BF-35-0604	3/8 x 1/4	25		9.78
BF-35-0806	1/2 x 3/8	25		14.55
BF-35-0810	1/2 x 5/8	25		16.57



PART NO.	SIZE	QUANTITY		LIST PRICE-B
		BAG	CASE	

### SWIVEL CONNECTOR - FLARE X FLARE

BF-34-04	1/4	25		2.76
BF-34-06	3/8	25	350	4.04
BF-34-08	1/2	25	200	5.77
BF-34-10	5/8	25	150	8.47



### SWIVEL CONNECTOR REDUCING FLARE X FLARE

BF-34R-0604	3/8 x 1/4	25		3.52
BF-34R-0806	1/2 x 3/8	25		4.99



# BOSHART INDUSTRIES

3-52  
September 25/17

Telephone: 1-519-595-4444 - Toll Free: 1-800-561-3164  
Fax: 1-519-595-4380 - [www.boshart.com](http://www.boshart.com)

## 1/2" I.D. (5/8" O.D.) STAINLESS STEEL GAS APPLIANCE CONNECTORS

Gas Appliance Connectors are commonly used for their ease of installation and for the proper alignment of a fixed piping system to the gas appliance. For use with natural or liquefied petroleum (LP) gases at pressures not exceeding 1/2 psi (3.5kPa).

### Construction and Features

- CSA tested and approved to comply with:
  - ANSI Z21.75 / CSA 6.27 Connectors for Outdoor Gas Appliances and Manufactured Homes
  - ANSI Z21.24 / CSA 6.10 Connectors for Gas Appliances
- CGA 6.10 for fuel gas pressures not in excess of 1/2 psig.
- 100% tested and inspected for leaks and defects.
- Manufactured from high tensile strength 304 SS without soldered or brazed joints.
- Deep corrugations enhance the flexibility making installation easier.
- Available with or without the yellow polymer coating.



MPT x MPT



FPT x MPT



FPT x FPT

**Caution:** Gas appliance connector nuts must not be connected directly to pipe threads. All connectors must be installed with the adapters provided. Do not reuse, the connectors and fittings are designed for use only on the original installation and are not to be reused for another gas appliance or at another location.

## NON COATED STAINLESS STEEL GAS CONNECTORS

		STRAIGHT LENGTH CAPACITY BTU/HOUR						
		180,000	164,200	150,000	125,000	106,000	93,200	86,000
		LENGTH (inch) / Quantity						
PART NO.	CONNECTION SIZE	12" / 25	18" / 25	24" / 25	36" / 25	48" / 25	60" / 12	72" / 12
GACN-M8-	1/2" MPT X 1/2" MPT	16.79	23.33	26.50	30.64	35.51	40.45	45.40
GACN-F8M8-	1/2" FPT X 1/2" MPT	16.79	21.45	24.78	27.24	32.47	37.77	43.08
GACN-F12M8-	3/4" FPT X 1/2" MPT			27.76	31.89	36.76	41.71	46.65
GACN-F8-	1/2" FPT X 1/2" FPT	20.90	23.33	26.50	30.64	35.51	40.45	45.40
GACN-F12-	3/4" FPT X 3/4" FPT	28.21	30.64	33.82	37.95	42.82	47.76	52.71



## POLY COATED STAINLESS STEEL GAS CONNECTORS


The yellow polymer coating is uniformly applied to cover the entire length of the connector to provide protection from ammonia, acids, chlorine and other corrosive chemicals found in many home care products used to clean surfaces, bleach and laundry softeners etc, as well as harsh environmental influences such as UV rays and sea salt.

		STRAIGHT LENGTH CAPACITY BTU/HOUR						
		180,000	164,200	150,000	125,000	106,000	93,200	86,000
		LENGTH (inch) / Quantity						
PART NO.	CONNECTION SIZE	12" / 25	18" / 25	24" / 25	36" / 25	48" / 25	60" / 12	72" / 12
GAC-M8-	1/2" MPT X 1/2" MPT	19.55	21.70	24.71	30.17	36.27	41.73	48.70
GAC-F8M8-	1/2" FPT X 1/2" MPT	21.56	25.47	24.71	30.17	36.27	44.14	50.64
GAC-F12M8-	3/4" FPT X 1/2" MPT			29.53	34.62	40.30	45.40	51.89
GAC-F8-	1/2" FPT X 1/2" FPT	19.55	21.70	24.71	30.17	36.27	41.73	48.70
GAC-F12-	3/4" FPT X 3/4" FPT	28.87	32.78	35.59	32.15	38.25	51.45	57.95



## ZINC PLATED STEEL GAS CONNECTOR FITTINGS

PART NO.	DESCRIPTION	CTN	LIST PRICE-B
GACF-F8	1/2" FPT X 15/16" - 16 Thread Flare Conn.	100	4.43
GACF-F12	3/4" FPT X 15/16" - 16 Thread Flare Conn.	100	5.78
GACF-M8	1/2" MPT X 15/16" - 16 Thread Flare Conn.	100	4.43
GACF-M12	3/4" MPT X 15/16" - 16 Thread Flare Conn.	100	5.78



Gas Valves Available - See Section 2



# BOSHART INDUSTRIES

Telephone: 1-519-595-4444 - Toll Free: 1-800-561-3164

Fax: 1-519-595-4380 - [www.boshart.com](http://www.boshart.com)

3-53

November 16/17

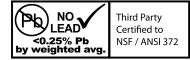
## COMPRESSION FITTINGS

### Brass Fittings

• Not for Conveying Potable Water

### No Lead Brass Fittings

SIZE	PART NO.	CTN	CASE	LIST PRICE-B	PART NO.	CTN	CASE	LIST PRICE-B
------	----------	-----	------	--------------	----------	-----	------	--------------



### NUT

3/16	BC-61-03	25	1000	0.40
1/4	BC-61-04	25	1000	0.50
5/16	BC-61-05	25	1000	0.60
3/8	BC-61-06	25	1000	0.77
1/2	BC-61-08	100	1000	1.18
5/8	BC-61-10	100	1000	1.39
3/4	BC-61-12	5		3.19
7/8	BC-61-14	25	500	3.51



### STANDARD SLEEVE

1/8	BC-60-02	25		0.12
3/16	BC-60-03	25	1000	0.15
1/4	BC-60-04	25	1000	0.15
5/16	BC-60-05	25	1000	0.18
3/8	BC-60-06	25	1000	0.22
7/16	BC-60-07	25		0.24
1/2	BC-60-08	100	500	0.28
5/8	BC-60-10	25	400	0.32
3/4	BC-60-12	25	400	0.71
7/8	BC-60-14	100	1000	0.79



### IN-LINE SLEEVE

1/4	BC-260-04	25		0.58
3/8	BC-260-06	25		1.39
1/2	BC-260-08	25		4.47

Excellent for use with nylon tube



### ACETAL PLASTIC SLEEVE

1/4	BC-60P-04	25	100	0.18
5/16	BC-60P-05	25		0.32
3/8	BC-60P-06	25	100	0.18
1/2	BC-60P-08	25		0.43
5/8	BC-60P-10	25		0.46



### BRASS INSERT

1/8				
3/16				
1/4				
5/16				
3/8				
1/2				
5/8				

PART NO.	INSERT O.D.	QTY BAG	LIST PRICE-B
BC-61P-02NL	0.080	25	1.11
BC-61P-03NL	0.095	25	1.26
BC-61P-04NL *	0.165	500	0.26
BC-61P-05NL	0.185	25	0.38
BC-61P-06NL	0.250	500	0.31
BC-61P-08NL	0.370	500	0.41
BC-61P-10NL	0.475	200	0.59



\* NOTE: 1/4" insert fits .170" I.D. polyethylene tubing only. No insert available for 1/4" heavy wall tube (.125" I.D.)

The 60P sleeve and 61P insert will convert standard compression fitting and valves for use with poly tubing

### UNION COUPLING - COMPRESSION X COMPRESSION

1/8	BC-62-02	100	1000	1.44
3/16	BC-62-03	25	600	1.76
1/4	BC-62-04	25	800	2.17
5/16	BC-62-05	25	800	2.59
3/8	BC-62-06	25	500	3.39
7/16	BC-62-07	25		4.06
1/2	BC-62-08	25	300	4.73
5/8	BC-62-10	25	200	5.99
3/4	BC-62-12	10	100	13.28
7/8	BC-62-14	10	100	13.40

BC-62-04NL	25	800	2.92
BC-62-06NL	25	500	4.17
BC-62-08NL	25	300	6.16
BC-62-10NL	10	200	7.83
BC-62-14NL	10	100	17.36



Refer to Installation Instructions on Page 3-47. Please order in BII quantities and use BII part numbers whenever possible.



# BOSHART INDUSTRIES

3-54  
September 25/17

Telephone: 1-519-595-4444 - Toll Free: 1-800-561-3164  
Fax: 1-519-595-4380 - [www.boshart.com](http://www.boshart.com)

## COMPRESSION FITTINGS (cont'd)

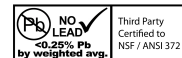
### Brass Fittings

• Not for Conveying Potable Water

### No Lead Brass Fittings

SIZE PART NO. CTN CASE LIST PRICE-B

PART NO. CTN CASE LIST PRICE-B



### REDUCING UNION COUPLING - COMPRESSION X COMPRESSION

1/4 x 1/8	BC-62R-0402	25		6.80
1/4 x 3/16	BC-62R-0403	25		5.36
5/16 x 1/4	BC-62R-0504	25		7.14
3/8 x 1/4	BC-62R-0604	25	600	2.76
3/8 x 5/16	BC-62R-0605	25		8.92
1/2 x 3/8	BC-62R-0806	25	400	4.10
5/8 x 3/8	BC-62R-1006	10	250	5.01
5/8 x 1/2	BC-62R-1008	10	250	5.35

BC-62R-0604NL	25	600	3.92
BC-62R-0806NL	25	400	5.62
BC-62R-1006NL	10	250	6.81
BC-62R-1008NL	10	250	7.29



### CONNECTOR - COMPRESSION X MALE PIPE

1/8 x 1/8	BC-68-0202	25		1.20
3/16 x 1/8	BC-68-0302	25	800	1.38
3/16 x 1/4	BC-68-0304	25		1.69
1/4 x 1/8	BC-68-0402	25	800	1.56
1/4 x 1/4	BC-68-0404	25	800	1.95
1/4 x 3/8	BC-68-0406	25	600	2.46
1/4 x 1/2	BC-68-0408	25	350	3.47
5/16 x 1/8	BC-68-0502	25		1.85
5/16 x 1/4	BC-68-0504	25	350	2.07
5/16 x 3/8	BC-68-0506	25	350	2.56
5/16 x 1/2	BC-68-0508	25		29.56
3/8 x 1/8	BC-68-0602	25	600	2.21
3/8 x 1/4	BC-68-0604	25	600	2.21
3/8 x 3/8	BC-68-0606	25	500	2.74
3/8 x 1/2	BC-68-0608	25	400	3.65
3/8 x 3/4	BC-68-0612	5		5.33
7/16 x 3/8	BC-68-0706	25		5.54
1/2 x 1/4	BC-68-0804	10	400	3.21
1/2 x 3/8	BC-68-0806	10	400	3.35
1/2 x 1/2	BC-68-0808	10	350	4.41
1/2 x 3/4	BC-68-0812	5		5.88
5/8 x 3/8	BC-68-1006	10	300	4.53
5/8 x 1/2	BC-68-1008	10	300	4.82
5/8 x 3/4	BC-68-1012	10	200	6.06
3/4 x 1/2	BC-68-1208	5		17.07
3/4 x 3/4	BC-68-1212	10	500	8.97
7/8 x 1/2	BC-68-1408	5		9.23
7/8 x 3/4	BC-68-1412	10	150	9.33
7/8 x 1	BC-68-1416	5		38.04

BC-68-0402NL	25	800	2.18
BC-68-0404NL	25	800	2.63
BC-68-0406NL	25	600	3.32
BC-68-0408NL	25	350	4.53
BC-68-0604NL	25	600	3.02
BC-68-0606NL	25	500	3.67
BC-68-0608NL	25	400	4.85
BC-68-0612NL	10	250	6.97
BC-68-0806NL	10	400	4.45
BC-68-0808NL	10	350	5.73
BC-68-0812NL	10		12.03
BC-68-1008NL	10	300	6.25
BC-68-1012NL	10	200	8.03
BC-68-1412NL	10	150	11.97



### ELBOW - COMPRESSION X COMPRESSION

1/8	BC-65-02	25		5.42
3/16	BC-65-03	25		7.08
1/4	BC-65-04	25	600	2.85
5/16	BC-65-05	25	500	3.50
3/8	BC-65-06	25	450	3.71
1/2	BC-65-08	10	250	6.42
5/8	BC-65-10	10	150	8.72
7/8	BC-65-14	5		19.68

BC-65-04NL	25	600	3.77
BC-65-06NL	25	500	5.06
BC-65-08NL	10	250	8.26
BC-65-10NL	10	150	11.43
BC-65-14NL	10	70	86.23



### REDUCING ELBOW - COMPRESSION X COMPRESSION

1/2 x 3/8	BC-65R-0806	25		19.01
5/8 x 3/8	BC-65R-1006	25		7.43
5/8 x 1/2	BC-65R-1008	25		31.91

--	--	--	--	--



Refer to Installation Instructions on Page 3-47. Please order in BII quantities and use BII part numbers whenever possible.

# BOSHART INDUSTRIES

Telephone: 1-519-595-4444 - Toll Free: 1-800-561-3164

Fax: 1-519-595-4380 - [www.boshart.com](http://www.boshart.com)

3-55

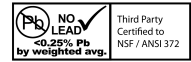
September 25/17

## COMPRESSION FITTINGS (cont'd)

### Brass Fittings

• Not for Conveying Potable Water

### No Lead Brass Fittings



SIZE	PART NO.	CTN	CASE	LIST PRICE-B	PART NO.	CTN	CASE	LIST PRICE-B
<b>FEMALE COUPLING - COMPRESSION X FEMALE PIPE</b>								
1/4 x 1/8	BC-66-0402	25		1.82	BC-66-0402NL	25	800	2.43
1/4 x 1/4	BC-66-0404	25	700	2.01	BC-66-0404NL	25	700	2.67
1/4 x 3/8					BC-66-0406NL	25	600	5.02
1/4 x 1/2					BC-66-0408NL			6.62
5/16 x 1/4	BC-66-0504	25	500	2.23				
5/16 x 3/8	BC-66-0506	25	500	12.09				
3/8 x 1/8	BC-66-0602	25		2.21				
3/8 x 1/4	BC-66-0604	25		2.34	BC-66-0604NL	25	600	3.11
3/8 x 3/8	BC-66-0606	25	500	2.78	BC-66-0606NL	25	500	3.63
3/8 x 1/2	BC-66-0608	25	400	3.18	BC-66-0608NL	25	400	4.35
1/2 x 3/8	BC-66-0806	25		3.23	BC-66-0806NL	10	400	6.28
1/2 x 1/2					BC-66-0808NL	10	300	7.59
5/8 x 3/8	BC-66-1006	25		11.33				
5/8 x 1/2	BC-66-1008	10	250	4.35	BC-66-1008NL	10	250	5.82
5/8 x 3/4	BC-66-1012	10	200	6.60	BC-66-1012NL	10	200	8.62
7/8 x 3/4	BC-66-1412	5		8.36	BC-66-1412NL	10	150	12.04



### ELBOW - COMPRESSION X MALE PIPE

1/8 x 1/8	BC-69-0202	25		1.55				
3/16 x 1/8	BC-69-0302	25		1.84				
3/16 x 1/4	BC-69-0304	25		11.07				
1/4 x 1/8	BC-69-0402	25	800	2.12	BC-69-0402NL	25	800	2.97
1/4 x 1/4	BC-69-0404	25	700	2.52	BC-69-0404NL	25	700	3.53
1/4 x 3/8	BC-69-0406	25		3.39	BC-69-0406NL	25	600	6.85
5/16 x 1/8	BC-69-0502	25		2.37				
5/16 x 1/4	BC-69-0504	25	600	2.90				
5/16 x 3/8	BC-69-0506	25		3.80				
3/8 x 1/8	BC-69-0602	25		4.28				
3/8 x 1/4	BC-69-0604	25	600	3.03	BC-69-0604NL	25	600	4.10
3/8 x 3/8	BC-69-0606	25	500	3.72	BC-69-0606NL	25	500	4.80
3/8 x 1/2	BC-69-0608	10	350	4.93	BC-69-0608NL	10	350	6.33
3/8 x 3/4	BC-69-0612	5		24.58				
1/2 x 3/8					BC-69-0806NL			8.83
1/2 x 1/2	BC-69-0808	25	200	5.67	BC-69-0808NL	10	350	7.28
5/8 x 3/8	BC-69-1006	10	350	7.07				
5/8 x 1/2	BC-69-1008	10	300	7.34	BC-69-1008NL	10	300	9.34
3/4 x 3/4	BC-69-1212	5		21.88				



### ELBOW - COMPRESSION X FEMALE PIPE

1/4 x 1/4	BC-70-0404	25		6.31				
-----------	------------	----	--	------	--	--	--	--



### 45° ELBOW - COMPRESSION X MALE PIPE

1/4 x 1/4	BC-74-0404	25		15.26				
3/8 x 3/8	BC-74-0606	25		27.33				
1/2 x 1/2	BC-74-0808	25		32.73				



### TEE - COMPRESSION THREE ENDS

1/8	BC-64-02	25		2.91				
3/16	BC-64-03	25		3.66				
1/4	BC-64-04	25	400	4.17	BC-64-04NL	25	400	5.19
5/16	BC-64-05	25	400	5.28				
3/8	BC-64-06	25	200	5.76	BC-64-06NL	25	200	7.62
1/2	BC-64-08	10	180	9.18	BC-64-08NL	10	180	15.75
5/8	BC-64-10	10	120	12.35	BC-64-10NL	10	120	20.99
7/8	BC-64-14	5		25.81	BC-64-14NL	10	50	109.92



### TEE - COMPRESSION X MALE PIPE

3/8 x 1/4	BC-72-0604	25		10.95				
5/8 x 1/2	BC-72-1008	25		34.26				



Refer to Installation Instructions on Page 3-47. Please order in BII quantities and use BII part numbers whenever possible.

# BOSHART INDUSTRIES

3-56  
August 1/18

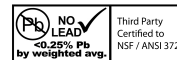
Telephone: 1-519-595-4444 - Toll Free: 1-800-561-3164  
Fax: 1-519-595-4380 - [www.boshart.com](http://www.boshart.com)

## HOSE BARBS

### Brass Fittings

• Not for Conveying Potable Water

### No Lead Brass Fittings



SIZE	PART NO.	CTN	CASE	LIST PRICE-B	PART NO.	CTN	CASE	LIST PRICE-B
------	----------	-----	------	--------------	----------	-----	------	--------------

### COUPLER - BARB X MALE PIPE

1/8 x 1/8	BH-125-0202	100	2000	0.90	BH-125-0202NL	25	1500	1.31
1/8 x 1/4	BH-125-0204	100	2000	1.30	BH-125-0204NL	25	1200	1.76
3/16 x 1/8	BH-125-0302	25		1.02				
3/16 x 1/4	BH-125-0304	25		1.50				
1/4 x 1/8	BH-125-0402	25	1000	1.11	BH-125-0402NL	25	1000	1.52
1/4 x 1/4	BH-125-0404	25	800	1.56	BH-125-0404NL	25	800	2.11
1/4 x 3/8	BH-125-0406	25	600	2.16	BH-125-0406NL	25	600	2.89
1/4 x 1/2	BH-125-0408	25	500	3.63	BH-125-0408NL	25	500	5.01
5/16 x 1/8	BH-125-0502	25		1.10				
5/16 x 1/4	BH-125-0504	25	800	1.60	BH-125-0504NL	25	800	2.15
5/16 x 3/8	BH-125-0506	25		2.26	BH-125-0506NL	25	600	3.01
3/8 x 1/8	BH-125-0602	25		1.13	BH-125-0602NL	25	800	1.61
3/8 x 1/4	BH-125-0604	25	600	1.79	BH-125-0604NL	25	600	2.39
3/8 x 3/8	BH-125-0606	25	500	2.20	BH-125-0606NL	25	500	2.92
3/8 x 1/2	BH-125-0608	25	400	3.43	BH-125-0608NL	25	400	4.62
3/8 x 3/4	BH-125-0612	5		11.16				
1/2 x 1/4	BH-125-0804	25	500	2.09	BH-125-0804NL	25	500	2.70
1/2 x 3/8	BH-125-0806	25	400	2.67	BH-125-0806NL	25	400	3.53
1/2 x 1/2	BH-125-0808	25	300	3.96	BH-125-0808NL	25	300	5.19
1/2 x 3/4	BH-125-0812	10	250	6.67	BH-125-0812NL	10	250	8.51
5/8 x 3/8	BH-125-1006	25		5.26				
5/8 x 1/2	BH-125-1008	10	300	4.16	BH-125-1008NL	10	300	5.42
5/8 x 3/4	BH-125-1012	5		6.22				
3/4 x 3/8	BH-125-1206	5		5.06				
3/4 x 1/2	BH-125-1208	25	250	4.13	BH-125-1208NL	10	300	5.39
3/4 x 3/4	BH-125-1212	10	200	5.90	BH-125-1212NL	10	200	7.79
1 x 3/4	BH-125-1612	5		9.93				
1 x 1	BH-125-1616	10	100	11.59	BH-125-1616NL	10	100	14.90
1 1/4 x 1	BH-125-2016	5		28.13				



### COUPLER - BARB X FEMALE PIPE

1/8 x 1/4	BH-126-0204	25		1.53				
1/4 x 1/8	BH-126-0402	25		1.19				
1/4 x 1/4	BH-126-0404	25	700	1.83	BH-126-0404NL	25	700	2.42
5/16 x 3/8	BH-126-0506	25		7.61				
3/8 x 1/8	BH-126-0602	25		4.38				
3/8 x 1/4	BH-126-0604	25		1.88				
3/8 x 3/8	BH-126-0606	25	500	2.49	BH-126-0606NL	25	500	3.37
3/8 x 1/2	BH-126-0608	25	500	3.39	BH-126-0608NL	10	400	4.57
1/2 x 3/8	BH-126-0806	25		2.92				
1/2 x 1/2	BH-126-0808	10	300	3.52	BH-126-0808NL	10	300	4.77
3/4 x 3/4	BH-126-1212	5		6.33				



### SPLICER - BARB X BARB

1/8	BH-129-02NL	25	500	0.62				
3/16	BH-129-03NL	25	500	0.73				
1/4	BH-129-04NL	25	500	0.94				
5/16	BH-129-05NL	25	500	1.19				
3/8	BH-129-06NL	25	500	1.47				
1/2	BH-129-08NL	25	500	1.98				
5/8	BH-129-10NL	10	500	3.09				
3/4	BH-129-12NL	10	300	3.84				



# BOSHART INDUSTRIES

Telephone: 1-519-595-4444 - Toll Free: 1-800-561-3164

Fax: 1-519-595-4380 - [www.boshart.com](http://www.boshart.com)

3-57

August 1/18

## HOSE BARBS (cont'd)

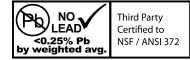
### Brass Fittings

• Not for Conveying Potable Water

### No Lead Brass Fittings

SIZE PART NO. CTN CASE LIST PRICE-B

PART NO. CTN CASE LIST PRICE-B



### ELBOW - BARB X MALE PIPE

1/4 x 1/8	BH-139-0402	100	500	2.09
1/4 x 1/4	BH-139-0404	25	500	2.60
3/8 x 1/8	BH-139-0602	25		2.94
3/8 x 1/4	BH-139-0604	100	1000	2.83
3/8 x 3/8	BH-139-0606	25		3.32
3/8 x 1/2	BH-139-0608	25		4.81
1/2 x 1/4	BH-139-0804	25		7.06
1/2 x 3/8	BH-139-0806	25	500	5.01
1/2 x 1/2	BH-139-0808	25	500	10.64

BH-139-0402NL	25	1000	2.58
BH-139-0404NL	25	500	3.06
BH-139-0604NL	10	500	3.57

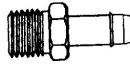


## MINI BARBS

PART NO. TUBE O.D. TUBE I.D. PIPE BAG QTY LIST PRICE-B

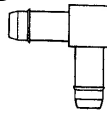
### MINI BARB X MALE PIPE

BT-968-0402	1/4	.170	1/8	25	1.94
BT-968-0404	1/4	.170	1/4	25	4.56
BT-968-0602	3/8	.250	1/8	25	5.21
BT-968-0604	3/8	.250	1/4	25	4.96
BT-968-0806	1/2	.375	3/8	25	15.94



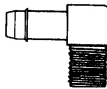
### ELBOW - MINI BARB X MINI BARB

BT-965-04	1/4	.170		25	2.00
BT-965-06	3/8	.250		25	4.44
BT-965-08	1/2	.375		25	15.39



### ELBOW - MINI BARB X MALE PIPE

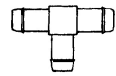
BT-969-0402	1/4	.170	1/8	25	2.80
BT-969-0404	1/4	.170	1/4	25	4.34
BT-969-0602	3/8	.250	1/8	25	3.29
BT-969-0604	3/8	.250	1/4	25	9.65



PART NO. TUBE O.D. TUBE I.D. PIPE BAG QTY LIST PRICE-B

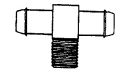
### TEE - MINI BARB THREE ENDS

BT-964-04	1/4	.170		25	1.94
BT-964-06	3/8	.250		25	5.88
BT-964-08	1/2	.375		25	15.20



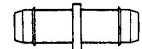
### TEE - MINI BARB X MALE PIPE

BT-972-0402	1/4	.170	1/8	25	14.06
-------------	-----	------	-----	----	-------



### MINI BARB X MINI BARB

BT-962-04	1/4	.170		25	1.32
BT-962-06	3/8	.250		25	1.50
BT-962-08	1/2	.375		25	19.70



# BOSHART INDUSTRIES

3-58  
September 25/17

Telephone: 1-519-595-4444 - Toll Free: 1-800-561-3164  
Fax: 1-519-595-4380 - [www.boshart.com](http://www.boshart.com)

## GARDEN HOSE FITTINGS

Brass Fittings					No Lead Brass Fittings			
● Not for Conveying Potable Water								
SIZE	PART NO.	CTN	CASE	LIST PRICE-B	PART NO.	CTN	CASE	LIST PRICE-B
<b>CONNECTOR - BARB X MALE HOSE</b>								
3/8 x 3/4	BG-193-0612	5		8.29				
1/2 x 3/4	BG-193-0812	10	500	4.35	BG-193-0812NL	10	500	7.87
5/8 x 3/4	BG-193-1012	10	500	4.39	BG-193-1012NL	10	500	7.97
3/4 x 3/4	BG-193-1212	10	500	4.65	BG-193-1212NL	10	500	8.28
<b>SWIVEL CONNECTOR - BARB X FEMALE HOSE</b>								
c/w Washer								
3/8 x 3/4	BG-195-0612	10	500	4.20	BG-195-0612NL	10	500	5.71
1/2 x 3/4	BG-195-0812	10	500	4.16	BG-195-0812NL	10	500	5.76
5/8 x 3/4	BG-195-1012	10	500	4.16	BG-195-1012NL	10	500	5.81
3/4 x 3/4	BG-195-1212	10	500	4.22	BG-195-1212NL	10	500	5.89
<b>GARDEN HOSE BARB SET</b>								
c/w Washer								
3/8	BG-193-195-06	5		14.26				
1/2	BG-193-195-08	10	250	9.07	BG-193-195-08NL	10		12.76
5/8	BG-193-195-10	5		9.39	BG-193-195-10NL	10		12.90
3/4	BG-193-195-12	5		9.45	BG-193-195-12NL	10		13.25
<b>COUPLING - FEMALE HOSE X MALE PIPE</b>								
c/w Washer								
3/4 x 1/2	BG-199-1208	10	500	3.99	BG-199-1208NL	10	500	7.25
3/4 x 3/4	BG-199-1212	10	500	4.44	BG-199-1212NL	10	500	7.59
<b>SWIVEL COUPLING - FEMALE HOSE X FEMALE PIPE</b>								
c/w Washer								
3/4 x 1/2	BG-199S-1208	10	500	5.05	BG-199S-1208NL	10	500	5.55
3/4 x 3/4	BG-199S-1212	10	250	5.26	BG-199S-1212NL	10	250	7.66
<b>SWIVEL COUPLING - FEMALE HOSE X FEMALE HOSE</b>								
c/w Washer								
3/4	BG-203-12	10	500	5.08	BG-203-12NL	10	500	8.23
<b>COUPLING - FEMALE HOSE X FEMALE PIPE</b>								
c/w Washer								
3/4 x 1/2	BG-198-1208	10	500	4.22	BG-198-1208NL	10	500	7.28
3/4 x 3/4	BG-198-1212	10	500	4.73	BG-198-1212NL	10	500	7.84
<b>SOLID COUPLING - FEMALE HOSE X FEMALE HOSE</b>								
c/w Washer								
3/4	BG-198W-12	10	500	3.98				
<b>COUPLING - MALE HOSE X MALE PIPE</b>								
3/4 x 3/8	BG-196-1206	10	500	3.86				
3/4 x 1/2	BG-196-1208	10	500	3.98	BG-196-1208NL	10	500	6.05
3/4 x 3/4	BG-196-1212	10	250	4.77	BG-196-1212NL	10	250	7.51
<b>COUPLING - MALE HOSE X FEMALE PIPE</b>								
3/4 x 1/4	BG-197-1204	5		18.88				
3/4 x 3/8	BG-197-1206	5		17.05				
3/4 x 1/2	BG-197-1208	10	500	3.08	BG-197-1208NL	10	500	5.22
3/4 x 3/4	BG-197-1212	10	500	4.21	BG-197-1212NL	10	500	7.54
<b>COUPLING - MALE HOSE X MALE HOSE</b>								
3/4 x 3/4	BG-196W-1212	10	500	4.25	BG-196W-1212NL	10	500	7.13



# BOSHART INDUSTRIES

Telephone: 1-519-595-4444 - Toll Free: 1-800-561-3164

Fax: 1-519-595-4380 - [www.boshart.com](http://www.boshart.com)

3-59

September 25/17

## GARDEN HOSE FITTINGS (cont'd)

### Brass Fittings

- Not for Conveying Potable Water

### No Lead Brass Fittings



SIZE	PART NO.	CTN	CASE	LIST PRICE-B	PART NO.	CTN	CASE	LIST PRICE-B
------	----------	-----	------	--------------	----------	-----	------	--------------

### SWIVEL CONNECTOR - FEMALE HOSE X MALE PIPE

c/w Washer

3/4 x 1/4	BG-194-1204	5		15.26				
3/4 x 3/8	BG-194-1206	5		14.70				
3/4 x 1/2	BG-194-1208	10	250	6.65				



### "Y" COUPLING - MALE HOSE X FEMALE HOSE

c/w Washer

3/4	BG-202-12	5		17.75				
-----	-----------	---	--	-------	--	--	--	--



### KNURL CAP NUT

c/w Washer

3/4	BG-200-12	10	500	2.47				
-----	-----------	----	-----	------	--	--	--	--

BG-200-12NL	10	500	4.19
-------------	----	-----	------



### HEX KNURL CAP WITH CHAIN

c/w Washer

3/4	BG-200HKC-12	10	300	5.32				
-----	--------------	----	-----	------	--	--	--	--

BG-200HKC-12NL	10	300	8.23
----------------	----	-----	------



### GARDEN HOSE WASHER

3/4	BG-GHW-12	500		0.13				
-----	-----------	-----	--	------	--	--	--	--



### 2-WAY "Y" GARDEN HOSE VALVE

- 1/4 turn ball valve shut-offs allow for easy adjustment of flow and pressure
- Dimensions: 2-3/8" L x 3-1/16" W

BG-202V-12	20	100	22.18					
------------	----	-----	-------	--	--	--	--	--

BG-202V-12NL	20	100	27.92
--------------	----	-----	-------



Refer to Installation Instructions on Page 3-47. Please order in BII quantities and use BII part numbers whenever possible.

# BOSHART INDUSTRIES

3-60  
September 25/17

Telephone: 1-519-595-4444 - Toll Free: 1-800-561-3164  
Fax: 1-519-595-4380 - [www.boshart.com](http://www.boshart.com)

## NO LEAD BRASS DISHWASHER HOSE FITTING


### DESCRIPTION:

The new Dishwasher Hose Fitting is easier to install since the connection is easier to align & attach. It saves time, requires less torque, and no P.T.F.E. tape or putty should be used.

### SPECIFICATIONS:

- 3/4" FHT (Female Hose Thread) end will connect directly to the dishwasher inlet valve.
- Maximum Temperature: 180°F (82°C)

<b>PART NO.</b>	<b>SIZE</b>	<b>LIST PRICE-B</b>
BC-DWE-0612NL	3/8" Comp x 3/4" Female Hose	9.08



## COMBINATION NIPPLES AND HOSE MENDERS

Note: For use with hose, not polyethylene pipe.

### ZINC PLATED

STEEL PART NO.	LIST PRICE-A	BLACK PART NO	LIST PRICE-A	SIZE	NO. OF BARBS	LENGTH	CTN QTY
<b>COMBINATION NIPPLES</b>							
GCN-050	2.27	BLCN-050	2.41	1/2	6	3 1/8	25
GCN-075	2.36	BLCN-075	2.51	3/4	6	3 1/8	25
GCN-100	2.74	BLCN-100	2.91	1	6	3 3/8	20
GCN-125	3.68	BLCN-125	3.68	1 1/4	6	3 1/4	20
GCN-150	4.44	BLCN-150	4.44	1 1/2	7	4 1/8	10
GCN-200	5.40	BLCN-200	5.40	2	8	4 3/4	10
GCN-250	12.51	BLCN-250	12.51	2 1/2	8	5 3/4	4
GCN-300	16.40	BLCN-300	16.40	3	8	6	4
GCN-400	21.75	BLCN-400	21.75	4	8	7 1/4	2
GCN-600	68.53	BLCN-600	68.53	6	13	11	1
<b>HOSE MENDERS</b>							
GHM-050	2.25			1/2	6	3 1/2	25
GHM-075	2.54			3/4	6	4 1/4	25
GHM-100	2.91			1	6	4 1/4	20
GHM-125	4.04			1 1/4	6	4 1/4	12
GHM-150	4.94			1 1/2	7	4 5/8	10
GHM-200	5.97			2	7	4 7/8	10
GHM-250	14.07			2 1/2	8	6	5
GHM-300	17.76			3	8	6 5/8	4
GHM-400	25.88			4	8	8	2
GHM-600	73.47			6	10	11	1



Refer to Installation Instructions on Page 3-47. Please order in BII quantities and use BII part numbers whenever possible.



# BOSHART INDUSTRIES

Telephone: 1-519-595-4444 - Toll Free: 1-800-561-3164

Fax: 1-519-595-4380 - [www.boshart.com](http://www.boshart.com)

3-61

March 26/18

## PVC CLEAR TUBING

### FEATURES

- Non-toxic
- Odourless & Taste-free
- Nonconductive
- Fire Resistant
- Self-extinguishing
- FDA Compounds Used Comply With FDA Standards
- NSF certified under standard NSF 51
- Type 10

### TYPICAL APPLICATIONS

- Laboratory
- Food & Beverage
- Drain Lines
- Water And Chemical Transfer
- Wire Harness
- Sight Gauges
- Light Vacuum Lines



Temperature Range: 25°F (-4°C) to 150°F (65°C)

PART NO	SIZE		LENGTH	WORKING PSI @ 20°C	WALL THICKNESS	WEIGHT PER CFT	LIST PRICE-A	
	I.D.	O.D.					PER FOOT	
106-0204-100	1/8	1/4	100 FT.	65	.063	1.9 LBS	0.28	
106-0305-100	3/16	5/16	100 FT.	55	.063	2.6 LBS	0.30	
106-0406-100	1/4	3/8	100 FT.	55	.063	3.2 LBS	0.33	
106-0408-100	1/4	1/2	100 FT.	60	.125	7.6 LBS	0.80	
106-0507-100	5/16	7/16	100 FT.	50	.063	3.8 LBS	0.38	
106-0608-100	3/8	1/2	100 FT.	45	.063	4.5 LBS	0.45	
106-0610-100	3/8	5/8	100 FT.	55	.125	10.2 LBS	1.13	
106-0810-100	1/2	5/8	100 FT.	30	.063	5.7 LBS	0.56	
106-0812-100	1/2	3/4	100 FT.	45	.125	12.8 LBS	1.30	
106-1014-100	5/8	7/8	100 FT.	40	.125	12.5 LBS	1.51	
106-1216-100	3/4	1	100 FT.	35	.125	17.9 LBS	1.77	
106-1418-100	7/8	1 1/8	100 FT.	30	.125	20.4 LBS	2.37	
106-1620-100	1	1 1/4	100 FT.	25	.125	23.0 LBS	2.53	
106-2024-100	1 1/4	1 1/2	100 FT.	20	.125	28.1 LBS	3.18	
106-2430-100	1 1/2	1 7/8	100 FT.	30	.1875	51.7 LBS	6.30	

## POLYETHYLENE TUBING - FOOD GRADE

### FEATURES

- Type 50
- Lightweight Tubing
- Odourless And Tasteless
- Materials Comply With The F.D.A. Specifications
- Low Density
- Resistance To Stress Cracking
- Milky White Colour

### TYPICAL APPLICATIONS

- Air Instrumentation
- Water Lines
- Food Transfer
- Chemical Spray
- Beverage And Soda Transfer
- Light Vacuum Line
- Conduit
- Pneumatic Control Tubing



Temperature Range: -45°F (-42°C) to 150°F (65°C)

COIL PART NO.	LENGTH	LIST-A PER FT.	REEL PART NO.	LENGTH	LIST-A PER FT.	SIZE		WORKING PSI	WALL THICK.	WEIGHT PER CFT.
						O.D.	I.D.			
105-04H-100	100 FT.	0.26	105-04H-2000	2000 FT.	0.26	1/4 "	.125	150	.062	1.5 LBS
105-04-100	100 FT.	0.20	105-04-2000	2000 FT.	0.20	1/4 "	.170	140	.040	1.1 LBS
105-06-100	100 FT.	0.37	105-06-500	500 FT.	0.37	3/8 "	.250	125	.062	2.5 LBS
105-08-100	100 FT.	0.43	105-08-500	500 FT.	0.43	1/2 "	.375	100	.062	3.5 LBS
105-10-100	100 FT.	0.70	105-10-500	500 FT.	0.70	5/8 "	.500	75	.062	4.5 LBS

H - DENOTES HEAVY WALL TUBE

# BOSHART INDUSTRIES

3-62  
March 26/18

Telephone: 1-519-595-4444 - Toll Free: 1-800-561-3164  
Fax: 1-519-595-4380 - [www.boshart.com](http://www.boshart.com)

## CLEAR BRAIDED PVC HOSE - STANDARD WALL


Please note applications are general. However, the degree of resistance of a material also depends on other variables such as length of exposure, temperature, pressure, velocity of fluid, concentration, etc. and therefore no guarantee is expressed or implied. If an element of doubt exists, we advise that the product be tested under actual conditions. Crystal clear polyvinyl chloride reinforced with spiraled polyester cords. Cover and tube are compounded from Non-Toxic PVC ingredients in compliance with applicable FDA requirements.

### FEATURES

- Glass Smooth Interior
- Chemical Resistant
- Self-extinguishing
- Non-marking
- Lightweight
- Ozone & Atmospheric Resistant
- NSF Certified Under Standard NSF-51
- Type 20
- Clear PVC Tube. Polyester Reinforced
- Flexible
- Tight Tolerances
- FDA Compounds Used Comply With FDA Standards

### INDUSTRIAL APPLICATIONS

- Pneumatic Lines
- Lubrication Lines
- Air & Water Lines
- Packaging Machines
- Glue Lines
- Air Breathing Lines
- Vacuum Lines
- Deionized Water Systems
- Wire Conduit



Temperature Range: 25°F (-4°C) to 150°F (65°C)

PART NO.	NOMINAL		MAXIMUM WORKING PRESSURE				LENGTH IN FEET	APPROX. WGT. PER CFT.	LIST PRICE-A PER FOOT
	I.D.	O.D.	@70°F(21°C)		@122°F(50°C)				
			PSI	(MPa)	PSI	(MPa)			
107-03-100	3/16	.375	250	(1.72)	150	(1.03)	100 FT	4.5 LBS	0.58
107-04-100	1/4	.438	250	(1.72)	150	(1.03)	100 FT	6.5 LBS	0.65
107-05-100	5/16	.525	250	(1.72)	135	(0.93)	100 FT	7.5 LBS	0.74
107-06-100	3/8	.600	225	(1.55)	125	(0.86)	100 FT	9.0 LBS	0.91
107-08-100	1/2	.750	200	(1.38)	100	(0.69)	100 FT	14.5 LBS	1.19
107-08-300	1/2	.750	200	(1.38)	100	(0.69)	300 FT	14.5 LBS	1.19
107-10-100	5/8	.875	200	(1.38)	100	(0.69)	100 FT	16.5 LBS	1.58
107-12-100	3/4	1.030	150	(1.03)	85	(0.58)	100 FT	23.0 LBS	1.88
107-12-300	3/4	1.030	150	(1.03)	85	(0.58)	300 FT	23.0 LBS	1.88
107-16-100	1	1.300	125	(0.86)	75	(0.52)	100 FT	32.0 LBS	2.63
107-16-200	1	1.300	125	(0.86)	75	(0.52)	200 FT	32.0 LBS	2.63
107-20-050	1 1/4	1.625	100	(0.69)	55	(0.38)	50 FT	58.0 LBS	5.28
107-20-100	1 1/4	1.625	100	(0.69)	55	(0.38)	100 FT	58.0 LBS	5.28
107-24-050	1 1/2	1.937	100	(0.69)	50	(0.34)	50 FT	69.0 LBS	6.51
107-24-100	1 1/2	1.937	100	(0.69)	50	(0.34)	100 FT	69.0 LBS	6.51
107-32-050	2	2.490	75	(0.51)	35	(0.24)	50 FT	100.0 LBS	9.55
107-32-100	2	2.490	75	(0.51)	35	(0.24)	100 FT	100.0 LBS	9.55

# BOSHART INDUSTRIES

Telephone: 1-519-595-4444 - Toll Free: 1-800-561-3164

Fax: 1-519-595-4380 - [www.boshart.com](http://www.boshart.com)

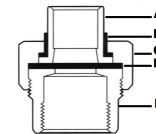
3-63

August 1/18

## NO LEAD DIELECTRIC UNIONS

Dielectric Unions are used in commercial and residential applications to prevent accelerated corrosion and deterioration in the piping system due to galvanic and stray current. It is installed between pipes made from dissimilar metals, and features a female iron pipe thread to solder connection. It consists of a union nut, two tailpieces, and a gasket that separates the tailpieces to prevent an electric current from occurring. Dielectric Union are ideal in applications such as hot water storage tanks, water and air conditioners, processing tanks, steam, gas, and water piping.

- Maximum Pressure: 250psi.
- Maximum operating temperature 180°F (82°C)
- Threaded ends comply with ANSI/ASME B1.20.1
- Sweat connections conform to ANSI/ASME B16.18



FPT x SWEAT    MPT x SWEAT

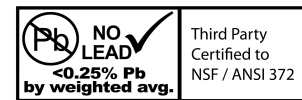
**WARNING:** Before using any product with any chemical substance the user must determine the suitability of the product for the intended use. The user assumes all risk and liability for use of product with any chemical or other substance. It is always advisable that the product be field tested under actual conditions, as a materials resistance to the effects of chemical depends not only upon the particular chemical, but also on other factors such as length of exposure, service temperature, pressure, fluid velocity, and the relative concentration of each component in multi-component mixtures. Therefore no guarantee is expressed or implied.

**Material Specification:**

- |                  |  |
|------------------|--|
| IPS Conn. (E)    | - Steel (with Galvanized Coat) ASTM A108 |
| Nut (C)          | - Steel (with Galvanized Coat) ASTM A108 |
| Solder Conn. (A) | - Brass (lead < 0.25%) ASTM B-16         |
| Gasket (D)       | - Silicone Rubber                        |
| Insert (B)       | - Nylon                                  |



PART NO.	DESCRIPTION	QUANTITY		CASE WGT - lbs	LIST PRICE-X
		CTN	CASE		
DU-05FSNL	1/2" FPT x 1/2" SWEAT	10	100	49.8	9.83
DU-07FSNL	3/4" FPT x 3/4" SWEAT	10	80	62.6	11.85
DU-10FSNL	1" FPT x 1" SWEAT	10	50		16.35
DU-12FSNL	1-1/4" FPT x 1-1/4" SWEAT	5	40	41.4	23.95
DU-15FSNL	1-1/2" FPT x 1-1/2" SWEAT	4	24	67.9	32.83
DU-20FSNL	2" FPT x 2" SWEAT	2	18	63.9	58.66
DU-07F05SNL	3/4" FPT x 1/2" SWEAT	10	80	76.3	11.38
DU-05MSNL	1/2" MPT x 1/2" SWEAT	10	100	81.6	11.97
DU-07MSNL	3/4" MPT x 3/4" SWEAT	10	80	72.1	14.81



### REPLACEMENT PARTS

CONNECTION SIZE	PART NO.	LIST PRICE-X	PART NO.	LIST PRICE-X
	<b>GASKET WASHER</b>		<b>PLASTIC INSULATOR</b>	
1/2"	DU-G05	0.39	DU-PI05	0.40
3/4"	DU-G07	0.47	DU-PI07	0.47
1"	DU-G10	0.54	DU-PI10	0.53
1 1/4"	DU-G12	0.66	DU-PI12	0.60
1 1/2"	DU-G15	0.84	DU-PI15	0.73
2"	DU-G20	1.23	DU-PI20	1.00

# BOSHART INDUSTRIES

3-64  
August 1/18

Telephone: 1-519-595-4444 - Toll Free: 1-800-561-3164  
Fax: 1-519-595-4380 - [www.boshart.com](http://www.boshart.com)



## PTFE THREAD SEAL TAPE

- Use for water (potable & non-potable), most chemicals, oxygen, gas, hydraulic and high pressure lines
- Temperature range: -310°F (-190°C) to +536°F (+280°C)
- 100% Virgin PTFE (polytetrafluoroethylene)
- Meets Mil. Spec. T-27730A
- UL Listed Seal Material

### STANDARD

PART NO.	SIZE	THICKNESS	DENSITY	QUANTITY CTN	CASE	LIST PRICE-A
TT520	1/2" x 520"	0.0035" (3.5 mils)	0.35g/cm <sup>3</sup>	10	250	0.64
TT34X520	3/4" x 520"	0.0035" (3.5 mils)	0.35g/cm <sup>3</sup>	10	250	0.90
TT1X520	1" x 520"	0.0035" (3.5 mils)	0.37g/cm <sup>3</sup>	10	250	1.17



### DELUXE HIGH DENSITY

PART NO.	SIZE	THICKNESS	DENSITY	QUANTITY CTN	CASE	LIST PRICE-A
TT520-DLX	1/2" x 520"	0.004" (4 mils)	0.60g/cm <sup>3</sup>	10	250	1.10
TT34X520-DLX	3/4" x 520"	0.004" (4 mils)	0.60g/cm <sup>3</sup>	10	250	1.77
TT1X520-DLX	1" x 520"	0.004" (4 mils)	0.64g/cm <sup>3</sup>	10	250	2.22



## SPECIALTY PTFE THREAD SEAL TAPES

- Thicker PTFE (polytetrafluoroethylene) higher density than regular PTFE tapes
- Colour coded for specific applications
- Can withstand temperatures of -450°F (-268°C) to +550°F (288°C)
- Meets Mil Spec. T-27730A
- UL Listed

### PINK PLUMBERS PTFE THREAD SEAL TAPE

- For plumbers and pipe fitters
- Colour coded pink to signify this is heavier than standard white thread seal tapes

PART	SIZE	THICKNESS	DENSITY	CASE	LIST PRICE-A
TT260-PP	1/2" x 260"	0.004" (4 mils)	1.2g/cm <sup>3</sup>	200	4.70



### YELLOW GAS LINE

- Designed for gas lines of all types... natural gas, propane and butane lines
- Meets gas company standard world wide

PART	SIZE	THICKNESS	DENSITY	CASE	LIST PRICE-A
TT260-GAS	1/2" x 260"	0.004" (4 mils)	1.6g/cm <sup>3</sup>	200	7.09



### GREEN OXYGEN

- Colour coded green for oxygen applications. Grease free.
- For all oxygen lines. Will not support combustion

PART	SIZE	THICKNESS	DENSITY	CASE	LIST PRICE-A
TT260-OXY	1/2" x 260"	0.004" (4 mils)	1.2g/cm <sup>3</sup>	200	5.02



### GRAY STAINLESS STEEL

- Has nickel pigment colour added for use on all stainless steel fittings
- Prevents galling, seizing or corrosion. At 4 mils thick and a high density rating this is the tape for coarse stainless steel threads

PART	SIZE	THICKNESS	DENSITY	CASE	LIST PRICE-A
TT260-SS	1/2" x 260"	0.004" (4 mils)	1.2g/cm <sup>3</sup>	200	4.70



### WHITE PREMIUM HIGH DENSITY

- For all industrial applications. Made from 100% virgin PTFE (polytetrafluoroethylene).
- No pigments, no additives. May be used on all applications including water, oil, chemical, medical and food processing where non-contamination standards are high

PART	SIZE	THICKNESS	DENSITY	CASE	LIST PRICE-A
TT260-PHD	1/2" x 260"	0.0035" (3.5 mils)	1.2g/cm <sup>3</sup>	200	4.04





# BOSHART INDUSTRIES

Telephone: 1-519-595-4444 - Toll Free: 1-800-561-3164

Fax: 1-519-595-4380 - [www.boshart.com](http://www.boshart.com)

3-65

August 1/18

## BII INDUSTRIAL GRADE GRAY MAGIC PIPE THREAD COMPOUND

**Gray Magic Industrial Grade Pipe Thread Compound** is a slow drying, soft settling, non-hardening pipe thread compound. Recommended for on-site or assembly line work. For Sealing Threads On **ALL** types of metal, ideal for stainless steel threads which are more difficult to seal, also for sealing plastics including ABS, PVC, CPVC, Poly and Nylon Plastic Pipe Fittings.

### Features:

- Specially Formulated For Production Line Usage
- Soft Set
- Grit Free
- Lead Free
- Low Odour
- Non-Toxic
- Heavy Duty Industrial Grade
- Will Not Harden In Can
- Temperature Ratings: -50°F(-45°C) to +400°F(204°C)

### Recommended for:

Acids, Diluted *	Fatty Acids	Mineral Oils
Air, Compressed	Freons (All)	Natural Gas
Alkalis, Diluted *	Gasohol	Naphtha
Ammonia	Gasoline	Nitrogen Gas
Aliphatic Solvents	Glycol	Propane
Brine	Heating Oils	Refrigeration
Butane	Helium, Gaseous	Gases
Corrosives	Hydraulic Oils	Soap, Liquid
Carbon Dioxide	Hydrogen	Steam Lines
Castor Oils	Inert Gases	Sugar, Liquid
Chlorinated Water	Jet Fuel	Vegetable Oils
Coal Tar Naphtha	Kerosene	<b>Water (Potable)</b>
Cutting Oils	Lacquer	Water
Diesel Fuel Oil	L P Gases	Xylol



### Standard 61 & 14

This compound is made with the highest quality materials, and is excellent for Potable Water Applications. NSF 61 tests for Drinking Water System Components - Health Effects and NSF 14 tests end use applications that include potable water.

\* Note: Dilute - cannot be greater than 10% concentration

### Caution: Do not use Gray Magic for:

- Alcohol
- Acetone
- Caustic Alkali
- Strong Acids
- Oxygen Systems.



PART NO.	SIZE	QTY CASE	LIST PRICE-A
TS-GM02	2 Fl. Oz. Plastic Tube 59 ml	144	3.50
TS-GM04	1/4 Pint 4 Fl. Oz. 118 ml	24	10.45
TS-GM08	1/2 Pint 8 Fl. Oz. 237 ml	24	16.19
TS-GM16	1 Pint 16 Fl. Oz. 473 ml	12	25.25





**PLASTIC QUICK CONNECT FITTINGS**

Plastic Quick Connect fittings are manufactured from safe, non-toxic, lead free materials. Designed for use in water systems, food & beverage service and pneumatic systems. These fittings provide a quick and convenient assembly solution saving time and expense. A wide range of fitting configurations are available for 1/4" and 3/8" O.D. PVC, Polyethylene, PEX, and Copper tubing. Manufactured using US FDA approved materials and products are tested and certified in accordance with ANSI/NSF-51 & 61-G standards.

**FEATURES:**

- White Acetal Copolymer fittings, highly durable and resistant to fatigue and creep
- Stainless steel gripper ring and NBR O-ring provide an instant leak proof connection
- Quick and easy installation, no crimp tools, adhesives or clamps required
- Fittings are removable and re-useable, the unique oval collet design provides an easy grip to assemble and disassemble without damage to tubing or fittings
- Light weight for easy handling at sites
- Excellent resistance to most organic compounds, industrial chemicals and gases
- Tubes supports are sold separately and are recommended for use with soft tubing and hot liquids.

**RATINGS:**

Max. Working Pressure @ Max. Working Temp.  
170PSI @ 34°F 100PSI @ 150°F  
1100kPa @ 1°C 700kPa @ 65°C



**APPLICATIONS:**

- POU installations, Water dispensing, Filtering systems, Food/Beverage service, Agricultural/Irrigation

SIZE	PART NO.	QUANTITY CTN	LIST PRICE	LIST PRICE-B		SIZE	PART NO.	QUANTITY CTN	LIST PRICE	LIST PRICE-B	
<b>COUPLINGS</b>						<b>ADAPTERS - TUBE OD x COMP</b>					
1/4	PQC-C04	10	300	3.70		1/4 x 1/4	PQC-FA0404CP	10	400	2.95	
3/8	PQC-C06	10	250	5.23							
3/8 x 1/4	PQC-C0604	10	250	4.83							
<b>ELBOWS</b>						<b>TEES</b>					
1/4	PQC-E04	10	300	3.70		1/4	PQC-T04	10	300	5.12	
3/8	PQC-E06	10	250	5.74		3/8	PQC-T06	10	250	6.25	
						3/8 x 3/8 x 1/4	PQC-T060604	10	250	5.83	
<b>ELBOWS - TUBE OD x MPT</b>						<b>SUPPLY VALVES</b>					
1/4 x 1/8	PQC-ME0402	10	300	3.30		1/4	PQCSVS-04	10	300	14.33	
1/4 x 1/4	PQC-ME0404	10	300	3.50		1/4 x 1/4	PQCSVS-0404M	10	300	14.43	
3/8 x 1/4	PQC-ME0604	10	250	4.63		3/8	PQCSVS-06	10	300	15.14	
3/8 x 3/8	PQC-ME0606	10	250	4.93							
<b>ADAPTERS - TUBE OD x FPT</b>						<b>LOCKING CLIP</b>					
1/4 x 1/4	PQC-FA0404	10	300	3.30		1/4	PQC-LC04	10	200	0.52	
						3/8	PQC-LC06	10	200	0.52	
<b>ADAPTERS - TUBE OD x MPT</b>						<b>TUBE SUPPORT</b>					
1/4 x 1/8	PQC-MA0402	10	300	3.30		1/4	PQC-TS04 *	10		0.59	
1/4 x 1/4	PQC-MA0404	10	300	3.30		3/8	PQC-TS06 *	10		0.60	
1/4 x 3/8	PQC-MA0406	10	300	3.30							
3/8 x 1/4	PQC-MA0604	10	250	4.73							
3/8 x 3/8	PQC-MA0606	10	250	4.93							
3/8 x 1/2	PQC-MA0608	10	250	5.23							

NOTE: \* It is only recommended to use a tube support with soft tubing and in hot liquid (150°F/65°C) applications





# BOSHART INDUSTRIES

Telephone: 1-519-595-4444 - Toll Free: 1-800-561-3164

Fax: 1-519-595-4380 - [www.boshart.com](http://www.boshart.com)

3-67

December 4/15

## TWISTLOC® FITTINGS

The twist and lock system combines push fit and compression fitting systems. They are designed for residential & commercial plumbing, and suitable for cold and hot potable water supply systems. **For use with potable water only.**

### FEATURES:

- All white fittings with color coded rings for easy recognition of size
- Easy verification of coupling (lock/unlock) status at a distance
- Removable and re-useable without damage to plumbing or fittings
- Light weight for easy handling at sites
- No risk of flame or fire from a blowtorch
- No corrosion or scale deposits
- Low heat diffusion ensures safe surface temperature
- No lead, non toxic
- For tube sizes 1/8" (0.250" O.D.) 1/4" (0.375" O.D.), 3/8" (0.500" O.D.) 1/2" (0.625" O.D.) 3/4" (0.875" O.D.), 1" (1.125" O.D.)
- Integral tube support for PEX installations.



### RATINGS:

Max. Working Pressure @ Max. Working Temp.  
 250PSI @ 73.4°F 150PSI @ 140°F 100PSI @ 180°F  
 1700kPa @ 23°C 1000kPa @ 60°C 690kPa @ 82.2°C



Fittings are tested and approved in accordance with:

- CSA B125.1-2005
- ASSE 1061-2006
- ASME A112.87.1
- NSF 14 & 61-G



SIZE	PART NO.	QUANTITY	LIST	PRICE-B
		CTN	CASE	

SIZE	PART NO.	QUANTITY	LIST	PRICE-B
		CTN	CASE	

### COUPLINGS

3/8	PTL-C03	10	150	8.38
1/2	PTL-C05	10	150	8.43
1/2 x 3/8	PTL-C0503	10	150	10.33
3/4	PTL-C07	10	100	11.54
3/4 x 1/2	PTL-C0705	10	100	12.95
1	PTL-C10	5	50	22.24
1 x 3/4	PTL-C1007	5	50	19.52



### TUBE SUPPORT

1/8	PTL-S01	25	500	0.59
1/4	PTL-S02	25	500	0.60
3/8	PTL-S03	25	500	0.60
1/2	PTL-S05	25	400	0.66
3/4	PTL-S07	25	400	0.74
1	PTL-S10	25	300	0.84



### SLIP/REPAIR COUPLINGS

1/2	PTL-SC05	5	50	17.68
3/4	PTL-SC07	5	50	25.61



### CAPS

1/2	PTL-CA05	10	150	7.13
3/4	PTL-CA07	10	100	8.74
1	PTL-CA10	5	50	11.56



### TEES

3/8	PTL-T03	10	50	10.23
1/2	PTL-T05	10	50	12.38
1/2 x 1/2 x 1/8	PTL-T050501	10	50	16.40
3/4	PTL-T07	10	50	16.26
3/4 x 1/2 x 1/2	PTL-T070505	10	50	17.89
3/4 x 3/4 x 1/2	PTL-T070705	10	50	18.92
1	PTL-T10	5	25	32.61
1 x 1 x 3/4	PTL-T101007	5	25	30.22



### ELBOWS

3/8	PTL-E03	10	100	9.31
1/2	PTL-E05	10	100	8.97
3/4	PTL-E07	10	50	12.85
3/4 x 1/2	PTL-E0705	10	50	12.15
1	PTL-E10	5	25	22.82



### SUPPLY VALVES - ANGLE

1/2 x 1/4	PTLSVA-0502	5	100	22.49
-----------	-------------	---	-----	-------



### ELBOW - CTS x GHT SWIVEL

1/2 x 3/4	PTL-FSEGH	5	100	13.50
-----------	-----------	---	-----	-------



### SUPPLY VALVES - STRAIGHT

3/8	PTLSVS-03	5	50	21.59
1/2	PTLSVS-05	5	50	24.67
1/2 x 1/8	PTLSVS-0501	5	50	24.16
3/4	PTLSVS-07	5	25	31.47



### ELBOW - CTS x MPT

1/2	PTL-ME05	10	100	8.91
-----	----------	----	-----	------



### DROP EAR ELBOW - CTS x FPT

1/2	PTL-DE05	10	100	14.89
-----	----------	----	-----	-------




### ADAPTERS - CTS x FPT

3/8 x 1/2	PTL-FA0305	10	100	8.43
1/2	PTL-FA05	10	100	10.31
1/2 x 3/4	PTL-FA0507	10	100	11.22
3/4	PTL-FA07	10	100	13.09
1	PTL-FA10	5	50	18.57



### TEE VALVE

1/2 x 1/8	PTLSCTV-0501	5	25	29.51
1/2 x 1/4	PTLSCTV-0502	5	25	31.95



### ADAPTERS - CTS x MPT

3/8 x 1/2	PTL-MA0305	10	100	8.42
1/2	PTL-MA05	10	150	8.94
1/2 x 3/4	PTL-MA0507	10	100	10.58
3/4	PTL-MA07	10	100	13.39
1	PTL-MA10	5	50	15.12



### VALVE ADAPTER - DUAL OUTLET

3/8 x 1/8	PTLVA-0301	5	50	19.24
3/8 x 1/4	PTLVA-0302	5	50	20.73
1/2 x 1/8	PTLVA-0501	5	50	21.40
1/2 x 1/4	PTLVA-0502	5	50	22.88







**NO LEAD BRASS PUSH FIT VALVES AND FITTINGS**

**APPLICATIONS:**

- Potable Water and Hydronic heating systems - approved for use for both underground and behind walls with/without access panels.
- New residential and commercial construction - a fast easy way to plumb jobs.
- Excellent for wet, hazardous and dry repairs of existing plumbing. Excellent for wet repairs where a system is hard to drain making soldering difficult with no drying time required, a safe method to repair piping in hard to access situations where open flame could be a fire hazard for soldering.

**FEATURES:**

- Connects Copper, CPVC and PEX pipe in any combination.
- For tube sizes 1/2" (0.625" O.D.) 3/4" (0.875" O.D.), 1" (1.125" O.D.)
- Full fluid flow (without stiffener inserts).
- Fittings can be rotated after assembly for easier installation in tight spaces - No tools required.
- No soldering, flux, clamps, unions or glue.
- High quality materials including Stainless Steel Gripper ring and EPDM O-ring.
- Integral tube support for PEX installations.
- Easy to disconnect if needed by using a special disconnect tool.

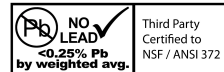
**RATINGS:**

Max. Working Pressure @ Max. Working Temp.  
200 PSI @ 200°F - Water  
1378kPa @ 93°C - Water



Fittings are tested and approved in accordance with:

ASSE 1061-2006  
NSF 61 & 372



Third Party Certified to NSF / ANSI 372



SIZE	PART NO.	QUANTITY CTN	LIST CASE PRICE-B
------	----------	--------------	-------------------

SIZE	PART NO.	QUANTITY CTN	LIST CASE PRICE-B
------	----------	--------------	-------------------

**FULL PORT BALL VALVES**

1/2	082PF-05NL	10	120	19.11
3/4	082PF-07NL	10	60	29.24
1	082PF-10NL	6	30	46.75



**ELBOWS - CTS x FPT**

1/2	BPF-FE05NL	12	120	10.58
3/4	BPF-FE07NL	6	60	14.75



**FULL PORT BALL VALVES W/DRAIN**

1/2	082PF-05WDNL	10	120	21.33
3/4	082PF-07WDNL	10	60	32.35
1	082PF-10WDNL	6	30	49.86



**ELBOWS - CTS x MPT**

1/2	BPF-ME05NL	12	120	9.15
3/4	BPF-ME07NL	6	60	15.02



**COUPLINGS**

3/8	BPF-C03NL	12	120	7.02
1/2	BPF-C05NL	12	120	7.29
1/2 x 3/8	BPF-C0503NL	12	120	7.55
3/4	BPF-C07NL	6	60	9.69
3/4 x 1/2	BPF-C0705NL	6	60	9.42
1	BPF-C10NL	6	30	19.38
1 x 3/4	BPF-C1007NL	6	30	18.04



**ADAPTERS - CTS x FPT**

3/8	BPF-FA03NL	12	120	6.40
1/2	BPF-FA05NL	12	120	6.93
1/2 x 3/4	BPF-FA0507NL	6	60	10.49
3/4	BPF-FA07NL	6	60	10.58
1	BPF-FA10NL	6	30	17.06



**POLY-BUTYLENE CONVERSION COUPLINGS**

1/2	BPF-PBC05NL	12	120	7.47
3/4	BPF-PBC07NL	12	120	9.95



**ADAPTERS - CTS x MPT**

3/8	BPF-MA03NL	12	120	6.22
1/2	BPF-MA05NL	12	120	6.84
1/2 x 3/4	BPF-MA0507NL	6	60	9.95
3/4	BPF-MA07NL	6	60	10.04
1	BPF-MA10NL	6	30	18.13



**TEST CAPS**

1/2	BPF-CA05NL	12	120	4.62
3/4	BPF-CA07NL	6	60	6.93
1	BPF-CA10NL	6	30	11.38



**TEES**

3/8	BPF-T03NL	12	60	11.64
1/2	BPF-T05NL	12	60	14.75
3/4	BPF-T07NL	12	60	21.78
3/4 x 1/2 x 1/2	BPF-T070505NL	12	60	19.46
3/4 x 1/2 x 3/4	BPF-T070507NL	12	60	22.04
3/4 x 3/4 x 1/2	BPF-T070705NL	12	60	22.04
1	BPF-T10NL	6	30	37.77
1 x 1 x 3/4	BPF-T101007NL	6	30	35.37



**DROP EAR ELBOWS - CTS x FPT**

1/2	BPF-DE05NL	12	120	12.98
3/4 x 1/2	BPF-DE0705NL	6	60	15.38



**ELBOWS**

3/8	BPF-E03NL	12	120	9.07
1/2	BPF-E05NL	12	120	10.13
3/4	BPF-E07NL	6	60	14.31
3/4 x 1/2	BPF-E0705NL	6	60	14.13
1	BPF-E10NL	6	30	28.26



**TUBE SUPPORT**

1/2	BPF-S05	10	500	0.30
3/4	BPF-S07	10	500	0.37
1	BPF-S10	10	200	0.59



**DISCONNECT TOOLS**

1/2	BPF-D05	10	500	0.18
3/4	BPF-D07	10	500	0.28
1	BPF-D10	10	200	0.46



# BOSHART INDUSTRIES






Telephone: 1-519-595-4444 - Toll Free: 1-800-561-3164

Fax: 1-519-595-4380 - [www.boshart.com](http://www.boshart.com)

3-69

August 1/18

## NO LEAD BRASS PUSH FIT VALVES AND FITTINGS (cont'd)

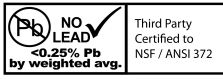
SIZE	PART NO.	QUANTITY CTN	LIST CASE	PRICE-B		SIZE	PART NO.	QUANTITY CTN	LIST CASE	PRICE-B	
<b>STRAIGHT SUPPLY (STOP) VALVES - 1/4 TURN</b>						<b>FLEXIBLE REPAIR COUPLINGS - CTS x CTS</b>					
1/2	08SVS-05PFNL	20	240	13.78		<ul style="list-style-type: none"> <li>Flexible 12" braided stainless steel EPDM hose</li> </ul>					
						1/2	BPF-FRC05NL	5	25	25.33	
						3/4	BPF-FRC07NL	5	25	29.69	
<b>ANGLE SUPPLY (STOP) VALVES - 1/4 TURN</b>						<b>WATER CONNECTORS - CTS x FPT</b>					
1/2	08SVA-05PFNL	20	240	14.13		<ul style="list-style-type: none"> <li>Flexible 18" braided stainless steel EPDM hose</li> <li>Female threaded swivel nut on one end for easy connection to water appliances or faucets with a male NPT connection</li> </ul>					
1/2	08SVA-05PF02CPNL	20	240	14.40			1/2	BPF-WC05-18	5	25	25.51
						1/2 x 3/4	BPF-WHC0507-18	5	25	27.11	
						3/4	BPF-WHC07-18	5	25	29.06	
<b>TEE SUPPLY (STOP) VALVES - 1/4 TURN</b>						<b>WATER CONNECTORS W/VALVE - CTS x FPT</b>					
1/2	08SVT-05PFNL	10	120	17.42		<ul style="list-style-type: none"> <li>Flexible 18" braided stainless steel EPDM hose</li> <li>Female threaded swivel nut on one end for easy connection to water appliances or faucets with a male NPT connection</li> </ul>					
1/2	08SVT-05PF02CPNL	10	120	17.15			1/2 x 3/4	BPF-WHCV0507-18	5	25	41.60
						3/4	BPF-WHCV07-18	5	25	53.24	
<b>REPAIR COUPLINGS</b>											
1/2	BPF-SC05NL	2	60	14.31							
3/4	BPF-SC07NL	2	30	21.42							

# BOSHART INDUSTRIES

Telephone: 1-519-595-4444 - Toll Free: 1-800-561-3164

Fax: 1-519-595-4380 - [www.boshart.com](http://www.boshart.com)

3-70



# BOSHART INDUSTRIES

Telephone: 1-519-595-4444 - Toll Free: 1-800-561-3164

Fax: 1-519-595-4380 - [www.boshart.com](http://www.boshart.com)

3-71

March 5/18

## POLY-ALLOY CRIMP PEX FITTINGS

### FEATURES:




- Designed for use in ASTM F2159 PEX cold and hot water distribution systems
- For use with SDR9 PEX tubing utilizing a crimp ring system
- Poly-Alloy material provides resistance to chemicals and in corrosive/aggressive water conditions
- Integral locating tabs to ensure tubing and fitting are installed properly and eliminates faulty crimp connections

### SPECIFICATIONS:

- Max Pressure Rating: 100 PSI
- Max Temperature Rating: 180°F (82°C)
- Solvay Acudel®PPSU Polyphenylsulfone Polymer

### CERTIFICATIONS:

- cUPC Standard ASTM F877 / F2159 & CSA B137.5 Certified
- NSF/ANSI Standard 14 & 372 Certified
- Material complies with NSF/ANSI Standard 61

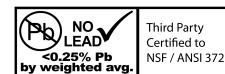
SIZE	PART NO.	QUANTITY CTN	LIST CASE	PRICE-A		SIZE	PART NO.	QUANTITY CTN	LIST CASE	PRICE-A	
<b>COUPLINGS</b>						<b>MALE ADAPTERS - PEX x MPT</b>					
1/2	710P-C05	25	750	0.57		1/2	710P-MA05	25	450	1.17	
3/4	710P-C07	25	300	0.96		1/2 x 3/4	710P-MA0507	25	300	1.45	
3/4 x 1/2	710P-C0705	25	500	0.70		3/4	710P-MA07	25	250	1.68	
1	710P-C10	10	200	2.24		3/4 x 1/2	710P-MA0705	25	300	1.53	
1 x 1/2	710P-C1005	10	200	1.86		1	710P-MA10	10	140	3.08	
1 x 3/4	710P-C1007	10	200	1.92							
<b>ELBOWS</b>						<b>PLUGS</b>					
1/2	710P-E05	25	600	0.79		1/2	710P-P05	25	1000	0.69	
3/4	710P-E07	25	250	1.48		3/4	710P-P07	25	750	0.82	
3/4 x 1/2	710P-E0705	25	200	1.24		1	710P-P10	25	500	1.59	
1	710P-E10	10	160	3.25							
<b>SWIVEL FEMALE ELBOW - PEX x FPT</b>						<b>TEES</b>					
1/2	710P-FE05S	25	250	2.14		1/2	710P-T05	25	300	1.14	
<b>WINGNUT SWIVEL FEMALE ELBOW - PEX x FPT</b>						1/2 x 1/2 x 3/4	710P-T050507	25	300	1.49	
1/2	710P-FE05SW	25	250	2.14	3/4	710P-T07	25	200	1.96		
<b>MALE ELBOWS - PEX x MPT</b>						3/4 x 1/2 x 1/2	710P-T070505	25	300	1.44	
1/2	710P-ME05	25	300	1.41	3/4 x 1/2 x 3/4	710P-T070507	25	250	1.68		
3/4	710P-ME07	25	200	1.96	3/4 x 3/4 x 1/2	710P-T070705	25	250	1.52		
3/4 x 1/2	710P-ME0705	25	200	1.49	3/4 x 3/4 x 1	710P-T070710	10	100	2.97		
<b>SWIVEL FEMALE ADAPTERS - PEX x FPT</b>						1	710P-T10	10	100	4.69	
1/2	710P-FA05S	25	400	1.66	1 x 3/4 x 3/4	710P-T100707	10	100	3.96		
3/4	710P-FA07S	25	200	2.05	1 x 3/4 x 1	710P-T100710	10	100	4.40		
					1 x 1 x 1/2	710P-T101005	10	100	3.96		
					1 x 1 x 3/4	710P-T101007	10	100	3.96		
<b>MALE TEE</b>						1/2	710P-MT05	10	180	1.51	

# BOSHART INDUSTRIES

Telephone: 1-519-595-4444 - Toll Free: 1-800-561-3164

Fax: 1-519-595-4380 - [www.boshart.com](http://www.boshart.com)

3-72  
May 30/18



## POLY-ALLOY COLD EXPANSION PEX FITTINGS

### FEATURES:





- Designed for use in ASTM F1960 Cold Expansion PEX cold and hot water distribution systems
- For use with SDR9 PEX tubing utilizing a PEX expansion ring system
- Larger internal diameter in the fittings providing maximum water flow
- Poly-Alloy material provides resistance to chemicals and in corrosive/aggressive water conditions
- Integral locating tabs to ensure tubing and fitting are installed properly and eliminates faulty connections
- No crimp, expansion connection method provides a positive and leak free connection

### SPECIFICATIONS:

- Max Pressure Rating: 100 PSI
- Max Temperature Rating: 180°F (82°C)
- Solvay Acudel®/PPSU Polyphenylsulfone Polymer

### CERTIFICATIONS:

- cUPC Standard ASTM F877 / F1960 & CSA B137.5 Certified
- NSF/ANSI Standard 14 & 372 Certified
- Material complies with NSF/ANSI Standard 61

SIZE	PART NO.	QUANTITY CTN	LIST CASE	LIST PRICE-A		SIZE	PART NO.	QUANTITY CTN	LIST CASE	LIST PRICE-A	
<b>COUPLINGS</b>						<b>PLUGS</b>					
1/2	710CEP-C05	25	500	1.07		1/2	710CEP-P05	25	750	0.96	
3/4	710CEP-C07	25	250	1.67		3/4	710CEP-P07	25	500	1.33	
3/4 x 1/2	710CEP-C0705	25	300	1.51		1	710CEP-P10	10	180	2.21	
1	710CEP-C10	10	100	3.20		<b>TEES</b>					
1 x 3/4	710CEP-C1007	10	100	3.32		1/2	710CEP-T05	25	250	1.80	
<b>ELBOWS</b>						1/2 x 1/2 x 3/4	710CEP-T050507	25	200	2.38	
1/2	710CEP-E05	25	300	1.42	3/4	710CEP-T07	25	100	3.20		
3/4	710CEP-E07	25	150	2.34	3/4 x 1/2 x 1/2	710CEP-T070505	25	100	2.86		
1	710CEP-E10	10	60	4.95	3/4 x 1/2 x 3/4	710CEP-T070507	25	100	2.86		
<b>SWIVEL FEMALE ELBOW - PEX x FPT</b>						3/4 x 3/4 x 1/2	710CEP-T070705	25	100	2.86	
1/2	710CEP-FE05S	25	250	2.75	1	710CEP-T10	10	60	6.46		
<b>MALE ELBOWS - PEX x MPT</b>						1 x 3/4 x 3/4	710CEP-T100707	10	60	6.00	
1/2	710CEP-ME05	25	300	3.40	1 x 3/4 x 1	710CEP-T100710	10	60	7.22		
<b>SWIVEL FEMALE ADAPTERS - PEX x FPT</b>						1 x 1 x 1/2	710CEP-T101005	10	60	6.11	
1/2	710CEP-FA05S	25	300	2.36	1 x 1 x 3/4	710CEP-T101007	10	60	7.16		
<b>MALE ADAPTERS - PEX x MPT</b>						<b>COPPER CRIMP RINGS</b>					
1/2	710CEP-MA05	25	375	1.48	1/2	720P-CR05	100	1000	0.29		
1/2 x 3/4	710CEP-MA0507	25	250	1.72	3/4	720P-CR07	100	500	0.40		
3/4	710CEP-MA07	25	200	2.44	1	720P-CR10	50	250	0.51		
1	710CEP-MA10	10	100	4.66							