

Plumbing Products 2016 EDITION



NCI
NCI CANADA INC.



Abbreviations and Terms

BLV:	Ball Valve	PSI:	Pounds Per Square Inch
BFV:	Butterfly Valve	RF. FLG.:	Raised Face Flange
BRZ.:	Bronze	SB:	Screw-in Bonnet
B.W.:	Butt-weld	SPEC:	Specification
C.I.	Cast Iron (Gray Iron)	SS.:	Stainless Steel
COP.:	Copper	STD:	Standard
CS.:	Carbon Steel	S.W.	Socket-weld
CWP:	Cold Working Pressure	SWP:	Steam Working Pressure
D.I.:	Ductile Iron	Temp:	Temperature
°F:	Degree Fahrenheit	Thrd:	Threaded
FF. FLG.:	Flat Face Flange	UB:	Union Bonnet
NRS:	Non-Rising Stem	WOG:	Water-Oil-Gas Service
OD:	Outside Diameter	WWP:	Water Working Pressure
OS&Y:	Outside Screw and York		

Pressure and Temperature Rating

A105 (A216 WCB Carbon Steel)						
Temperature (°F)	Working Pressure in PSIG by Class					
	150	300	600	900	1500	2500
-20 to 100	285	740	1480	2220	3705	6170
200	260	675	1350	2025	3375	5625
300	230	655	1315	1970	3280	5470
400	200	635	1270	1900	3170	5280
500	170	600	1200	1795	2995	4990
600	140	550	1095	1640	2735	4560
650	125	535	1075	1610	2685	4475
700	110	535	1065	1600	2665	4440
750	95	505	1010	1510	2520	4200
800	80	410	825	1235	2060	3430
850	65	270	535	805	1340	2230
900	50	170	345	515	860	1430
950	35	105	205	310	515	860
1000	20	50	105	155	260	430

Table from ANSI B16.34















ASTM B62 & B61 Bronze Alloy				
Temperature (°F)	Pressure Class by Material & End Style			
	ASTM B62		ASTM B61	
	125 ^{2,3}	150 ³	200 ³	300 ³
	Thread	Thread	Thread	Thread
-20 to 100	200	300	400	600
200	185	270	375	560
250	170	240	350	525
300	155	210	325	490
350	140	180	300	450
400	--	--	275	410
406	125 ¹	150 ¹	--	--
450	120	145	250	375
500	--	--	225	340
550	--	--	200	300

Table from MSS SP-80

- Some Codes (i.e. ASME BPVC, Section 1) limit the rating temperature of indicated material to 406°F
- Buna-N disc valves limited to 180°F temperature
- PTFE disc valves limited to 450°F temperature
- The Pressure & temperature ratings of Solder end valves vary with the solder & the size

Note:
Neither NCI or its affiliated entities assumes responsibility for the selection, use and maintenance of any product. Responsibility for the selection, use, and maintenance of any listed product remains with the purchaser and end-user.

Associations, Institutes and Approval Bodies

ANSI.....		American National Standards Institute
ASME....		American Society of Mechanical Engineering
API.....		American Petroleum Institute
ASTM....		American Society for Testing Material
AWWA...		American Water Works Association
CSA.....		Canadian Standard Association
FM.....		Factory Mutual Fire Insurance Companies
MSS.....		Manufacturers Standardization Society of the Valve and Fittings Industry
NACE....		The National Association of Corrosion Engineers
NFPA		National Fire Protection Association
NSF		NSF/ANSI 61 Standard 61 for Portable Water Service
UL.....		Underwriters' Laboratories Inc.
ULC.....		Underwriters' Laboratories of Canada
UPC.....		IAPMO R&T Certification

A182 - F316 (A351 CF8M & CF3M Stainless Steel)						
Temperature (°F)	Working Pressure in PSIG by Class					
	150	300	600	900	1500	2500
-20 to 100	275	742	1440	2160	3600	6000
200	240	620	1240	1860	3095	5160
300	215	560	1120	1680	2795	4666
400	195	515	1030	1540	2570	4280
500	170	480	955	1435	2390	3980
600	140	450	905	1355	2255	3760
650	125	445	890	1330	2220	3700
700	110	430	865	1295	2160	3600
750	95	425	845	1270	2110	3520
800	80	415	830	1245	2075	3460
850	65	405	810	1215	2030	3320
900	50	395	790	1180	1970	3280
950	35	385	775	1160	1930	3220
1000	20	365	720	1090	1820	3030

Table from ANSI B16.34

Cast Iron & Ductile Iron						
Temperature ¹ (°F)	Pressure Class by Material & Valve Size					
	Cast Iron			Ductile Iron		
	Class 125		Class 250	Class 150		Class 150
	2"-12"	14"-24"	30"-48"	2"-12"	14"-24"	2"-12"
-20 to 100	200	150	150	500	300	285
150	200	150	--	500	300	243
200	190	135	115	460	280	235
225	180	130	100	440	270	--
250	175	125	85	415	260	225
275	170	120	65	395	250	--
300	165	110	50	375	240	215
325	155	105		355	230	--
350	150	100		335	220	210
375	145			315	210	--
400	140			290	200	200
425	130			270		--
450*	125			250		185
500						170
550						155
600						140
650						125

The temperature shown for the corresponding rating shall be the material temperature of the pressure rating parts. It shall be assumed that the metal temperature will be the temperature of the contained fluid. Use of a pressure rating at a metal temperature other than that of the contained fluid shall be the responsibility of the user.

1. Buna-N disc valves limited to 180 °F or PTFE disc valves limited to 450°F;

* Maximum temperature for bronze trim or PTFE



YOUR SINGLE SOURCE SOLUTION

NCI Canada Inc. is a Canadian National master distributor of high quality valves, fittings, pipes and related products serving residential, commercial and industrial construction, fire protection and irrigation markets through wholesale, retail and OEM channels.

ABS DWV Fittings	1 - 2
Flexible Pipe and Hose Connectors	3
PVC Schedule 40	4
Bronze Fittings, Brass & Steel Nipples	5
Brass & Bronze Ball Valves	6
Bronze Gate, Globe & Check Valves	7 - 8

ABS Elbows



90° Closet Elbow
(Hub x Hub)
LN329
4x3



90° Elbow SR
(Hub x Hub)
LN300-S
LN300S
1 1/2 TO 4"



90° Elbow
Long Turn Hub x Hub
LN300
1-1/4" TO 6"



90° Street Elbow
Hub x Spg
LN302
1-1/2" TO 4"



90° Street Elbow
Long Turn Hub x Spg
LN302
1-1/4" TO 4L"



90° Elbow
Long Sweep Hub x Hub
LN304
1-1/2" TO 3"

ABS Elbows



60° Elbow
(Hub x Hub)
LN319
1-1/2" TO 3"



45° Elbow SR
(Hub x Hub)
LN321S
1/2" TO 4"



45° Elbow
Long Turn (Hub x Hub)
LN321
1-1/4" TO 6"



45° Street Elbow SR
(Hub x Spg)
LN323S
1-1/2" TO 4"



45° Street Elbow
Long Turn (Hub x Spg)
LN323
1-1/4" TO 4"



22 - 1/2° Elbow
(Hub x Hub)
LN324
1-1/2" TO 4"

ABS Adapters, Trap Adapters, Cleanout Adapters



Female Adapter
(Hub x FIPT)
LN101
1-1/4" TO 4"



Female Adapter
(Spg x FIPT)
LN105
1-1/2" TO 4"



Trap Adapter
(SPG x SJ)
LN103P
1-1/4"
1-1/2"
1-1/2" X 1-1/4"



Trap Adapter
(Hub x SJ)
LN104P
1-1/4"
1-1/2"
1-1/2" X 1-1/4"



Cleanout Adapter
(Spg x Cleanout)
LN105X
1-1/2" TO 4"



Flush Adapter
(Spg x FIPT)
LN108
1-1/2" - 1/2"
1-1/2" - 3/4"

ABS Adapters & Caps



Male Adapter
(Hub X MIPT)
LN109
1-1/2" TO 4"



Male Adapter
(Spg x MIPT)
LN111
1-1/2"



Sewer & Drain Adapter
(Hub x Hub)
LN117
3X4"



ABS to Copper Adapter
(Hub x SJ)
LN120
1-1/2" X 1-1/4"
1-1/2"



CAP HUB
LN116
1-1/4" TO 6"

ABS P-Traps, Unions



P-Trap
(Hub x Hub)
LN706X
1-1/2" TO 4"



P-Trap
(Hub x Hub x Cleanout)
LN707X
1-1/2" TO 2"



Union P-Trap
(Hub x Hub)
LN708P
1-1/4" TO 2"



Union P-Trap
(Hub x Hub x Cleanout)
LN712
1-1/2"

ABS Flange



Closet Flange
(Hub)
LN800
4" X 3"
3"



Closet Flange-W
(Threaded Test Plug)
Hub
LN800T-422
4" X 3"



OFFSET ADJUST
CLOSET FLANGE
LN822
4" X 3"



Adjust Closet Flange
(HUB)
LN810
4" X 3"



Adjust Closet Flange
SPG
LN812P
4" X 3"

ABS Wyes & Tees



Wye
(All Hub)
LN600
1-1/2" - 6"
LN601
2 X 1-1/2" X 1-1/2"
TO 6 X 6 X 4"



Street Wye
(Spg x Hub x Hub)
LN602
3"



Double Wye
(All Hub)
LN611
1-1/2" - 4"
LN612
3X3X2X2 TO
4X4X3X3



Dishwasher Wye
(Hub)
LN601
1-1/2" - 1-1/2" X 1/2"



Sanitary Tee
(Hub x Hub x Hub)
LN400-1-1/4" - 4"
LN401
2 X 1-1/2" X 1-1/2"
4" X 4" X 3"



Street Sanitary Tee
(Spg x Hub x Hub)
LN404-337
3 x 3 x 1 1/2"

ABS Tees



Double Sanitary Tee
All Hub
LN428-1-1/2"
LN429
2 x 2 x 1 1/2" x 1 1/2"
3 x 3 x 1 1/2" x 1 1/2"
3 x 3 x 2 x 2



Test Tee
(Hub x Hub x Cleanout)
LN444-X
1-1/2" - 4" TO
4 X 3 X 4"



Coupling
(Hub x Hub)
LN100
1-1/4" TO 6"



Reducing Coupling
(Hub x Hub)
LN102
1-1/2" X 1 1/4"
4 x 2 - 4" X 3"



Plug with Gasket
LN106R
1-1/2" TO 4"

Couplings, Reducing Couplings, Plugs

Flexible Pipe and Hose Connectors



TC15 to TC-4 Flexible
Pipe Cap
1 1/2" to 6"



FC56
Flexible Coupling
1-1/4" x 10"



FC56
Flexible Coupling
1-1/2" x 1-1/4"
to 10"x 8"



FQL 150
Flexible Elbow
1 1/2" to 4"



FQT 150
Flexible Tee
1 1/2" to 4"



NHC
No Hub coupling
1 1/2" to 4"



PC00
Shielded Coupling
Connects Cast Iron,
Plastic or Steel to
plastic, Steel or XHCI
1 1/2" to 8"

PC01
Shielded Coupling
Connects Cast Iron,
Plastic or Steel to
Copper
1 1/2" to 8"



SF100
Flange Repair Kit
SF-125



FT-150
Flexible J bend
1 1/4" or 1 1/2"



DTC-150 Drain & Trap
Connector
1 1/2" x 1 1/2"
1 1/2" x 1 1/4"



TC-150 Tubular Drain
Connector



DWC-100 Dishwasher
Drain Connector

Pipe Insulation



IMCO Pipe Insulation
114DT - 114ET
118CT - 118CU
12BT - 12CT - 12ET
138BT - 138CT - 114ET



PVC-Sch40 Elbows



406:
PVC Sch40 900
Elbow



407:
PVC Sch40 900
Reducing Elbow



408:
PVC Sch40 900
Elbow



409:
PVC Sch40 900
Street Elbow



410:
PVC Sch40
900 Street
Elbow



411:
PVC Sch40 900
Street Elbow

PVC-Sch40 Tees



412:
PVC Sch40 900
Street Elbow



417:
PVC Sch40 450
Elbow



413:
PVC Sch40 900
Elbow with Side
Outlet



401:
PVC Sch40 Tee



402:
PVC Sch40 Tee



405:
PVC Sch40 Tee

PVC-Sch40 Adapters & Unions



435:
PVC Sch40
Female Fitting
Adapter



478:
PVC Sch40
Female Fitting
Adapter



436:
PVC Sch40 Male
Adapter



433:
PVC Sch40
Male Fitting
Adapter



436R:
PVC Sch40 Reducing
Male Fitting Adapter



457:
PVC Sch40
Union

PVC-Sch40 Bushings & Couplings



437:
PVC Sch40 Reducer
Bushing
(SPG x SLIP)



438:
PVC Sch40 Reducer
Bushing
(SPG x FIPT)



439:
PVC Sch40
Reducer Bushing
(MIPT x FIPT)



477:
PVC Sch40
Nested
Coupling



429: PVC
Sch40
Coupling



420:
PVC Sch40
Cross

PVC-Sch40 Caps & Plugs



447:
PVC Sch40
Cap



449:
PVC Sch40 Plug



450:
PVC Sch40 Plug



434:
PVC Sch40 Riser
Extender

Bronze Couplings, Bushings & Plugs (Regular & Lead Free)



Coupling
125#



Reducing Coupling
125#



Hex Bushing
125#



Square Head Plug
125#



Counter Sunk Square
Plug
125#

Bronze Elbows & Tees (Regular & Lead Free)



90° Elbow
125#



90° Reducing Elbow
125#



90° Street Elbow
125#



45° Elbow
125#



45° Street Elbow
125#



Tee
125#

Bronze Tees, Reducing Tee, Cap & Unions (Regular & Lead Free)



Bull Head Tee
125#



Reducing Tee
125#



Cross
125#



Cap
125#



Union
125#

Bronze Flanges (Regular & Lead Free)



Floor Flange



Threaded Flange
150#



Blind Flange
150#



Lock Nut
125#

Brass Nipples (Lead Free)



Sch. 40 Brass Nipples



Sch. 40 Brass Single Run
Assortments

Steel Nipples



Sch.40 CS Pipe Nipples
Black / Galvanized



Sch.80 CS Pipe Nipples
Threaded x Threaded



XXH CS Pipe Nipple
Threaded x Threaded



Sch.40 CS Single Run
Assortments
Black / Galvanized



Sch.40 Tote
Assortments
Black / Galvanized

Brass Ball Valves



2 PC Brass Ball Valve
FP600
600 CWP, Size 1/4" to 2"
400 CWP, Size 2 1/2" to 4"
Threaded or Solder



2 PC Brass Ball Valve
FP601 Double O Ring
600 CWP, Size 1/4" to 2"
Threaded or Solder



SFP600-LF TFP600-LF
2 PC Brass Ball Valve
FP600 LF LEAD FREE
600 CWP, Size 1/4" to 2"
400 CWP, Size 2 1/2" to 4"
Threaded or Solder



SFP601SS TFP601SS
2 PC Brass Ball Valve, 316SS Ball and Stem
SFP/TFP-601SS full port, Size 1/4" to 2"
Solder Or Threaded

Gas Ball Valves



Brass Gas Ball Valve
GBV11T
FNPT x FNPT
3/8" - 1"



Brass Gas Ball Valve
GBV31T
FNPT X FLARE
3/8" X 1/2"



Brass Gas Ball Valve
GBV32T
MNPT X FLARE
3/8" X 1/2"



Brass Gas Ball Valve
GBV33T
FLARE X FLARE
1/2" x 5/8"



Gas MINI Ball Valve
GBQ11L
FNPT x FNPT
1/8" - 1/4"



Gas MINI Ball Valve
GBQ12 L
MPT x FPT
1/8" - 1/4"

Bronze 3 Piece Ball Valves



3 PC BRZ Ball Valve
SS or Chrome Plated Ball
T OR S -FP630
FULL PORT, SIZE 1/4" to 2"
Threaded or Solder



3 PC Bronze Ball Valve
T or S-590--Y/T or S-590-Y-66
Size 1/4" to 3" or T -595--Y
Size 1/4" to 2 1/2"
Conventional ort,
Threaded or Solder



3 PC Bronze Ball Valve
T -595--Y - UL
LP GAS, FULL PORT
Size 1/4" to 2"
Threaded



3 PC Bronze Ball Valve
G590-Y/G-590-Y-66
Conventional ort
Size 1 1/2" to 2 1/2"
Grooved

Bronze 2 Piece Ball Valves



2 PC BRZ BLV
SS or Chrome Plated Ball
T OR S - FP620/ (T OR S FP620 SS)
Size 1/4" to 3"
Threaded or Solder



2 PC BRZ UL/LP GAS BLV
T 580-70 UL - 1 1/4" to 3"
T585-70 UL- 1/4" to 1"
Threaded



2 PC BRZ Hose &
Chain End Ball Valve
T OR S -FP620 HC
1/2" to 3/4"
Threaded or Solder



BRZ 3 WAY BALL VALVE
T OR S - FP620-W3
SIZE 1/2" to 2"
Threaded or Solder

Bronze Gate Valves



T/S-111 (T/S-113)
Rising (N.R) Stem Gate Valve
Class 125 BRZ Body, Screwed-In
Bonnet, Solid Wedge,
Size 1/4" to 3"
Threaded or Solder



T-131 (T-133)
Rising (N.R) Stem Gate Valve
Class 150 BRZ Body
Screwed-In Bonnet, Solid Wedge
Size 1/4" to 3",
Threaded



T/S-134 Rising Stem Gate Valve
Class 150 BRZ Body, Union Bon-
net Solid Wedge, Integral Seat
Size 1/4" to 3",
Threaded or Solder



T/S-136 N.R. Stem Gate Valve
Class 150 BRZ Body, Union Bonnet
Solid or Split Wedge, Integral Seat
Size 1/4" to 3",
Threaded or Solder

Bronze Gate Valves



T-156A RISING STEM
Gate Valve, Class 200 BRZ Body, Union Bonnet
Solid Alloy Wedge, Size 1/4" to 2"
Threaded



T-174SS RISING STEM
Gate Valve BRZ Body, Union Bonnet Solid BRZ
Alloy Wedge, or SS Size 1/4" to 2"
Threaded



T-176SS A.N.R. Stem Gate Valve
BRZ Body, Union Bonnet Solid BRZ or Alloy Wedge,
BRZ or SS Seat. Size 1/4" to 2"
Threaded

Bronze Globe Valves



T/S-211 B/Y Globe Valve
Class 125 BRZ Body, Screwed-In Bonnet,
Bronze or TFE Disc
Size 1/8" to 3",
Threaded or Solder



T/S-235Y Globe Valve
Class 150 BRZ Body, Union Bonnet TFE
Disc, Integral Seat
Size 1/8" to 3",
Threaded or Solder



T-275-B/Y Globe Valve
Class 300 BRZ Body, Union Bonnet
BRZ or TFE Disc & Bronze Seat
Size 1/8" to 3",
Threaded or Solder

Bronze Globe Valves



T-275-AP Globe Valve
Class 300 BRZ Body, Union Bonnet
Stainless Steel Disc & Seat
Size 1/4" to 3",
Threaded or Solder



T/S 311 Angle Valve
Class 125 BRZ body, Screwed in Bonnet, TFE
Disc, Integral Seat
Size 1/4" to 3"
Threaded



T/S 315Y Angle Valve
Class 150 BRZ body, Union Bonnet,
TFE Disc, Integral Seat
Size 1/8" to 3"
Threaded

Bronze Check Valves



T/S-413-B/Y/W/V Swing Check
Class 125 Bronze Body
TFE, Buna-N or Viton Disc
Size 1/2" to 2",
Threaded or Solder



T/S-433-B/Y (S-433-B) Swing Check
Class 150 Bronze Body
Bronze or TFE Disc,
Size 1/2" to 3" (4")
Threaded or Solder



T/S-473-B/Y Swing Check
Class 300 Bronze Body
Bronze or TFE Disc
Size 1/4" to 2",
Threaded or Solder



T/S-480-Y Lift Check Valve
Class 125 Bronze Body
Buna-N or TFE Disc
Size 3/8" to 2",
Threaded or Solder

QUALITY PRODUCTS BY NCI Canada

INDUSTRIAL VALVES

- Brass and Bronze Ball Valves
- High Performance Carbon/Stainless Steel Ball Valves
- Bronze & Iron Gate, Globe and Check Valves
- Cast & Forged Steel Gate, Globe and Check Valves
- Butterfly Valves
- Fire Protection Valves
- Bronze, Iron and Steel Strainers



FIRE PROTECTION VALVES

- ACR Copper Fittings
- Copper Press System Fittings & Valves
- Threaded Bronze Fittings
- Brass Nipples
- H.P. Sch 40/80/XXH Seamless Steel Nipples
- H.P. Sch 40 Welded Steel Nipples



METAL FITTINGS

- ACR Copper Fittings
- Copper Press System Fittings & Valves
- Threaded Bronze Fittings
- Brass Nipples
- H.P. Sch 40/80/XXH Seamless Steel Nipples
- H.P. Sch 40 Welded Steel Nipples



PLASTIC FITTINGS

- ABS-DWV Fittings
- CPVC-CTS FGG PVF
- PVC Sch40 White Fittings & Valves



GROOVED FITTINGS

- Flexible & Rigid Couplings
- Reducing Couplings
- Hinged Flange Adapters
- Standard Radius Fittings & Flange Adapters
- Short Radius 90s & Tees
- Standard Radius 90s & Tees
- Mechanical Tees
- U-Bolt Strap Tees
- Concentric Reducers



THERMOPLASTIC (CHEMTROL PVF)

- PVC Sch80 Valves & Fittings
- CPVC Sch80 Pipe, Valves & Fittings
- PP Sch80 (Black & Natural) PVF
- PVDF Sch80 (Red & Natural) PVF



PLUMBING VALVES

- Gas Ball Valves
- Boiler Drain Valves
- Stop and Waste Valves



INSULATION

- Pipe Insulation (Ontario, Québec, Atlantic)

HEAD OFFICE & WAREHOUSE - 2305 Wyecroft Rd Oakville, ON. L6L 6R2 Phone: 905.727.5545 - 1.800.268.3509 Fax: 905.727.4088

WESTERN WAREHOUSE 17136-56 AV NW - Edmonton Alberta - T6B 1E4 - Phone : 780-484-0577

www.ncicanada.com