



**MISSION**<sup>™</sup>  
RUBBER COMPANY



**UNDERGROUND**  
COUPLINGS | LATERAL CONNECTIONS | HYDROSTATIC TESTING FOR CLAY, PLASTIC & OTHER PIPES / ACCESSORIES

**connected, for good**<sup>™</sup>

800.854.9991 | [missionrubber.com](http://missionrubber.com)

**EST. 1958**





community



industry



environment



Since 1958, Mission Rubber Company has taken great pride in sourcing all product components—including rubber and stainless steel—from suppliers in the United States of America. By maintaining all-American manufacturing operations as well, you can be certain we're keeping jobs in our local community while minimizing our environmental footprint. These principles are at the heart of who we are at Mission Rubber.

In short, when you see the MISSIONMADE™ logo, you can be certain that all raw materials, components, labor and final product are 100% MADE IN THE USA.

We share our customers' concerns about environmental impact and owe much of our success to making sustainability a core value of our company. Industry-leading domestic and environmental commitments have made Mission the only coupling manufacturer to achieve the

environmental recognition of MBDC Cradle to Cradle Silver Certification.

You can also be certain every Mission product you buy meets the highest quality standards. Mission Rubber's Quality Management System has been certified by NSF-ISR to ISO 9001:2008 and is ANAB Accredited.

If required for your project, we are happy to provide statements of full compliance to any or all of the following upon request:

- "Buy American" requirement of §1605 of the American Recovery and Reinvestment Act of 2009
- American Iron and Steel provisions of P.L. 113-76
- Consolidated Appropriations Act of 2014
- Other similar requirements and certifications

For assistance with your documentation contact our quality department.

## INFORMATION AND ORDERING

(from anywhere in the U.S. and Canada) TOLL FREE ☎ 800.854.9991 ☎ 800.637.4601

INTERNATIONAL ☎ 951.736.1343 ☎ 951.479.4912

MAIL ORDERS ATTN: Order Dept. | 1660 Leeson Lane • Corona, CA 92879

Our products are listed by major plumbing code agencies locally, nationally and internationally. Independent test reports and approvals available upon request.



Some products in this catalog are not listed with all model code agencies. Please call Mission for specific product approval information.

**FLEX-SEAL® ARC Shielded Adjustable Repair Couplings** ..... 2  
 Shielded sewer repair couplings designed for superior performance, improved alignment and resistance to heavy earth loads, shear forces, and deflection. **Sizes 1½" to 27"** ⓘ

**FLEX-SEAL® Shielded Corrugated Transition Couplings** ..... 5  
**MR70 SERIES**  
 Shielded storm water, sewer and drainage system couplings designed to join Ribbed/Corrugated profile pipe and smooth wall plastic drainage pipe. **Sizes 3" to 48"**

**FLEX-SEAL® Shielded Corrugated Couplings** ..... 6  
**MR72 SERIES**  
 Shielded storm water, sewer and drainage system couplings designed to join Ribbed/Corrugated profile pipe. **Sizes 10" to 60"**

**FLEX-SEAL® Unshielded Sewer Couplings** ..... 7  
 Flexible sewer couplings designed to connect similar and dissimilar pipe materials and sizes. **Sizes ¾" to 27"** ⓘ

**CUSTOM Large Diameter Couplings** ..... 11  
**FLEX-SEAL® Sewer Couplings**  
 Large diameter storm water, sanitary sewer and drainage system couplings designed to join Asbestos Cement, Cast Iron, Clay, Concrete, Ductile Iron, Plastic and HDPE Ribbed/Corrugated pipe. ⓘ

**FKM Chemical Resistant Couplings** ..... 11  
 Flexible chemical drainage system couplings designed to connect almost any pipe. ⓘ

**MISSION STANDARD "Calder Style" Sewer Couplings and Bushings** ..... 12  
 Designed to join Clay, Plastic or Cast Iron to any other pipe materials. **Sizes 3" to 12"**

**EASTERN STANDARD Sewer Couplings and Bushings** ..... 14  
 Designed to join Clay to Clay, or Clay to any other pipe materials. **Sizes 3" to 12"**

**BAND-SEAL® End Caps** ..... 16  
 Flexible, rubber end caps designed for capping Cast Iron, Steel or Plastic pipe ends. **Sizes 1½" to 12"**

**T-CONE® Mechanical Stoppers** ..... 17  
 Designed for testing gravity flow, non-pressure drain waste and vent (DWV) and sewer systems. **Sizes 1½" to 8"**

**T-FLEX® Sewer Saddles** ..... 18  
 Designed for lateral service connections to join any sewer main pipe material to Plastic lateral pipe. **Sizes 4" & 6"**

**TWISTEE® Tapping Saddles** ..... 19  
 Designed to tap Clay or Concrete (thickwall, min. 1¼") sewer mains to Plastic lateral pipe. **Sizes 4" & 6"**

**POLLYTEE® Service Connectors** ..... 20  
 Designed to tap HDPE Ribbed/Corrugated profile or Concrete sewer mains to Thinwall Plastic lateral pipe. **Sizes 4" & 6"**

ⓘ CUSTOM SIZES FOR ALMOST ANY OUTSIDE DIAMETER

**FLEX-SEAL® ARC**  
Shielded Adjustable Repair Couplings



**FLEX-SEAL® ARC**

Shielded Adjustable Repair Couplings

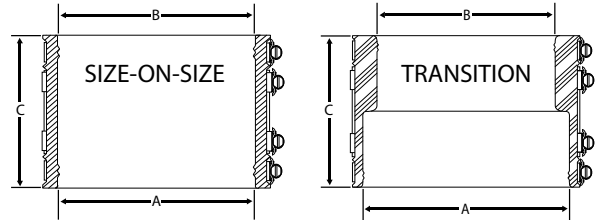
**1½" to 27"** **CUSTOM SIZES**

**RECOMMENDED TOOLS**  
SEEKONK Pre-Set Torque Wrench: 60 in/lbs; 5/16" hex head

**High performance**, shielded sewer repair couplings connect similar/dissimilar pipe materials and sizes. \*Some jurisdictions allow use above ground.

**COMPONENTS**

- Clamps:** Surgical Grade 316 Stainless Steel, Nut & Bolt (2 or 4)
- Shield:** Heavy-Duty, 301 Series Stainless Steel (.012" thick) with 300 Series Stainless Steel, Worm Drive Clamps (2)
- Gasket:** Molded, One-Piece Elastomeric Sealing Gasket



**FOR:** Asbestos Cement (AC) | Cast Iron (CI) | Clay (CL) | Concrete (CONC) | Ductile Iron (DI) | Schedule 40 Plastic (PL) | Thinwall Plastic (TWP)

**RIGID** ⚙️  
Thick, stainless steel shield controls load bearing between coupling and pipe surface, opposing shear forces while maintaining pipe alignment.




**EASY** ⚙️  
MISSIONMADE™ products are easy to install and reuse.

**RESILIENT** ⚙️  
Synthetic rubbers permit considerable distortion withstanding tension and compression. More pliable, easier to install in cold weather applications than elastomeric PVC gaskets.

**LEAKPROOF** ⚙️  
Increased band tension secures pipe ends, for a watertight, root-proof seal, impervious to infiltration and exfiltration.

**ADAPTABLE** ⚙️  
Independent clamp tightening adapts to different outside pipe diameters.



(MR01 64 ARC)

**DURABLE** ⚙️  
Synthetic rubber gasket resists ultraviolet rays, ozone, fungus growth, natural soil erosive properties, and normal sewer gases.

**SECURE** ⚙️  
Sealing "O" Rings under each clamp prevent pipe end slippage for a reinforced joint seal.

**ANTICORROSIVE** ⚙️  
Stainless steel components resist corrosion in marine applications, poorly aerated/moist soils, contaminated grounds conditions, (e.g. industrial fill sites) and chloride, sulfates or bicarbonates in ground water.

**SUSTAINABLE** ⚙️  
Certified Cradle to Cradle™ - Manufactured within a 5-Point Continual Improvement process: material health, material reutilization, renewable energy and carbon management, water stewardship, and social fairness.



**SPECIFICATIONS**

Natural and synthetic rubbers conform to ASTM C425 and ASTM C1173

300 Series Stainless Steel conforms to ASTM A240/A240M

Conforms to ISO 9001 quality standards

Conforms to CSA CLASS 7021-02 (B602)

IAPMO FILE 4224 listed



**FLEX-SEAL® ARC**  
Shielded Adjustable Repair Couplings

**MR01 ARC SERIES**

Clay TO Clay		A		B		C
		MIN	MAX	MIN	MAX	WIDTH
MR01 44 ARC	4" CL to 4" CL	5.00	5.40	5.00	5.40	4.00
MR01 54 ARC	5" CL to 4" CL (f)	6.03	6.56	5.00	5.40	6.00
MR01 55 ARC	5" CL to 5" CL	6.03	6.56	6.03	6.56	6.00
MR01 64 ARC	6" CL to 4" CL (f)	7.20	7.80	5.00	5.40	6.00
MR01 66 ARC	6" CL to 6" CL	7.20	7.80	7.20	7.80	6.00
MR01 86 ARC	8" CL to 6" CL (f)	9.40	10.00	7.20	7.80	6.00
MR01 88 ARC	8" CL to 8" CL	9.40	9.85	9.40	9.85	6.00
MR01 1008 ARC	10" CL to 8" CL (f)	11.85	12.45	9.40	10.00	6.00
MR01 1010 ARC	10" CL to 10" CL	11.85	12.45	11.85	12.45	6.00
MR01 1212 ARC	12" CL to 12" CL	14.20	14.80	14.20	14.80	6.00
MR01 1512 ARC	15" CL to 12" CL (f)	17.80	18.30	14.20	14.80	10.00
MR01 1515 ARC	15" CL to 15" CL	17.80	18.30	17.80	18.30	10.00
MR01 1818 ARC	18" CL to 18" CL	21.80	22.30	21.80	22.30	10.00
MR01 2121 ARC	21" CL to 21" CL	25.50	25.90	25.50	25.90	10.00
MR01 2424 ARC	24" CL to 24" CL	29.60	30.30	29.60	30.30	10.00
MR01 2727 ARC	27" CL to 27" CL	31.80	32.50	31.80	32.50	10.00

**FOR:** Clay (CL) | Flanged Bushing (f)

**MR02 ARC SERIES**

Clay TO Cast Iron or Plastic		A		B		C
		MIN	MAX	MIN	MAX	WIDTH
MR02 43 ARC	4" CL to 3" CI/PL	5.00	5.40	3.25	3.50	4.00
MR02 44 ARC	4" CL to 4" CI/PL	5.00	5.40	4.21	4.50	4.00
MR02 46 ARC	4" CL to 6" CI/PL (f)	5.00	5.40	6.27	6.62	6.00
MR02 55 ARC	5" CL to 5" CI/PL	6.03	6.56	5.30	5.64	5.00
MR02 64 ARC	6" CL to 4" CI/PL	7.20	7.80	4.21	4.50	6.00
MR02 65 ARC	6" CL to 5" CI/PL (f)	7.20	7.80	5.00	5.40	6.00
MR02 66 ARC	6" CL to 6" CI/PL	7.20	7.80	6.27	6.62	6.00
MR02 68 ARC	6" CL to 8" CI/PL (f)	8.12	8.62	7.00	7.50	6.00
MR02 86 ARC	8" CL to 6" CI/PL (f)	9.40	10.00	6.27	6.62	6.00
MR02 88 ARC	8" CL to 8" CI/PL	9.40	10.00	8.25	8.62	6.00
MR02 1008 ARC	10" CL to 8" CI/PL (f)	11.85	12.45	8.25	8.62	6.50
MR02 1010 ARC	10" CL to 10" CI/PL	11.85	12.45	10.20	10.80	6.50
MR02 1210 ARC	12" CL to 10" CI/PL (f)	14.20	14.80	10.20	10.80	6.50
MR02 1212 ARC	12" CL to 12" CI/PL	14.20	14.80	12.20	12.80	6.50
MR02 1515 ARC	15" CL to 15" CI/PL (f)	17.80	18.30	14.90	15.40	10.00
MR02 1818 ARC	18" CL to 18" CI/PL (f)	21.80	22.30	18.30	18.80	10.00
MR02 2121 ARC	21" CL to 21" CI/PL (f)	25.50	25.90	21.50	22.00	10.00
MR02 2424 ARC	24" CL to 24" CI/PL (f)	29.60	30.30	24.20	24.90	10.00
MR02 2727 ARC	27" CL to 27" CI/PL (f)	31.80	32.50	27.50	28.00	10.00

**FOR:** Clay (CL) | Cast Iron (CI) | Schedule 40 Plastic (PL) | Bushing (f)



**MR56 ARC SERIES**

Cast Iron or Plastic TO Cast Iron or Plastic		A		B		C
		MIN	MAX	MIN	MAX	WIDTH
MR56 15 ARC	1½" CI/PL to 1½" CI/PL	1.81	1.90	1.81	1.90	3.50
MR56 22 ARC	2" CI/PL to 2" CI/PL	2.30	2.50	2.30	2.50	3.50
MR56 33 ARC	3" CI/PL to 3" CI/PL	3.25	3.50	3.25	3.50	4.00
MR56 43 ARC	4" CI/PL to 3" CI/PL	4.21	4.50	3.25	3.50	4.00
MR56 44 ARC	4" CI/PL to 4" CI/PL	4.21	4.50	4.21	4.50	4.00
MR56 44 ARC XL	4" Ext CI/PL to 4" Ext CI/PL	4.21	4.50	4.21	4.50	6.00
MR56 54 ARC	5" CI/PL to 4" CI/PL (f)	5.30	5.62	4.21	4.50	4.00
MR56 55 ARC	5" CI/PL to 5" CI/PL	5.30	5.62	5.30	5.62	4.00
MR56 64 ARC	6" CI/PL to 4" CI/PL	6.27	6.62	4.21	4.50	6.00
MR56 65 ARC Type 0	6" Oversize CI/PL to 5" CI/PL (f)	6.38	6.78	5.30	5.62	6.50
MR56 66 ARC	6" CI/PL to 6" CI/PL	6.27	6.62	6.27	6.62	6.00
MR56 86 ARC	8" CI/PL to 6" CI/PL (f)	8.12	8.62	6.27	6.62	6.00
MR56 88 ARC	8" CI/PL to 8" CI/PL	8.12	8.62	8.12	8.62	6.00
MR56 1008 ARC	10" CI/PL to 8" CI/PL (f)	10.20	10.80	8.12	8.75	6.50
MR56 1010 ARC	10" CI/PL to 10" CI/PL	10.20	10.80	10.20	10.80	6.50
MR56 1210 ARC	12" CI/PL to 10" CI/PL (f)	12.20	12.80	10.20	10.80	6.50
MR56 1212 ARC	12" CI/PL to 12" CI/PL	12.20	12.80	12.20	12.80	6.50
MR56 1512 ARC	15" CI/PL to 12" CI/PL (f)	14.90	15.40	12.20	12.80	6.00
MR56 1515 ARC	15" TWP to 15" TWP	14.90	15.40	14.90	15.40	6.00
MR56 1616 ARC	16" PL to 16" PL	15.50	16.00	15.50	16.00	10.00
MR56 1815 ARC	18" CI/PL to 15" CI/PL (f)	18.30	18.80	14.90	15.40	10.00
MR56 1818 ARC	18" CI/PL to 18" CI/PL	18.30	18.80	18.30	18.80	10.00
MR56 2121 ARC	21" CI/PL to 21" CI/PL	21.50	22.00	21.50	22.00	10.00
MR56 2424 ARC	24" CI/PL to 24" CI/PL	24.20	24.90	24.20	24.90	10.00
MR56 2727 ARC	27" CI/PL to 27" CI/PL	27.50	28.00	27.50	28.00	10.00

**FOR:** Cast Iron (CI) | Schedule 40 Plastic (PL) | Thinwall Plastic (TWP) | Extended (Ext) | Bushing (f)

**FLEX-SEAL® ARC**  
Shielded Adjustable Repair Couplings

**MR03 ARC SERIES**

Clay TO Asbestos Cement or Ductile Iron		A		B		C
		MIN	MAX	MIN	MAX	WIDTH
MR03 44 ARC	4" CL to 4" AC/DI	5.00	5.40	4.62	4.93	4.00
MR03 54 ARC	5" CL to 4" AC/DI (f)	6.03	6.62	4.62	4.93	5.00
MR03 55 ARC	5" CL to 5" AC/DI (f)	6.03	6.40	5.53	5.90	6.00
MR03 66 ARC	6" CL to 6" AC/DI	7.20	7.80	6.75	7.12	6.00
MR03 86 ARC	8" CL to 6" AC/DI (f)	9.40	10.00	6.75	7.12	6.00
MR03 88 ARC	8" CL to 8" AC/DI (f)	9.40	10.00	8.75	9.25	6.00
MR03 1008 ARC	10" CL to 8" AC/DI (f)	11.85	12.45	8.75	9.25	6.50
MR03 1010 ARC	10" CL to 10" AC/DI (f)	11.85	12.45	10.70	11.20	6.50
MR03 1210 ARC	12" CL to 10" AC/DI (f)	14.20	14.80	10.70	11.20	6.50
MR03 1212 ARC	12" CL to 12" AC/DI (f)	14.20	14.80	12.75	13.30	6.50
MR03 1516 ARC	15" CL to 16" AC/DI (f)	17.80	18.30	17.40	17.90	10.00
MR03 1818 ARC	18" CL to 18" AC/DI (f)	21.80	22.30	19.30	19.80	10.00

**FOR:** Clay (CL) | Asbestos Cement (AC) | Ductile Iron (DI) | Flanged Bushing (f)

**MR04 ARC SERIES**

Concrete TO Concrete		A		B		C
		MIN	MAX	MIN	MAX	WIDTH
MR04 44 ARC	4" CONC to 4" CONC	5.50	6.00	5.50	6.00	4.00
MR04 66 ARC	6" CONC to 6" CONC	7.50	8.12	7.50	8.12	6.00
MR04 88 ARC	8" CONC to 8" CONC	10.00	10.50	10.00	10.50	6.00
MR04 1008 ARC	10" CONC to 8" CONC (f)	12.30	12.80	10.00	10.50	6.00
MR04 1010 ARC	10" CONC to 10" CONC	12.30	12.80	12.30	12.80	6.00
MR04 1210 ARC	12" CONC to 10" CONC (f)	14.60	15.10	12.30	12.80	6.00
MR04 1212 ARC	12" CONC to 12" CONC	14.60	15.10	14.60	15.10	6.00
MR04 1515 ARC	15" CONC to 15" CONC	19.40	19.90	19.40	19.90	10.00
MR04 1818 ARC	18" CONC to 18" CONC	22.10	22.60	22.10	22.60	10.00
MR04 2121 ARC	21" CONC to 21" CONC	25.90	26.60	25.90	26.60	10.00
MR04 2424 ARC	24" CONC to 24" CONC	29.90	30.60	29.90	30.60	10.00
MR04 2727 ARC	27" CONC to 27" CONC	33.40	34.10	33.40	34.10	10.00

**FOR:** Concrete (CONC) | Flanged Bushing (f)

**MR06 ARC SERIES**

Concrete TO Cast Iron or Plastic		A		B		C
		MIN	MAX	MIN	MAX	WIDTH
MR06 44 ARC	4" CONC to 4" CI/PL	5.50	6.00	4.21	4.50	4.00
MR06 64 ARC	6" CONC to 4" CI/PL	7.50	8.12	4.21	4.50	6.00
MR06 66 ARC	6" CONC to 6" CI/PL	7.50	8.12	6.25	6.62	6.00
MR06 86 ARC	8" CONC to 6" CI/PL (f)	10.00	10.50	6.25	6.62	6.00
MR06 88 ARC	8" CONC to 8" CI/PL	10.00	10.50	8.12	8.40	6.00
MR06 1010 ARC	10" CONC to 10" CI/PL (f)	12.30	12.80	10.34	10.85	6.00
MR06 1212 ARC	12" CONC to 12" CI/PL (f)	15.30	15.80	12.30	12.90	6.00
MR06 1515 ARC	15" CONC to 15" CI/PL (f)	19.40	19.90	14.90	15.40	10.00
MR06 1818 ARC	18" CONC to 18" CI/PL (f)	22.10	22.60	18.30	18.80	10.00
MR06 2121 ARC	21" CONC to 21" CI/PL (f)	25.90	26.60	21.40	22.10	10.00
MR06 2424 ARC	24" CONC to 24" CI/PL (f)	29.90	30.60	24.40	25.10	10.00
MR06 2727 ARC	27" CONC to 27" CI/PL (f)	33.40	34.10	27.40	28.10	10.00

**FOR:** Concrete (CONC) | Cast Iron (CI) | Schedule 40 Plastic (PL) | Bushing (f)

**MR51 ARC SERIES**

Asbestos Cement or Ductile Iron TO Cast Iron or Plastic		A		B		C
		MIN	MAX	MIN	MAX	WIDTH
MR51 43 ARC	4" AC/DI to 3" CI/PL (f)	4.62	4.93	3.25	3.50	4.00
MR51 44 ARC	4" AC/DI to 4" CI/PL	4.62	4.93	4.21	4.50	4.00
MR51 55 ARC	5" AC/DI to 5" CI/PL (f)	5.62	5.93	5.30	5.62	5.00
MR51 56 ARC	5" AC/DI to 6" CI/PL (f)	5.62	5.93	6.25	6.62	5.80
MR51 66 ARC	6" AC/DI to 6" CI/PL	6.72	7.12	6.25	6.62	6.00
MR51 86 ARC	8" AC/DI to 6" CI/PL (f)	8.75	9.25	6.25	6.62	6.00
MR51 88 ARC	8" AC/DI to 8" CI/PL	8.75	9.25	8.25	8.62	6.00
MR51 1008 ARC	10" AC/DI to 8" CI/PL (f)	10.84	11.20	8.28	8.62	6.00
MR51 1010 ARC	10" AC/DI to 10" CI/PL (f)	10.84	11.20	10.20	10.80	6.00
MR51 1210 ARC	12" AC/DI to 10" CI/PL (f)	12.90	13.50	10.20	10.80	6.00
MR51 1212 ARC	12" AC/DI to 12" CI/PL (f)	12.90	13.50	12.20	12.80	6.30
MR51 1615 ARC	16" AC/DI to 15" CI/PL (f)	17.40	17.90	14.90	15.40	10.00
MR51 1818 ARC	18" AC/DI to 18" CI/PL (f)	19.10	19.60	18.30	18.80	10.00

**FOR:** Asbestos Cement (AC) | Ductile Iron (DI) | Cast Iron (CI) | Schedule 40 Plastic (PL) | Bushing (f)

**MR55 ARC SERIES**

Asbestos Cement or Ductile Iron TO Asbestos Cement or Ductile Iron		A		B		C
		MIN	MAX	MIN	MAX	WIDTH
MR55 44 ARC	4" AC/DI to 4" AC/DI	4.62	4.93	4.62	4.93	4.00
MR55 66 ARC	6" AC/DI to 6" AC/DI	6.75	7.12	6.75	7.12	6.00
MR55 88 ARC	8" AC/DI to 8" AC/DI	8.75	9.25	8.75	9.25	6.00
MR55 1008 ARC	10" AC/DI to 8" AC/DI (f)	10.70	11.20	8.75	9.25	6.00
MR55 1010 ARC	10" AC/DI to 10" AC/DI	10.70	11.20	10.70	11.20	6.00
MR55 1210 ARC	12" AC/DI to 10" AC/DI (f)	12.90	13.50	11.30	11.80	6.00
MR55 1212 ARC	12" AC/DI to 12" AC/DI	12.90	13.50	12.90	13.50	6.00
MR55 1616 ARC	16" AC/DI to 16" AC/DI	17.40	17.90	17.40	17.90	10.00
MR55 1818 ARC	18" AC/DI to 18" AC/DI	19.10	19.60	19.10	19.60	10.00

**FOR:** Asbestos Cement (AC) | Ductile Iron (DI) | Flanged Bushing (f)

(MR55 66 ARC)

# FLEX-SEAL® MR70 SERIES

## Shielded Corrugated Transition Couplings



(MR70 SERIES)

**3" to 48"**



**RECOMMENDED INSTALLATION TOOLS**  
SEEKONK Pre-Set Torque Wrench: 60 in/lbs; 5/16" hex head

Shielded storm water, sewer and drainage system couplings connect **Ribbed/Corrugated profile** pipe to **smooth wall, Plastic** pipe.

### COMPONENTS

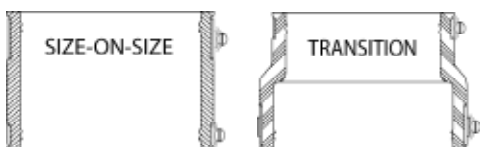
**Clamps:** 300 Series Stainless Steel, Worm Drive or Surgical Grade 316 Stainless Steel, Nut & Bolt or Surgical Grade 316 Stainless Steel, T-Bolt

**Shield:** Heavy-Duty, 301 Series Stainless Steel, .012"/.0315" thick with 300 Series Stainless Steel, Worm Drive Clamp

**Gasket:** Molded, One-Piece Elastomeric Sealing Gasket

### MR70 SERIES

Ribbed/Corrugated TO Plastic		A		B		C
		MIN	MAX	MIN	MAX	WIDTH
MR70 33	3" Ribbed/Corrugated to 3" PL	3.40	3.60	3.30	3.50	4.00
MR70 44	4" Ribbed/Corrugated to 4" PL	4.60	4.80	4.20	4.50	4.00
MR70 64	6" Ribbed/Corrugated to 4" PL	6.75	7.00	4.20	4.50	6.00
MR70 66	6" Ribbed/Corrugated to 6" PL	6.75	7.00	6.30	6.50	6.00
MR70 88	8" Ribbed/Corrugated to 8" PL	9.20	9.50	8.20	8.40	6.00
MR70 1010	10" Ribbed/Corrugated to 10" PL	11.20	11.50	10.20	10.50	6.00
MR70 1212	12" Ribbed/Corrugated to 12" TWP	14.30	14.60	12.20	12.50	10.00
MR70 1515	15" Ribbed/Corrugated to 15" TWP	17.45	17.75	15.00	15.30	10.00
MR70 1818	18" Ribbed/Corrugated to 18" TWP	20.70	21.30	18.50	19.50	10.00
MR70 2424	24" Ribbed/Corrugated to 24" TWP	27.50	28.20	24.80	25.80	10.00
MR70 3030	30" Ribbed/Corrugated to 30" TWP	34.60	35.60	31.00	32.00	10.00
MR70 3636	36" Ribbed/Corrugated to 36" TWP	40.30	41.30	37.30	38.30	10.00
MR70 4242	42" Ribbed/Corrugated to 42" TWP	47.20	48.20	43.50	44.50	10.00
MR70 4848	48" Ribbed/Corrugated to 48" TWP	52.90	53.90	49.80	50.80	10.00



**FOR:** Ribbed/Corrugated (HDPE, PVC) | Plastic (PL) | Thinwall Plastic (TWP) | Sizes 3" - 10" (.012" thick shield) | Sizes 12" - 48" (.0315" thick shield)

### RIGID ✪

Thick, stainless steel shield controls load bearing between coupling and pipe surface, opposing shear forces while maintaining pipe alignment.



**EASY**  
MISSIONMADE™ products are easy to install and reuse.

### RESILIENT ✪

Synthetic rubbers permit considerable distortion withstanding tension and compression. More pliable, easier to install in cold weather applications than elastomeric PVC gaskets.

### LEAKPROOF ✪

Increased band tension secures pipe ends, for a watertight, root-proof seal, impervious to infiltration and exfiltration.

### DURABLE ✪

Synthetic rubber gasket resists ultraviolet rays, ozone, fungus growth, natural soil erosive properties, and normal sewer gases.

### ADAPTABLE ✪

Independent clamp tightening adapts to different outside pipe diameters.



### SECURE ✪

Sealing "O" Rings under each clamp prevent pipe end slippage for a reinforced joint seal.



### ANTICORROSIVE ✪

Stainless steel components resist corrosion in marine applications, poorly aerated/moist soils, contaminated grounds conditions, (e.g. industrial fill sites) and chloride, sulfates or bicarbonates in ground water.

### SUSTAINABLE ✪



Certified Cradle to Cradle™ Manufactured with a 5-Point Continual Improvement process: material health, material reutilization, renewable energy and carbon management, water stewardship, and social fairness.

## SPECIFICATIONS

Natural and synthetic rubbers conform to ASTM C425 and ASTM C1173

300 Series Stainless Steel conforms to ASTM A240/A240M

Conforms to ISO 9001 quality standards



**FLEX-SEAL®**  
Shielded Corrugated Couplings



(MR72 SERIES)

**FLEX-SEAL® MR72 SERIES**  
Shielded Corrugated Couplings

**10" to 60"**

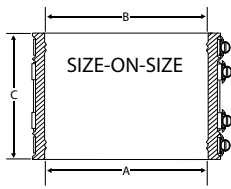


**RECOMMENDED TOOLS**  
SEEKONK Pre-Set Torque Wrench: 60 in/lbs; 5/16" hex head

Shielded storm water, sewer and drainage system couplings connect **Ribbed/Corrugated profile pipe**.

**COMPONENTS**

**Clamps:** Surgical Grade 316 Stainless Steel, Nut & Bolt (4) or Surgical Grade 316 Stainless Steel, T-Bolt (4)  
**Shield:** Heavy-Duty, 301 Series Stainless Steel, .012"/.0315" thick with 300 Series Stainless Steel, Worm Drive Clamps (2)  
**Gasket:** Extruded Elastomeric Sealing Gasket



**MR72 SERIES**

	Ribbed/Corrugated TO Ribbed/Corrugated	A		B		C
		MIN	MAX	MIN	MAX	WIDTH
MR72 1010	10" ADS/Hancor/JM Eagle to 10" ADS/Hancor/JM Eagle	11.20	11.50	11.20	11.50	6.00
MR72 1212	12" ADS/Hancor/JM Eagle to 12" ADS/Hancor/JM Eagle	14.30	14.60	14.30	14.60	10.00
MR72 1515	15" ADS/Hancor/JM Eagle to 15" ADS/Hancor/JM Eagle	17.45	17.75	17.45	17.75	10.00
MR72 1818	18" ADS/Hancor/JM Eagle to 18" ADS/Hancor/JM Eagle	20.70	21.30	20.70	21.30	10.00
MR72 2424	24" ADS/Hancor/JM Eagle to 24" ADS/Hancor/JM Eagle	27.50	28.20	27.50	28.20	10.00
MR72 3030	30" ADS/Hancor/JM Eagle to 30" ADS/Hancor/JM Eagle	34.60	35.60	34.60	35.60	10.00
MR72 3636	36" ADS/Hancor/JM Eagle to 36" ADS/Hancor/JM Eagle	40.30	41.30	40.30	41.30	10.00
MR72 4242	42" ADS/Hancor/JM Eagle to 42" ADS/Hancor/JM Eagle	47.20	48.20	47.20	48.20	10.00
MR72 4848	48" ADS/Hancor/JM Eagle to 48" ADS/Hancor/JM Eagle	52.90	53.90	52.90	53.90	10.00
MR72 6060	60" ADS/Hancor/JM Eagle to 60" ADS/Hancor/JM Eagle	65.60	66.60	65.60	66.60	10.00

**FOR:** Ribbed/Corrugated (HDPE, PVC) | Size 10" (.012" thick shield) | Sizes 12" - 60" (.0315" thick shield)

**RIGID** ⚙️  
Thick, stainless steel shield controls load bearing between coupling and pipe surface, opposing **shear forces** while maintaining pipe alignment.



**EASY** ⚙️  
MISSIONMADE™ products are easy to install and reuse.

**RESILIENT** ⚙️  
Synthetic rubbers permit considerable distortion withstanding **tension and compression**. More pliable, easier to install in cold weather applications than elastomeric PVC gaskets.

**LEAKPROOF** ⚙️  
Increased band tension secures pipe ends, for a **watertight, root-proof seal, impervious to infiltration and exfiltration**.

**DURABLE** ⚙️  
Synthetic rubber gasket resists ultraviolet rays, ozone, fungus growth, natural soil erosive properties, and normal sewer gases.

**ADAPTABLE** ⚙️  
Independent clamp tightening adapts to different outside pipe diameters.

**SECURE** ⚙️  
Sealing "O" Rings under each clamp prevent pipe end slippage for a **reinforced joint seal**.



(MR72 1515)

**ANTICORROSIVE** ⚙️  
Stainless steel components resist corrosion in marine applications, poorly aerated/moist soils, contaminated grounds conditions, (e.g. industrial fill sites) and chloride, sulfates or bicarbonates in ground water.

**SUSTAINABLE** ⚙️  
Certified Cradle to Cradle™ Manufactured with a 5-Point Continual Improvement process: material health, material reutilization, renewable energy and carbon management, water stewardship, and social fairness.



**SPECIFICATIONS**

Natural and synthetic rubbers conform to **ASTM C425 and ASTM C1173**

300 Series Stainless Steel conforms to **ASTM A240/A240M**

Conforms to **ISO 9001** quality standards




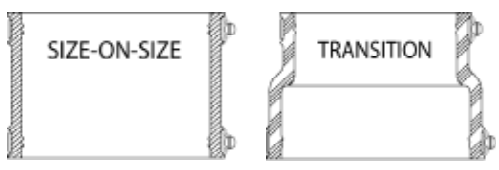


**FLEX-SEAL®**  
Unshielded Sewer Couplings



**FLEX-SEAL®**

Unshielded Sewer Couplings

 <b>¾" to 27"</b>  <b>CUSTOM SIZES</b>	 <b>RECOMMENDED TOOLS</b> SEEKONK Pre-Set Torque Wrench: 60 in/lbs; 5/16" hex head
<p><b>Flexible, unshielded sewer couplings</b> connect similar and dissimilar pipe materials and sizes. <i>*Some jurisdictions allow use above ground.</i></p> <p><b>COMPONENTS</b> Clamps: 300 Series Stainless Steel, Worm Drive Clamps (2) Gasket: Molded, One-Piece Elastomeric Sealing Gasket</p>	
<p><b>FOR:</b> Cast Iron (CI)   Asbestos Cement (AC)   Clay (CL)   Concrete (CONC)   Ductile Iron (DI)   Schedule 40 Plastic (PL)   Thinwall Plastic (TWP)   Copper (K)</p>	



**★ EASY**  
MISSIONMADE™ products are easy to install and reuse.

**★ LEAKPROOF**  
Increased band tension secures pipe ends, for a **watertight, root-proof seal, impervious to infiltration and exfiltration.**

**★ RESILIENT**  
Synthetic rubbers permit considerable distortion **withstanding tension and compression.** More pliable, **easier to install in cold weather** applications than elastomeric PVC gaskets.



(MR01 64)

**★ ADAPTABLE**  
Independent clamp tightening **adapts to different outside pipe diameters.**



**★ DURABLE**  
Synthetic rubber gasket resists ultraviolet rays, ozone, fungus growth, natural soil erosive properties, and normal sewer gases.

**★ ANTICORROSIVE**  
Stainless steel components resist **corrosion** in marine applications, poorly aerated/moist soils, contaminated grounds conditions, (e.g. *industrial fill sites*) and chloride, sulfates or bicarbonates in ground water.

**★ SECURE**  
Sealing "O" Rings under each clamp prevent pipe end slippage for a **reinforced joint seal.**



**★ SUSTAINABLE**



**Certified Cradle to Cradle™** - Manufactured within a 5-Point Continual Improvement process: material health, material reutilization, renewable energy and carbon management, water stewardship, and social fairness.

<p><b>SPECIFICATIONS</b></p> <p>Natural and synthetic rubbers conform to <b>ASTM C425</b> and <b>ASTM C1173</b></p>	<p>300 Series Stainless Steel conforms to <b>ASTM A240/A240M</b></p>	<p>Conforms to <b>ISO 9001</b> quality standards</p>	<p>Conforms to <b>CSA CLASS 7021-02 (B602)</b></p>	<p><b>IAPMO FILE 4224</b> listed</p>
---	--	--	--	--------------------------------------

**FLEX-SEAL®**  
Unshielded Sewer Couplings

**MR56 SERIES**

Cast Iron or Plastic TO Cast Iron or Plastic or Copper		A		B		C
		MIN	MAX	MIN	MAX	WIDTH
MR56 075	¾" CI/PL to ¾" CI/PL	0.97	1.14	0.97	1.14	2.00
MR56 100	1" CI/PL to 1" CI/PL	1.25	1.40	1.25	1.40	2.00
MR56 125	1¼" PL to 1½" Tubing/K	1.39	1.66	1.39	1.66	2.50
MR56 15	1½" CI/PL to 1½" CI/PL	1.81	1.90	1.81	1.90	3.50
MR56 15/125	1½" CI/PL to 1½" Tubing/K or 1¼" PL	1.81	1.90	1.39	1.66	2.50
MR56 215	2" CI/PL to 1½" CI/PL	2.30	2.50	1.81	1.90	3.50
MR56 22	2" CI/PL to 2" CI/PL	2.30	2.50	2.30	2.50	3.50
MR56 22/125	2" CI/PL to 1½" Tubing/K or 1¼" PL	2.30	2.50	1.39	1.66	2.50
MR56 315	3" CI/PL to 1½" CI/PL	3.25	3.50	1.81	1.90	4.00
MR56 32	3" CI/PL to 2" CI/PL	3.25	3.50	2.30	2.50	4.00
MR56 33	3" CI/PL to 3" CI/PL	3.25	3.50	3.25	3.50	4.00
MR56 415	4" CI/PL to 1½" CI/PL	4.21	4.50	1.81	1.90	4.00
MR56 42	4" CI/PL to 2" CI/PL	4.21	4.50	2.30	2.50	4.00
MR56 43	4" CI/PL to 3" CI/PL	4.21	4.50	3.25	3.50	4.00
MR56 43 Offset	4" CI/PL to 3" Eccentric CI/PL	4.21	4.50	3.25	3.50	4.00
MR56 44	4" CI/PL to 4" CI/PL	4.21	4.50	4.21	4.50	4.00
MR56 44 XL	4" Ext. CI/PL to 4" Ext. CI/PL	4.21	4.50	4.21	4.50	6.00
MR56 53	5" CI/PL to 3" CI/PL (f)	5.30	5.62	3.25	3.50	4.00
MR56 54	5" CI/PL to 4" CI/PL	5.30	5.62	4.21	4.50	4.00
MR56 55	5" CI/PL to 5" CI/PL	5.30	5.62	5.30	5.62	4.00
MR56 63	6" CI/PL to 3" CI/PL (f)	6.27	6.62	3.25	3.50	6.00
MR56 64	6" CI/PL to 4" CI/PL	6.27	6.62	4.21	4.50	6.00
MR56 65 Type 0	6" Oversize CI/PL to 5" CI/PL	6.38	6.78	5.30	5.62	6.50
MR56 66	6" CI/PL to 6" CI/PL	6.27	6.62	6.27	6.62	6.00
MR56 84	8" CI/PL to 4" CI/PL (f)	8.40	9.00	4.30	4.62	7.00
MR56 85 Type 0	8" Oversize CI/PL to 5" CI/PL	8.40	9.00	5.30	5.62	7.00
MR56 86	8" CI/PL to 6" CI/PL	8.12	8.75	6.27	6.62	6.00
MR56 88	8" CI/PL to 8" CI/PL	8.12	8.62	8.12	8.62	6.00
MR56 1006 Type 0	10" Oversize CI/PL to 6" CI/PL	10.40	11.00	6.35	6.70	7.00
MR56 1008	10" CI/PL to 8" CI/PL	10.20	10.80	8.12	8.75	6.50
MR56 1010	10" CI/PL to 10" CI/PL	10.20	10.80	10.20	10.80	6.50
MR56 1210	12" CI/PL to 10" CI/PL	12.20	12.80	10.20	10.80	6.50
MR56 1212	12" CI/PL to 12" CI/PL	12.20	12.80	12.20	12.80	6.50
MR56 1512	15" CI/PL to 12" CI/PL (f)	14.90	15.40	12.20	12.80	6.00
MR56 1515	15" TWP to 15" TWP	14.90	15.40	14.90	15.40	6.00
MR56 1616	16" PL to 16" PL	15.50	16.00	15.50	16.00	10.00
MR56 1815	18" CI/PL to 15" CI/PL (f)	18.30	18.80	14.90	15.40	10.00
MR56 1818	18" CI/PL to 18" CI/PL	18.30	18.80	18.30	18.80	10.00
MR56 2121	21" CI/PL to 21" CI/PL	21.50	22.00	21.50	22.00	10.00
MR56 2424	24" CI/PL to 24" CI/PL	24.20	24.90	24.20	24.90	10.00
MR56 2727	27" CI/PL to 27" CI/PL	27.50	28.00	27.50	28.00	10.00

**FOR:** Cast Iron (CI) | Schedule 40 Plastic (PL) | Thinwall Plastic (TWP) | Copper (K) | Extended (Ext) | Bushing (f)

**MR01 SERIES**

Clay TO Clay		A		B		C
		MIN	MAX	MIN	MAX	WIDTH
MR01 44	4" CL to 4" CL	5.00	5.40	5.00	5.40	4.00
MR01 54	5" CL to 4" CL (f)	6.03	6.56	5.00	5.40	6.00
MR01 55	5" CL to 5" CL	6.03	6.56	6.03	6.56	6.00
MR01 64	6" CL to 4" CL	7.20	7.80	5.00	5.40	6.00
MR01 64 Type 0	6" Oversize CL to 4" CL	7.50	8.12	5.00	5.40	6.00
MR01 66	6" CL to 6" CL	7.20	7.80	7.20	7.80	6.00
MR01 86	8" CL to 6" CL (f)	9.40	10.00	7.20	7.80	6.00
MR01 88	8" CL to 8" CL	9.40	10.00	9.40	10.00	6.00
MR01 1008	10" CL to 8" CL (f)	11.85	12.45	9.40	10.00	6.00
MR01 1010	10" CL to 10" CL	11.85	12.45	11.85	12.45	6.00
MR01 1210	12" CL to 10" CL (f)	14.20	14.80	11.85	12.45	6.00
MR01 1212	12" CL to 12" CL	14.20	14.80	14.20	14.80	6.00
MR01 1512	15" CL to 12" CL (f)	17.80	18.30	14.20	14.80	6.00
MR01 1515	15" CL to 15" CL	17.80	18.30	17.80	18.30	10.00
MR01 1818	18" CL to 18" CL	21.80	22.30	21.80	22.30	10.00
MR01 2121	21" CL to 21" CL	25.50	25.90	25.50	25.90	10.00
MR01 2424	24" CL to 24" CL	29.60	30.30	29.60	30.30	10.00
MR01 2727	27" CL to 27" CL	31.80	32.50	31.80	32.50	10.00

**FOR:** Clay (CL) | Flanged Bushing (f)

**MR02 SERIES**

Clay TO Cast Iron or Plastic		A		B		C
		MIN	MAX	MIN	MAX	WIDTH
MR02 43	4" CL to 3" CI/PL	5.00	5.40	3.25	3.50	4.00
MR02 44	4" CL to 4" CI/PL	5.00	5.40	4.21	4.50	4.00
MR02 46	4" CL to 6" CI/PL	5.00	5.40	6.27	6.62	6.00
MR02 55	5" CL to 5" CI/PL	6.27	6.62	5.30	5.62	5.00
MR02 64	6" CL to 4" CI/PL	7.20	7.80	4.21	4.50	6.00
MR02 66	6" CL to 6" CI/PL	7.20	7.80	6.27	6.62	6.00
MR02 86	8" CL to 6" CI/PL	9.40	10.00	6.27	6.62	6.00
MR02 88	8" CL to 8" CI/PL	9.40	10.00	8.25	8.62	6.00
MR02 1008	10" CL to 8" CI/PL (f)	11.85	12.45	8.25	8.62	6.50
MR02 1010	10" CL to 10" CI/PL	11.85	12.45	10.20	10.80	6.50
MR02 1210	12" CL to 10" CI/PL (f)	14.20	14.80	10.20	10.80	6.50
MR02 1212	12" CL to 12" CI/PL	14.20	14.80	12.20	12.80	6.50
MR02 1512	15" CL to 12" CI/PL (f)	17.80	18.30	12.20	12.80	6.00
MR02 1515	15" CL to 15" CI/PL	17.80	18.30	14.90	15.40	6.00
MR02 1818	18" CL to 18" CI/PL (f)	21.80	22.30	18.30	18.80	10.00
MR02 2121	21" CL to 21" CI/PL (f)	25.50	25.90	21.50	22.00	10.00
MR02 2424	24" CL to 24" CI/PL (f)	29.60	30.30	24.20	24.90	10.00
MR02 2727	27" CL to 27" CI/PL (f)	31.80	32.50	27.50	28.00	10.00

**FOR:** Clay (CL) | Cast Iron (CI) | Schedule 40 Plastic (PL) | Flanged Bushing (f)

(MR03 66)

**MR03 SERIES**

Clay TO Asbestos Cement or Ductile Iron		A		B		C
		MIN	MAX	MIN	MAX	WIDTH
MR03 44	4" CL to 4" AC/DI	5.00	5.40	4.62	4.93	4.00
MR03 54	5" CL to 4" AC/DI (f)	6.03	6.62	4.62	4.93	5.00
MR03 55	5" CL to 5" AC/DI (f)	6.03	6.40	5.53	5.90	6.00
MR03 64	6" CL to 4" AC/DI (f)	7.20	7.80	4.62	4.93	6.00
MR03 65	6" CL to 5" AC/DI (f)	7.20	7.80	5.75	6.12	6.00
MR03 66	6" CL to 6" AC/DI	7.20	7.80	6.75	7.12	6.00
MR03 86	8" CL to 6" AC/DI (f)	9.40	10.00	6.75	7.12	6.00
MR03 88	8" CL to 8" AC/DI	9.40	10.00	8.75	9.25	6.00
MR03 1008	10" CL to 8" AC/DI (f)	11.85	12.45	8.75	9.25	6.50
MR03 1010	10" CL to 10" AC/DI	11.85	12.45	10.70	11.20	6.50
MR03 1210	12" CL to 10" AC/DI (f)	14.20	14.80	10.70	11.20	6.50
MR03 1212	12" CL to 12" AC/DI	14.20	14.80	12.75	13.30	6.50
MR03 1512	15" CL to 12" AC/DI (f)	17.80	18.30	12.75	13.30	6.00
MR03 1516	15" CL to 16" AC/DI (f)	17.80	18.30	17.40	17.90	10.00
MR03 1818	18" CL to 18" AC/DI (f)	21.80	22.30	19.30	19.80	10.00

**FOR:** Clay (CL) | Asbestos Cement (AC) | Ductile Iron (DI) | Flanged Bushing (f)

**MR04 SERIES**

Concrete TO Concrete		A		B		C
		MIN	MAX	MIN	MAX	WIDTH
MR04 44	4" CONC to 4" CONC	5.50	6.00	5.50	6.00	4.00
MR04 66	6" CONC to 6" CONC	7.50	8.12	7.50	8.12	6.00
MR04 86	8" CONC to 6" CONC (f)	10.00	10.50	7.50	8.12	6.00
MR04 88	8" CONC to 8" CONC	10.00	10.50	10.00	10.50	6.00
MR04 1008	10" CONC to 8" CONC (f)	12.30	12.80	10.00	10.50	6.00
MR04 1010	10" CONC to 10" CONC	12.30	12.80	12.30	12.80	6.00
MR04 1210	12" CONC to 10" CONC (f)	14.60	15.10	12.30	12.80	6.00
MR04 1212	12" CONC to 12" CONC	14.60	15.10	14.60	15.10	6.00
MR04 1515	15" CONC to 15" CONC	19.40	19.90	19.40	19.90	10.00
MR04 1818	18" CONC to 18" CONC	22.10	22.60	22.10	22.60	10.00
MR04 2121	21" CONC to 21" CONC	25.90	26.60	25.90	26.60	10.00
MR04 2424	24" CONC to 24" CONC	29.90	30.60	29.90	30.60	10.00
MR04 2727	27" CONC to 27" CONC	33.40	34.10	33.40	34.10	10.00

**FOR:** Concrete (CONC) | Flanged Bushing (f)

**MR06 SERIES**

Concrete TO Cast Iron or Plastic		A		B		C
		MIN	MAX	MIN	MAX	WIDTH
MR06 43	4" CONC to 3" CI/PL (f)	5.50	6.00	3.21	3.50	4.00
MR06 44	4" CONC to 4" CI/PL	5.50	6.00	4.21	4.50	4.00
MR06 64	6" CONC to 4" CI/PL	7.50	8.12	4.21	4.50	6.00
MR06 66	6" CONC to 6" CI/PL	7.50	8.12	6.25	6.62	6.00
MR06 86	8" CONC to 6" CI/PL (f)	10.00	10.50	6.25	6.62	6.00
MR06 88	8" CONC to 8" CI/PL	10.00	10.50	8.12	8.40	6.00
MR06 1008	10" CONC to 8" CI/PL (f)	12.55	13.20	8.12	8.75	6.00
MR06 1010	10" CONC to 10" CI/PL	12.55	13.20	10.34	10.85	6.00
MR06 1210	12" CONC to 10" CI/PL (f)	15.00	15.80	10.34	10.85	6.00
MR06 1212	12" CONC to 12" CI/PL	15.00	15.80	12.30	12.90	6.00
MR06 1515	15" CONC to 15" CI/PL	19.40	19.90	14.90	15.40	7.50
MR06 1818	18" CONC to 18" CI/PL	22.10	22.60	18.30	18.80	9.00
MR06 2121	21" CONC to 21" CI/PL (f)	25.90	26.60	21.40	22.10	10.00
MR06 2424	24" CONC to 24" CI/PL (f)	29.90	30.60	24.40	25.10	10.00
MR06 2727	27" CONC to 27" CI/PL (f)	33.40	34.10	27.40	28.10	10.00

**FOR:** Concrete (CONC) | Cast Iron (CI) | Plastic (PL) | Flanged Bushing (f)

**MR51 SERIES**

Asbestos Cement or Ductile Iron TO Cast Iron or Plastic		A		B		C
		MIN	MAX	MIN	MAX	WIDTH
MR51 43	4" AC/DI to 3" CI/PL (f)	4.62	4.93	3.25	3.50	4.00
MR51 44	4" AC/DI to 4" CI/PL	4.62	4.93	4.21	4.50	4.00
MR51 54	5" AC/DI to 4" CI/PL (f)	5.40	5.90	4.45	4.75	4.00
MR51 54Type 0	5" AC/DI to 4" Oversize CI/PL	5.40	5.90	4.80	5.10	4.00
MR51 55	5" AC/DI to 5" CI/PL (f)	5.62	5.93	5.30	5.62	5.00
MR51 64	6" AC/DI to 4" CI/PL	6.75	7.12	4.21	4.50	6.00
MR51 65	6" AC/DI to 5" CI/PL (f)	6.75	7.12	5.00	5.40	6.00
MR51 66	6" AC/DI to 6" CI/PL	6.75	7.12	6.27	6.62	6.00
MR51 86	8" AC/DI to 6" CI/PL (f)	8.75	9.25	6.27	6.30	6.00
MR51 88	8" AC/DI to 8" CI/PL	8.75	9.25	8.25	8.62	6.00
MR51 1008	10" AC/DI to 8" CI/PL (f)	10.84	11.40	8.40	8.62	6.00
MR51 1010	10" AC/DI to 10" CI/PL	10.84	11.40	10.34	10.87	6.00
MR51 1210	12" AC/DI to 10" CI/PL (f)	12.90	13.50	10.20	10.80	6.00
MR51 1212	12" AC/DI to 12" CI/PL	12.90	13.50	12.20	12.80	6.00
MR51 1615	16" AC/DI to 15" CI/PL (f)	17.40	17.90	14.90	15.40	10.00
MR51 1818	18" AC/DI to 18" CI/PL (f)	19.10	19.60	18.30	18.80	10.00

**FOR:** Asbestos Cement (AC) | Ductile Iron (DI) | Cast Iron (CI) | Plastic (PL) | Flanged Bushing (f)



FOR UNDERGROUND, NON-PRESSURE, GRAVITY FLOW APPLICATIONS ONLY

**FLEX-SEAL®**  
Unshielded Sewer Couplings

**MR55 SERIES**

	Asbestos Cement or Ductile Iron TO Asbestos Cement or Ductile Iron	A		B		C
		MIN	MAX	MIN	MAX	WIDTH
MR55 44	4" AC/DI to 4" AC/DI	4.62	4.93	4.62	4.93	4.00
MR55 54	5" AC/DI to 4" AC/DI (f)	5.62	5.93	4.62	4.93	6.00
MR55 55	5" AC/DI to 5" AC/DI	5.62	5.93	5.62	5.93	6.00
MR55 64	6" AC/DI to 4" AC/DI	6.75	7.12	4.62	4.93	6.00
MR55 65	6" AC/DI to 5" AC/DI (f)	6.75	7.12	5.62	5.93	6.00
MR55 66	6" AC/DI to 6" AC/DI	6.75	7.12	6.75	7.12	6.00
MR55 86	8" AC/DI to 6" AC/DI (f)	8.75	9.25	6.75	7.25	6.00
MR55 88	8" AC/DI to 8" AC/DI	8.75	9.25	8.75	9.25	6.00
MR55 1008	10" AC/DI to 8" AC/DI (f)	10.70	11.20	8.75	9.25	6.00
MR55 1010	10" AC/DI to 10" AC/DI	10.70	11.20	10.70	11.20	6.00
MR55 1212	12" AC/DI to 12" AC/DI	12.90	13.50	12.90	13.50	6.00
MR55 1616	16" AC/DI to 16" AC/DI	17.40	17.90	17.40	17.90	10.00
MR55 1818	18" AC/DI to 18" AC/DI	19.10	19.60	19.10	19.60	10.00

**FOR:** Asbestos Cement (AC) | Ductile Iron (DI) | Flanged Bushing (f)



**NEED CUSTOM SIZES?**

EST. 1958

**CUSTOM LARGE DIAMETER Couplings**

**CUSTOM LARGE DIAMETER Couplings**

 Custom made to fit pipe of almost any O.D.

 **INSTALLATION TOOLS**  
SEEKONK Pre-Set Torque Wrench: 60 in/lbs: 5/16" hex

**FLEX-SEAL® Sewer Couplings**  
Custom made for the repair, alteration and rehabilitation of **large diameter** gravity flow sanitary sewer, DWV and storm water systems in **Clay, Concrete, Cast Iron, Plastic, Ductile Iron, Asbestos Cement** and **HDPE** Ribbed/Corrugated applications. Connects similar and dissimilar pipe sizes and materials. **Shielded or unshielded.**



**FLEX-SEAL® ARC**  
Shielded Adjustable Repair Couplings





**FLEX-SEAL®**  
Unshielded Sewer Couplings



**COMPONENTS**  
Clamps: Surgical Grade 316 Stainless Steel, Nut & Bolt or Surgical Grade 316 Stainless Steel, T-Bolt  
Shield: Heavy-Duty, 301 Series Stainless Steel (.012" thick) with 300 Series Stainless Steel, Worm Drive Clamps (2)  
Gasket: Extruded Elastomeric Sealing Gasket (6 or 10" Width)  
Bushings: EPDM Flanged Bushings Available

**FOR:** Clay (CL) | Concrete (CONC) | Cast Iron (CI) | Plastic (PL) | Ductile Iron (DI) | Asbestos Cement (AC) | Ribbed/Corrugated (HDPE)

**FKM Chemical Resistant Couplings**  
Custom made for **chemically resistant and temperature sensitive pipe and fittings** in gravity flow chemical drainage applications.




**FKM**  
Chemical Resistant Couplings

*Idea for pharmaceutical plants, medical facilities, printing plants, plating processes, battery stations, pulp processing plants, chemical facilities, laboratories, film processing labs, test/research labs, beverage plants and institutional kitchens.*

FKM Gaskets have low compression set and stress relaxation properties, for **unsurpassed sealing performance and longevity.** Broad thermal serviceability with excellent resistance to atmospheric oxidation, weathering, sunlight and ozone. **High temperature resistance** (-4° to ± 356°F) to oxidizing acids, petroleum oils, hydraulic fluids, halogenated hydrocarbons and lubricants.

**COMPONENTS**  
Clamps: Surgical Grade 316 Stainless Steel, Nut & Bolt (2)  
Shield: Heavy-Duty, 301 Series Stainless Steel with 300 Series Stainless Steel, Worm Drive Clamps (2)  
Gasket: Fluoroelastomer (FKM) gasket



**CALL FOR A QUOTE**  
**800-854-9991**

Factory lead time is **24 - 48 hours.**  
Orders received before 10AM PST can **ship the following business day.**  
**Same day orders** received before 10AM PST can be **picked up at Will Call.**  
*NOTE: All custom couplings orders are non-returnable and non-refundable.*

 <b>SPECIFICATIONS</b>	Natural and synthetic rubbers conform to <b>ASTM C425</b> and <b>ASTM C1173</b>	300 Series Stainless Steel conforms to <b>ASTM A240/A240M</b>	Conforms to <b>ISO 9001</b> quality standards	Conforms to <b>CSA CLASS 7021-02 (B602)</b>	<b>IAPMO FILE 4224</b> listed
---	---	---	---	---	-------------------------------

**MISSION STANDARD**  
"Calder Style" Sewer Couplings & Bushings

**MISSION STANDARD**

"Calder Style" Sewer Couplings & Bushings



**3" to 12"**



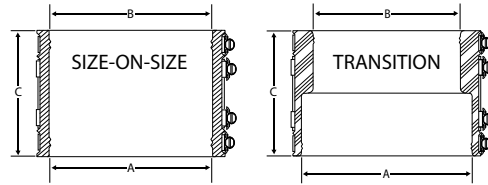
**RECOMMENDED TOOLS**

SEEKONK Pre-Set Torque Wrench: 60 in/lbs; 5/16" hex head

**Flexible sewer couplings** designed to join **Clay, Plastic or Cast Iron to any other pipe materials.**  
*Utilized primarily in the Western United States.*

**COMPONENTS**

- Clamps: Surgical Grade 316 Stainless Steel, Nut & Bolt (2) or 300 Series Stainless Steel, Worm Drive (2)
- Shield: 300 Series Stainless Steel with 300 Series Stainless Steel, Worm Drive Clamps (2)
- Gasket: Molded, One-Piece Elastomeric Sealing Gasket



<b>FOR:</b> Asbestos Cement (AC)	Cast Iron (CI)	Clay (CL)	Concrete (CONC)	Ductile Iron (DI)	Schedule 40 Plastic (PL)
Thinwall Plastic (TWP)	Steel (ST)	Extra Heavy Cast Iron (XHCI)	Cast Iron Transition (CIT)	Iron Pipe Size (IPS)	

**LEAKPROOF**

Increased band tension secures pipe ends, for a **watertight, root-proof seal, impervious to infiltration and exfiltration.**



**EASY**  
MISSIONMADE™ products are **easy to install and reuse.**

**RESILIENT**

Synthetic rubbers permit considerable distortion **withstanding tension and compression.** More pliable, **easier to install in cold weather** applications than elastomeric PVC gaskets.

**RIGID**

Thick, stainless steel shield **controls load bearing** between coupling and pipe surface, opposing **shear forces** while maintaining **pipe alignment.**

**SECURE**

Sealing "O" Rings under each clamp prevent pipe end slippage for a **reinforced joint seal.**

**ADAPTABLE**

Independent clamp tightening **adapts to different outside pipe diameters.**



(0403444)

**DURABLE**

Extra thick rubber gasket resists ultraviolet rays, ozone, fungus growth, natural soil erosive properties, and normal sewer gases. **Can be used with or without bushings.**

**ANTICORROSIVE**

Stainless steel components resist corrosion in marine applications, poorly aerated/moist soils, contaminated grounds conditions, (e.g. industrial fill sites) and chloride, sulfates or bicarbonates in ground water.

**SPECIFICATIONS**

Natural and synthetic rubbers conform to **ASTM C425 and ASTM C1173**

300 Series Stainless Steel conforms to **ASTM A240/A240M**

**IAPMO FILE 4224 & 0317** listed



**MISSION STANDARD**  
"Calder Style" Sewer Couplings & Bushings

**SHIELDED, NUT & BOLT**

Clay/Concrete/Cast Iron/Plastic/Steel/Armco Truss TO Clay/Concrete/Cast Iron/Plastic/Steel/Armco Truss		A		B		C
		MIN	MAX	MIN	MAX	WIDTH
0406751	6" CL to 6" CL	7.50	8.00	7.50	8.00	4.50
0406793	6" TYPE O CL or CONC to 6" TYPE O CL or CONC	7.75	8.13	7.75	8.13	4.00
0408781	8" CL to 8" CL	9.75	10.13	9.75	10.13	4.00
0410688	10" CL to 10" CL	12.25	12.60	12.25	12.60	4.50
0410720	10" TYPE O CL or CONC/CI/PL/XHCI/ST/TWP to 10" TYPE O CL or CONC/CI/PL/XHCI/ST/TWP	12.50	13.13	12.50	13.13	4.50
0412635	12" CL to 12" CL	14.25	14.52	14.25	14.52	4.50
0412684	12" TYPE O CL or CONC/ARMCO TRUSS to 12" TYPE O CL or CONC/ARMCO TRUSS	14.13	15.00	14.13	15.00	4.50

**UNSHIELDED, NUT & BOLT**

0403428	3" CL to 3" CL	4.25	4.50	4.25	4.50	3.00
0404624	4" TYPE O CL to 4" TYPE O CL	5.31	5.50	5.31	5.50	3.00
0405027	5" CL to 5" CL	6.55	6.75	6.55	6.75	3.00
0406736	6" CL to 4" CL	7.50	7.75	5.28	5.45	3.00
0408864	8" CL to 6" CL	9.25	10.13	7.25	8.00	3.50

**UNSHIELDED, WORM DRIVE**

0403444	3" CIT/Trailer/ Drain (EPDM) to 3" CIT/Trailer/ Drain (EPDM)	3.25	3.50	3.25	3.50	2.00
0404616	4" TYPE O CL to 4" TYPE O CL	5.31	5.50	5.31	5.50	3.00
0404715	4" CIT/PL/XHCI/ST to 4" CIT/PL/XHCI/ST	4.22	4.50	4.22	4.50	3.00
0405035	5" CL to 5" CL	6.55	6.75	6.55	6.75	3.00
0406645	6" CL to 6" CL	7.55	7.75	7.55	7.75	3.50
0406819	6" CIT/PL/XHCI/ST/TWP to 4" CIT/PL/XHCI/ST/TWP	6.25	6.63	4.13	4.50	3.50
0406835	6" CL to 4" CL	7.50	7.75	5.28	5.45	4.50
0408724	8" CL to 8" CL	9.75	10.13	9.75	10.13	4.00
0408872	8" CL to 6" CL	9.25	10.13	7.25	8.00	3.50

**BUSHINGS**

0502419	4" CI to 2" CI
0502427	4" PL to 2" PL
0503417	4" CI to 3" CI
0503425	4" PL to 3" PL
0504415	4" CI
0504423	4" PL
0504431	4" AC/DI/Orangeburg
0504506	4" TWP
0506410	6" CI
0506428	6" PL/IPS
0506436	6" AC/DI/Orangeburg
0508416	8" CI
0508424	8" AC/DI/Orangeburg
0510412	10" CI
0512418	12" CI
0512426	12" AC/DI/Orangeburg



**EASTERN STANDARD**  
Sewer Couplings & Bushings



**EASTERN STANDARD**

Sewer Couplings & Bushings

**3" to 12"**



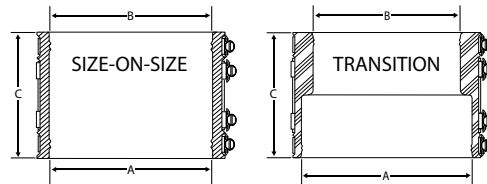
**RECOMMENDED TOOLS**

SEEKONK Pre-Set Torque Wrench: 60 in/lbs; 5/16" hex head

**Flexible sewer couplings** designed to join **Clay to Clay, and Clay to any other pipe materials**. Utilized primarily in the Eastern United States.

**COMPONENTS**

- Clamps:** Surgical Grade 316 Stainless Steel, Nut & Bolt (2) or 300 Series Stainless Steel, Worm Drive (2)
- Shield:** 300 Series Stainless Steel with 300 Series Stainless Steel, Worm Drive Clamps (2)
- Gasket:** Molded, One-Piece Elastomeric Sealing Gasket



<b>FOR:</b> Asbestos Cement (AC)	Cast Iron (CI)	Clay (CL)	Concrete (CONC)	Ductile Iron (DI)	Schedule 40 Plastic (PL)
Thinwall Plastic (TWP)	Steel (ST)	Extra Heavy Cast Iron (XHCI)	Cast Iron Transition (CIT)	Iron Pipe Size (IPS)	

**LEAKPROOF**

Increased band tension secures pipe ends, for a **watertight, root-proof seal, impervious to infiltration and exfiltration.**



**EASY** MISSIONMADE™ products are **easy to install and reuse.**

**RESILIENT**

**Synthetic rubbers** permit considerable distortion **withstanding tension and compression.** More pliable, **easier to install in cold weather** applications than elastomeric PVC gaskets.

**RIGID**

**Thick, stainless steel shield controls load bearing** between coupling and pipe surface, opposing **shear forces** while maintaining **pipe alignment.**



**DURABLE**

**Extra thick rubber gasket** resists ultraviolet rays, ozone, fungus growth, natural soil erosive properties, and normal sewer gases and **can be used with or without bushings.**

**ADAPTABLE**

Independent clamp tightening **adapts to different outside pipe diameters.**

**SECURE**

Sealing "O" Rings under each clamp prevent pipe end slippage for a **reinforced joint seal.**

**ANTICORROSIVE**

**Stainless steel components resist corrosion** in marine applications, poorly aerated/moist soils, contaminated grounds conditions, (e.g. industrial fill sites) and chloride, sulfates or bicarbonates in ground water.

(0405027)

**SPECIFICATIONS**

Natural and synthetic rubbers conform to **ASTM C425 and ASTM C1173**

300 Series Stainless Steel conforms to **ASTM A240/A240M**

**IAPMO FILE 4224 & 0317** listed

**SHIELDED, ADJUSTABLE REPAIR, NUT & BOLT**

Clay/Concrete/Cast Iron/Plastic/Steel/Armco Truss TO Clay/Concrete/Cast Iron/Plastic/Steel/Armco Truss		A		B		C
		MIN	MAX	MIN	MAX	WIDTH
0406769	6" CL to 6" CL	6.88	7.63	6.88	7.63	4.00
0406793	6" TYPE O CL or CONC to 6" TYPE O CL or CONC	7.75	8.13	7.75	8.13	4.00
0408807	8" CL to 8" CL	9.25	10.06	9.25	10.06	4.00
0410704	10" CL to 10" CL	11.50	12.13	11.50	12.13	4.50
0410720	10" TYPE O CL or CONC/CI/PL/XHCI/ST/TWP to 10" TYPE O CL or CONC/CI/PL/XHCI/ST/TWP	12.50	13.13	12.50	13.13	4.50
0412650	12" CL to 12" CL	14.13	14.63	14.13	14.63	4.50
0412684	12" TYPE O CL or CONC/ARMCO TRUSS to 12" TYPE O CL or CONC/ARMCO TRUSS	14.13	15.00	14.13	15.00	4.50

**UNSHIELDED, NUT & BOLT**

0405027	5" CL to 5" CL	6.55	6.75	6.55	6.75	3.00
0406728	6" CL to 6" CL	6.88	7.63	6.88	7.63	3.50
0408864	8" CL to 6" CL	9.25	10.13	7.25	8.00	3.50

**UNSHIELDED, WORM DRIVE**

0403444	3" CIT/Trailer/ Drain (EPDM) to 3" CIT/Trailer/ Drain (EPDM)	3.25	3.50	3.25	3.50	2.00
0404665	4" CL to 4" CL	5.00	5.28	5.00	5.28	3.00
0406744	6" CL to 4" CL	6.75	7.50	6.75	7.50	3.50
0406819	6" CIT/PL/XHCI/ST/TWP to 4" CIT/PL/XHCI/ST/TWP	6.25	6.63	6.25	6.63	3.50

**BUSHINGS**

0504449	4" CI
0504456	4" IPS
0504464	4" AC/DI/Orangeburg
0504514	4" TWP
0506410	6" CI
0506428	6" PL/IPS
0506436	6" AC/DI/Orangeburg
0508432	8" CI
0508440	8" AC/DI/Orangeburg
0510438	10" CI
0510446	10" AC/DI/Orangeburg
0512434	12" CI
0512442	12" AC/DI/Orangeburg





**BAND-SEAL®**  
End Caps



**BAND-SEAL®**  
End Caps

**Q** 1½" to 12"



**RECOMMENDED TOOLS**  
SEEKONK Pre-Set Torque Wrench: 60 in/lbs; 5/16" hex head

Flexible rubber end caps for capping **Cast Iron, Steel, or Plastic** pipe ends. Listed by IAPMO for **"Permanent Clean Out"** applications. *Recommended for above ground installations.*

**COMPONENTS**

Clamp: 301 Series Stainless Steel, Worm Drive (1)  
Gasket: Molded, One-Piece, Elastomeric Sealing Cap

**END CAPS**

PART	SIZE	PIPE
0701011	1½"	CI/ST/PL
0702019	2"	CI/ST/PL
0703017	3"	CI/ST/PL
0704015	4"	CI/ST/PL
0705020	5"	CI/ST/PL
0706028	6"	CI/ST/PL
0708016	8"	CI/ST/PL
0710017	10"	CI/ST/PL
0712018	12"	CI/ST/PL

**FOR:** Cast Iron (CI) | Steel (ST) | Plastic (PL)




**EASY**  
MISSIONMADE™ products are easy to install and reuse.

**DURABLE**

Molded, synthetic rubber cap resists ultraviolet rays, ozone, fungus growth, natural soil erosive properties, and normal sewer gases.

**SECURE**



Tight-fitting internal cone creates wedge inside pipe, balancing outward strains against steel clamp. Sealing "O" Rings under clamp prevent pipe end slippage for a reinforced joint seal.

**LEAKPROOF**

Increased band tension secures pipe end, forming a watertight seal. Axially tapered design distributes and dissipates internal stresses. Strong, molded "ASTERISK" braces end cap against head pressure during testing.

**RESILIENT**

Synthetic rubbers permit considerable distortion withstanding tension and compression. More pliable and easier to install in cold weather applications than an elastomeric PVC cap.



(8" End Cap)

**ADAPTABLE**



For permanent or temporary clean outs. Independent clamp tightening adapts to different outside pipe diameters.

**ANTICORROSIVE**

Stainless steel components resist corrosion in a variety of environments.

**SPECIFICATIONS**

IAPMO FILE 2101 listed

**T-CONE®**  
Mechanical Stoppers



**Q** 1½" to 8"

Two-piece mechanical stopper designed for hydrostatic testing of gravity flow DWV and sanitary sewer systems. For **Cast Iron, Clay, Plastic, Steel and Copper** pipe. *Recommended for above ground installations.*

**COMPONENTS**

Plug: Reinforced, Rigid Polypropylene  
Sealing Ring: Molded, one-piece elastomer

**RECOMMENDED TOOLS**

Hand tightening only.

PART	SIZE	MIN TEST PRESSURE PSI
ST-152	1½" SCH 40 PL/ST	4.3
ST-201	2" CI/SCH 80 PL or 1½" SCH 40 PL Hub	4.3
ST-202	2" SCH 40 PL/ST/K	4.3
ST-302	3" SCH 40 PL/ST/K or 2" SWCI Hub	4.3
ST-401	4" CL/K	4.3
ST-402	4" CI/SCH 40 PL/ST/TWP/K/CL	4.3
ST-601	6" CI/TWP/K/CL	4.3
ST-602	6" SCH 40 PL/XHCI	4.3
ST-802	8" SCH 40 PL/TWP/CL	4.3

**FOR:** Cast Iron (CI) | Extra Heavy Cast Iron (XHCI) | Service Weight Cast Iron (SWCI) | Steel (ST) | Plastic (PL) | Thinwall Plastic (TWP) | Copper (K) | Clay (CL)



**EASY**  
MISSIONMADE™ products  
are easy to install and reuse.

**LEAKPROOF** ✦  
Permanent seal against  
water and gases.

**ANTICORROSIVE** ✦  
No metal parts to rust or corrode.



(ST-601)

**SAFE** ✦  
Holds high test pressures –  
minimum 4.3 psi

**SIMPLE** ✦  
Fewest components in the industry –  
2 piece connection.

**SPECIFICATIONS**

Natural and synthetic rubbers conform to  
ASTM C425

**T-FLEX®**  
Sewer Saddles

**T-FLEX®**  
Sewer Saddles



**Q** 4" and 6"



**RECOMMENDED TOOLS**  
SEEKONK Pre-Set Torque Wrench: 60 in/lbs; 5/16" hex head

Sewer Saddles designed to join any **sewer main pipe material to a Plastic** lateral pipe. Elastomeric construction allows a single size to securely fit most sewer mains.

**T-FITTINGS**

PART	LATERAL PIPE	SEWER MAIN O.D.	ANGLE	CORE I.D.
TF-400	4" PL	6.27 to 15.75	90°±15°	4.60 to 4.90
TF-600	6" PL	8.16 to 21.25	90°±15°	6.60 to 6.90

**COMPONENTS**

**Clamps:** 300 Series Stainless Steel, Worm Drive Clamp (1)  
300 Series Stainless Steel, Quick Release Clamps (2)  
**Apron:** 300 Series Austenitic Stainless Steel Apron  
**Gasket:** EPDM Rubber Gasket

**WYE FITTINGS**

PART	LATERAL PIPE	SEWER MAIN O.D.	ANGLE
4" Wye	4" PL	6.27 to 15.75	45°±15°
6" Wye	6" PL	8.16 to 21.25	45°±15°

**FOR:** Schedule 40 Plastic (PL)

**RIGID**

Austenitic stainless steel apron absorbs vibration, accommodating ground movement and preventing shear.




**EASY**  
MISSIONMADE™ products are easy to install and reuse.

**SECURE**

Sealing "O" Rings under each clamp prevent pipe end slippage for a reinforced joint seal.

**LEAKPROOF**

Increased band tension secures pipe ends, forming a watertight, root-proof seal, impervious to infiltration and exfiltration.



**PIPE STOP**

Internal pipe stop eliminates lateral pipe intrusion into sewer main.

**SELF-CENTERING**


Flanged lip self-centers saddle into cored sewer main.

**RESILIENT**

EPDM rubber permits considerable distortion withstanding tension and compression. More pliable, easier to install in cold weather applications than elastomeric PVC gaskets.

**FAST**

Stainless steel, quick-release clamps install rapidly.



**ANTICORROSIVE**

Stainless steel components resist corrosion in marine applications, poorly aerated/moist soils, contaminated grounds conditions, (e.g. industrial fill sites) and chloride, sulfates or bicarbonates in ground water.

**ADAPTABLE**



Independent clamp tightening adapts to different outside pipe diameters.

**DURABLE**

EPDM rubber gasket resists ultraviolet rays, ozone, fungus growth, natural soil erosive properties, and normal sewer gases.

**SPECIFICATIONS**

Natural and synthetic rubbers conform to ASTM C425, ASTM C923M and ASTM C1173

300 Series Stainless Steel conforms to ASTM A240/A240M



**TWISTEE®**  
Tapping Saddles



(TT-6-1624)

**4" and 6"**



**RECOMMENDED TOOLS**

Diamond Tip Core Bit, Core Drill, Strap Wrench, FLEX-SEAL® ARC Shielded Adjustable Repair Coupling

Versatile rubber tapping saddle with threaded ABS stub-out eliminates T-fittings. **Connects Plastic lateral pipe to Clay or Concrete (Thickwall min. 1.25") sewer mains. Minimal excavation.**

**COMPONENTS**

Stub-Out: Threaded ABS  
Gasket: EPDM Rubber

**ACCESSORIES**

Core Bit 5¼" (3420120)  
Core Bit 7¼" (3420130)

**TAPPING SADDLES**

PART	LATERAL PIPE	SEWER MAIN O.D.
TT-4-0810	4" PL	8" - 10" CL/CONC
TT-4-1215	4" PL	12" - 15" CL/CONC
TT-4-1627	4" PL	16" - 27" CL/CONC
TT-4-2899	4" PL	28" and larger CL/CONC
TT-6-1215	6" PL	12" - 15" CL/CONC
TT-6-1624	6" PL	16" - 24" CL/CONC
TT-6-2599	6" PL	25" and larger CL/CONC

**FOR:** Plastic (PL) | Clay (CL) | Concrete (CONC)



**EASY**  
MISSIONMADE™ products are easy to install and reuse.

**DURABLE**

EPDM rubber gasket resists ultraviolet rays, ozone, fungus growth, natural soil erosive properties, and normal sewer gases.

**EASY**

2-Piece service connection.

**LEAKPROOF**

Threaded, ABS Stub-Out and EPDM gasket form a watertight, root-proof seal, impervious to infiltration and exfiltration.

**RESILIENT**

EPDM rubber permits considerable distortion withstanding tension and compression. More pliable, easier to install in cold weather applications than elastomeric PVC gaskets.



(TT-6-1624)

**SPECIFICATIONS**

Natural and synthetic rubbers conform to ASTM C425, ASTM C923M and ASTM C1173

**POLLYTEE®**  
Service Connectors



**POLLYTEE®**  
Service Connectors



(6" POLLYTEE®)

**Q** 4" and 6"



**RECOMMENDED TOOLS**

SEEKONK Pre-Set Torque Wrench: 60 in/lbs; 5/16" hex head;  
5" Core Bit; 7" Core Bit

Service Connectors for **HDPE Ribbed/Corrugated, Profile** or **Concrete** sewer main to **Thinwall Plastic** lateral pipe.

**SERVICE CONNECTORS**

PART	LATERAL PIPE	SEWER MAIN
4" POLLYTEE®	4" TWP	8" or larger HDPE Ribbed/Corrugated Profile/CONC
6" POLLYTEE®	6" TWP	10" or larger HDPE Ribbed/Corrugated Profile/CONC

**COMPONENTS**

Clamp: Surgical Grade 316 Stainless Steel, Nut & Bolt (1)  
Gasket: EPDM Rubber Gasket

**FOR:** HDPE Ribbed/Corrugated | Concrete (CONC) | Thinwall Plastic (TWP)



**EASY**  
MISSIONMADE™ products are easy to install and reuse.

**LEAKPROOF**

Increased band tension secures pipe ends, forming a **watertight, root-proof seal, impervious to infiltration and exfiltration.**

**RESILIENT**

EPDM rubber permits considerable distortion **withstanding tension and compression.** More pliable, easier to install in cold weather applications than elastomeric PVC gaskets.


**SECURE**

Sealing "O" Rings under clamp prevent pipe end slippage for a **reinforced joint seal.**



**PIPE STOP**

Internal pipe stop **eliminates lateral pipe intrusion** into sewer main.



(6" POLLYTEE®)

**DURABLE**

EPDM rubber gasket resists ultraviolet rays, ozone, fungus growth, natural soil erosive properties, and normal sewer gases.

**ANTICORROSIVE**

Stainless steel components resist corrosion in marine applications, poorly aerated/moist soils, contaminated grounds conditions, (e.g. industrial fill sites) and chloride, sulfates or bicarbonates in ground water.

**SPECIFICATIONS**

Natural and synthetic rubbers conform to ASTM C425, ASTM C923M and ASTM C1173

300 Series Stainless Steel conforms to ASTM A240/A240M



## a culture of responsibility

Mission is the only coupling manufacturer in the world recognized for environmentally-certified products. Our Cradle to Cradle Silver Products certification was achieved after stringent third-party evaluation for human health, environmental health, life cycle attributes, social responsibility, renewable energy, and water stewardship standards.

We seek to further reduce our carbon footprint by doing business with local and domestic companies.

We encourage you — our customers, industry associates and vendors — to share our environmental, safety, and health commitments.

### About MBDC

MBDC (McDonough Braungart Design Chemistry, LLC) is a product and process design firm dedicated to revolutionizing the design of products and services worldwide. By means of a new design paradigm called Cradle to Cradle Design, and the implementation of eco-effective design principles, MBDC has introduced a fundamental conceptual shift away from the designing of products and systems based on the take-make-waste model of the last century in which products were dumped in landfills after fulfilling their initial intended purpose ('cradle to grave'). In 'cradle to cradle' cycles materials are perpetually circulated, maximizing material value without damaging ecosystems. Cradle to Cradle focuses on the characteristics of sustainable materials, products and systems.

### What is Cradle to Cradle Certification?

Cradle to Cradle Certification is a comprehensive evaluation of the environmental impact of a product and the manufacturing process. Mission FLEX-SEAL® products have been certified as Cradle to Cradle Silver Products by MBDC. Mission FLEX-SEAL® products have been evaluated for their human health, environmental health, life cycle attributes, social responsibility, renewable energy, and water stewardship characteristics against stringent certification criteria and are considered ecologically intelligent products.







## STANDARD PIPE SIZES

	MATERIAL	4"	5"	6"	8"	10"	12"	14"	15"	16"	18"	20"	21"	24"	27"
CLAY	Mission Clay	5.37	6.65	7.68	9.90	12.43	14.46		18.30		22.30		25.80	30.30	33.60
	Building Products Clay	5.20		7.75	9.80	12.40	14.40		18.25		22.25		25.88	30.30	33.60
	Eastern Standard Clay	5.23	6.31	7.44	9.84	11.99	14.36		18.20		21.93		25.91		
	Gladding/McBean Clay	5.36		7.82	9.99	12.47	14.52		18.03		21.47		25.22	28.85	32.80
	Pacific Clay	5.36		7.93	9.93	12.88	15.30		18.60		22.40		26.40	30.10	33.90
METAL	No Hub Cast Iron	4.38	5.30	6.30	8.38	10.56	12.50		15.83						
	Service Weight Cast Iron	4.30	5.30	6.30	8.38	10.50	12.50		15.88						
	Extra Heavy Cast Iron	4.50	5.50	6.50	8.62	10.75	12.75		15.88						
	Ductile Iron	4.80		6.90	9.05	11.10	13.20	15.30		17.40	19.50	21.60		25.80	
	Steel	4.50	5.56	6.62	8.62	10.75	12.75	14.00		16.00	18.00	20.00	21.00	24.00	
	Copper	4.13	5.13	6.13	8.13	10.13									
PLASTIC	Stainless Steel	4.00	5.00	6.00	8.00	10.00									
	Schedule 40 Plastic	4.5	5.56	6.62	8.62	10.75	12.75	14.00		16.00	18.00	20.00	21.00	24.00	
	Thinwall Plastic PVC (ASTM30 33) - SDR41	4.21		6.27	8.16	10.20	12.24								
	Thinwall Plastic PVC (ASTM 3034) - SDR 35	4.21		6.27	8.40	10.50	12.50		15.30		18.70		22.05	24.80	
MISC.	Thinwall Plastic ABS (ASTM 2751)	4.21	5.30	6.27	8.40	10.50	12.50								
	Armco Truss				9.40	11.80	14.10								
	Orangeburg	4.64	5.82	6.92	9.14	11.24	13.44								
	Asbestos Cement Class 1500 - Transite	4.81	5.90	6.92	9.02	11.12	13.22	15.30	16.34	17.38					
	Concrete	5.50	6.50	7.50	10.00	12.45	14.50		19.60		22.50		26.00	30.00	32.00

### MISSION RUBBER COMPANY LLC

1660 Leeson Lane  
Corona, CA 92879-2349

TOLL FREE: (from anywhere in the U.S. and Canada)  
P 800.854.9991 F 800.637.4601

INTERNATIONAL:  
P 951.736.1343 F 951.479.4912

### Limited Warranty

Mission Rubber Company LLC warrants (its) products against defects in workmanship or materials for a period of one (1) year and will replace defective product returned to it within that time period. No charges for labor or expenses required to repair defective materials or damages occasioned by them will be allowed. No warranty of merchantability or fitness for particular purpose shall apply. Mission Rubber Company LLC shall not in any case be liable for special, incidental, economical or consequential damages, and makes no other representations or warranties, whet her oral or written, expressed or implied.