

Series 770

Bidirectional O-Ported Slide Gate Valve



Bray / VAAS®

2"-24" (50-600mm) 150psi (10bar)


Series 770

Bidirectional O-Ported Slide Gate Valve

The Bray/VAAS Series 770 is a bidirectional o-ported slide gate valve, designed for severe service applications. The 770's o-ported gate is in constant contact with the seats, minimizing seat stress and ensuring maximum sealing performance.

The durable ductile iron body is offered in a compact wafer style. When fully open, the valve is full bore, offering no resistance to line media.

The design provides a unique auto purging possibility to clean seats by connecting purge media to the bottom chamber.



- 1 Designed for easy, quick conversion between manual and pneumatic actuation. Featuring a lubricant injection port for continuous, smooth operation with minimal maintenance.
- 2 Multi-layer square packing provides exceptional gland sealing.
- 3 Replaceable steel reinforced, elastomer seat ensures bi-directional zero leakage shutoff.
- 4 Seats are in constant contact with gate throughout the entire stroke of the valve.
- 5 Deflection resistant gate design ensures consistent alignment for industry leading durability.
- 6 Unrestricted flow path with minimal pressure drop achieved through full port valve design.
- 7 The inherent design of the o-ported slide gate provides 360° scale-breaking.
- 8 Compact wafer body allows for easy installation and is drilled and tapped to ASME B16.5 CL150 flange patterns as standard. Other drilling options available upon request.
- 9 Non-discharging body design includes tapped flush ports as standard, allowing for safe discharge of media and easy flush water connection.

Standard Construction

Body	Gate	Seat	Stem	Gland	Packing	Topworks
DI	304	EPDM	304	CS	PTFE impregnated synthetic fiber	Steel

Body Options

Carbon Steel (WCB)
CF8 Stainless Steel
CF8M Stainless Steel
CF3M Stainless Steel
SAF 2205 Duplex
SAF 2507 Duplex

Gate Options

316, 317 Stainless Steel
SAF 2507 Duplex
SAF 2205 Duplex
17-4PH Stainless Steel
Hastelloy® C
Monel®

Seat Options

EPDM	-65°-248°F/-54°-120°C
------	-----------------------

Additional material options may be available upon request. Consult factory for availability.

Actuator Options

Direct Mounted Handwheel - Standard (2"-14")
Bevel Gear - Standard (16"-24")
Pneumatic
Hydraulic
Electric

Packing Options

PTFE impregnated synthetic fiber	232°C/450°F
PTFE w/Buna-N Quad Seal	90°C/194°F
PTFE w/Viton® Quad Seal	200°C/392°F

Specifications & Standards

Size Range	2" to 24" (50 - 600mm)
Pressure Rating	150psi (10bar) CWP
Body Style	Two-piece bolted (Wafer)

Design	Manufacturers Standard
Testing	MSS SP-81
Face-to-face	MSS SP-81
Certification	Canadian CRN
Drilling	ASME B16.5 CL150

Dimensions

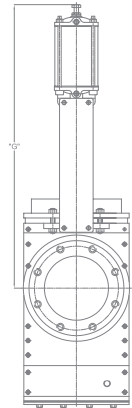
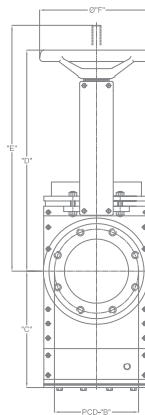
In. (mm)	A	B	C	D	E	F	G	H	I	J
2 (50)	1.89 48	4.76 121	6.50 165	14.94 380	15.79 401	10.00 254	20.40 518	--	--	--
3 (80)	2.01 51	6.02 153	7.87 200	17.36 441	19.63 499	10.00 254	24.29 617	--	--	--
4 (100)	2.01 51	7.52 191	9.84 250	19.40 493	22.72 580	10.00 254	28.82 732	--	--	--
6 (150)	2.24 57	9.53 242	13.39 340	23.36 595	28.37 721	11.77 299	34.37 873	--	--	--
8 (200)	2.76 70	11.77 299	17.72 450	25.70 653	32.78 833	11.77 299	39.46 1002	--	--	--
10 (250)	2.76 70	14.25 362	20.08 510	29.28 744	39.76 1010	15.98 406	47.96 1218	42.05 1068	11.65 296	20.00 508
12 (300)	2.99 76	17.01 432	22.83 580	33.38 848	46.34 1177	20.00 508	54.81 1392	49.09 1247	12.05 306	20.00 508
14 (350)	2.99 76	18.74 476	24.80 630	36.45 926	52.26 1328	20.00 508	59.77 1518	54.13 1375	12.05 306	20.00 508
16 (400)	3.50 89	21.26 540	27.95 710	--	--	--	64.42 1636	58.37 1483	12.05 306	20.00 508
18 (450)	3.50 89	22.76 578	30.71 780	--	--	--	75.98 1930	66.02 1677	12.05 306	20.00 508
20 (500)	4.49 114	25.00 635	35.04 890	--	--	--	81.25 2064	73.70 1872	12.99 330	20.00 508
24 (600)	4.49 114	29.53 750	41.34 1050	--	--	--	94.52 2401	86.50 2197	12.99 330	20.00 508

Dimensions are approximate and subject to change. Consult factory for certified drawings.

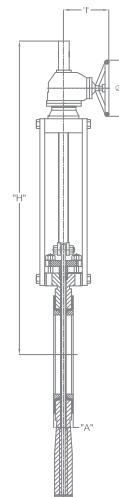
Weights

Size	in mm	2 50	3 80	4 100	6 150	8 200	10 250	12 300	14 350	16 400
HANDWHEEL	lb	42	57	68	115	176	271	366	419	--
	kg	19	26	31	52	80	123	166	190	--
PNEUMATIC ACTUATOR	lb	--	--	84	141	216	359	--	--	--
	kg	--	--	38	64	98	163	--	--	--
GEAR OPERATOR	lb	--	--	--	--	--	--	467	--	--
	kg	--	--	--	--	--	--	212	--	--

Direct Mounted Handwheel



Pneumatic Actuator



Bevel Gear

Consult factory for hydraulic and electric actuators dimensions.

Bray International, Inc.
Houston, TX, USA +281.894.5454

Bray/VAAS India
Chennai +91.44.2496.1391

Benelux
Heerhugowaard +31.72.572.1410

Brazil
Paulinia Sp-Brazil +55.19.3517.6161

Canada
Montréal +514.344.2729

Chile
Santiago +56.2739.2966

China
Hangzhou, Zhejiang +86.571.828.52200

Colombia
Bogota +571.876.6084

France
Maubeuge +0033.3.27.59.41.89

Germany
Krefeld +49.2151.53360

India
Gujarat +91.2667.664444

Italy
Milano +39.02.9237.0196

Mexico
Zapopan, Jalisco +52.33.3836.4460

Middle East
Dubai +00971.0.4.887.6979

Pacific
Melbourne, Australia +613.9580.9755

Peru
Lima +511.251.0251

Poland
Oswiecim +48.33.842.1968

Russia
Moscow +7.495.36.36.222

Singapore
Ubi Techpark +65.6742.1428

South Africa
Sandton +27.10.007.3222

South Korea
Seoul +82.2.2190.3809

United Kingdom
Inchinnan +44.141.812.5199



To find a distributor in your area visit us online at www.bray.com

All statements, technical information, and recommendations in this bulletin are for general use only. Consult Bray/VAAS representatives or factory for the specific requirements and material selection for your intended application. The right to change or modify product design or product without prior notice is reserved. Patents issued and applied for worldwide.
Bray® is a registered trademark of BRAY INTERNATIONAL, Inc. © 2015 Bray International. All rights reserved. V-6004_EL_770_03-2017